



Ole Miss

OUTBACK BOWL GUIDE • JANUARY 2, 2021

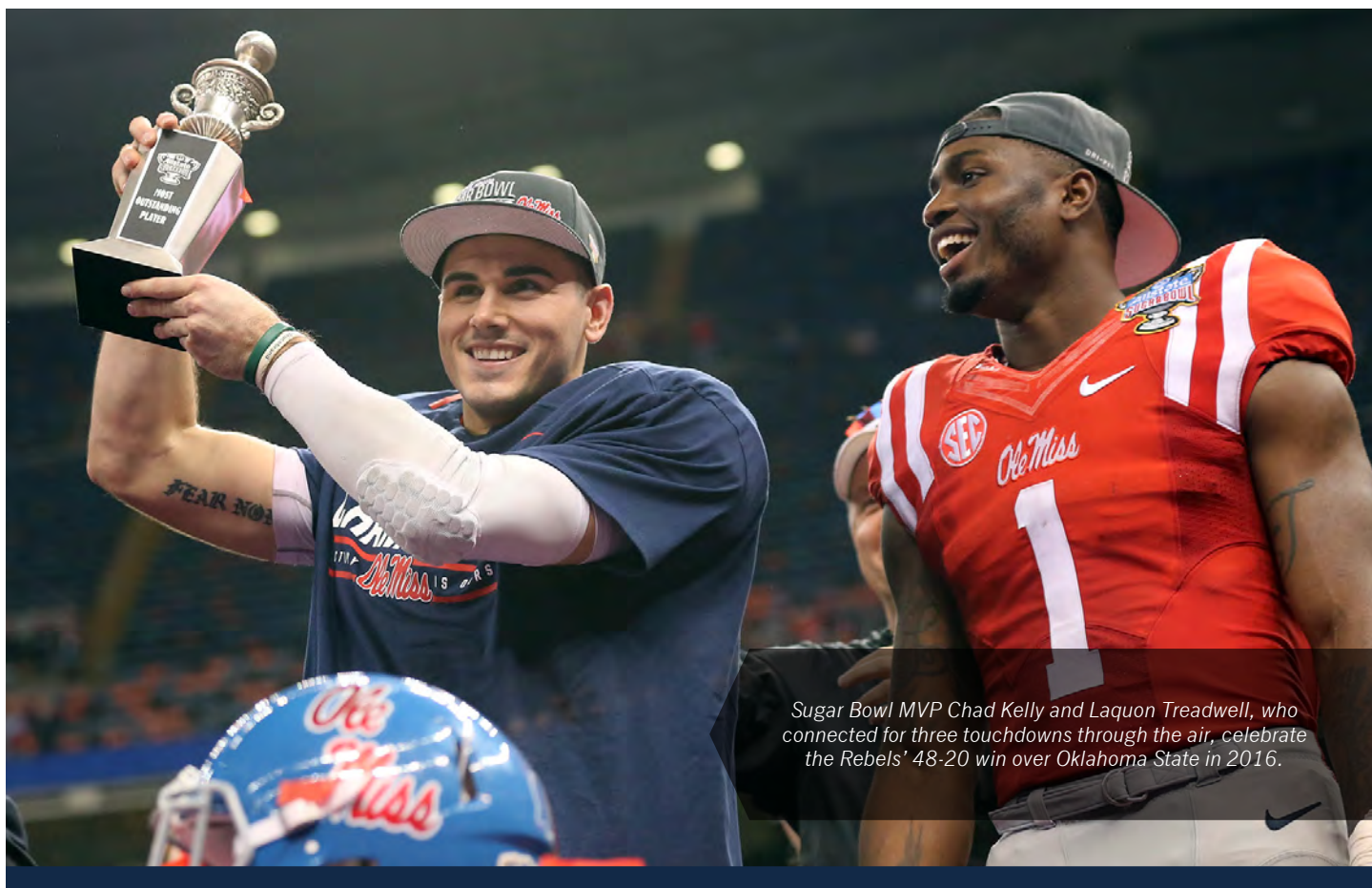






Capturing the 2016 Allstate Sugar Bowl, a 48-20 victory over Oklahoma State, Ole Miss captured its 23rd bowl victory in program history, which ranks 16th amongst FBS teams.





Sugar Bowl MVP Chad Kelly and Laquon Treadwell, who connected for three touchdowns through the air, celebrate the Rebels' 48-20 win over Oklahoma State in 2016.

### ALL-TIME BOWL APPEARANCES

Date	Bowl	Date	Bowl
Jan. 1, 1936	Orange	Dec. 30, 1971	Peach
Jan. 1, 1948	Delta	Dec. 10, 1983	Independence
Jan. 1, 1953	Sugar	Dec. 20, 1986	Independence
Jan. 1, 1955	Sugar	Dec. 28, 1989	Liberty
Jan. 2, 1956	Cotton	Jan. 1, 1991	Gator
Jan. 1, 1958	Sugar	Dec. 31, 1992	Liberty
Dec. 27, 1958	Gator	Dec. 26, 1997	Motor City
Jan. 1, 1960	Sugar	Dec. 31, 1998	Independence
Jan. 2, 1961	Sugar	Dec. 31, 1999	Independence
Jan. 1, 1962	Cotton	Dec. 28, 2000	Music City
Jan. 1, 1963	Sugar	Dec. 27, 2002	Independence
Jan. 1, 1964	Sugar	Jan. 2, 2004	Cotton
Dec. 19, 1964	Bluebonnet	Jan. 2, 2009	Cotton
Dec. 18, 1965	Liberty	Jan. 2, 2010	Cotton
Dec. 17, 1966	Bluebonnet	Jan. 5, 2013	BBVA Compass*
Dec. 30, 1967	Sun	Dec. 30, 2013	Music City
Dec. 14, 1968	Liberty	Dec. 31, 2014	Chick-fil-A Peach
Jan. 1, 1970	Sugar	Jan. 1, 2016	Sugar
Jan. 2, 1971	Gator	Jan. 2, 2021	Outback Bowl

Ole Miss is 16th nationally with 23 bowl victories, 25th with 37 bowl appearances and second with a .639 bowl winning percentage.

*\*Game later vacated*



Ray Brown rushed for 157 yards and two scores to lead Ole Miss to its first Sugar Bowl title with a 39-7 win over Texas in 1958.

Archie Manning earned offensive MVP honors at the 1970 Sugar Bowl after he passed for 273 yards and a TD to guide Ole Miss to a 27-22 win over Arkansas.





## REBEL FOOTBALL SINCE 1893

- 3.....National Championships
- 6.....SEC Overall Championships
- 1.....SEC West Championship
- 36.....Bowl Appearances
- 23.....Bowl Victories
- 21.....NCAA Statistical Champions
- 59.....First Team All-America selections
- 12.....College Football Hall of Fame Members
- 2.....Pro Football Hall of Fame Members
- 24.....Academic All-Americans
- 4.....Rhodes Scholars
- 8.....National Football Foundation Scholar-Athletes
- 3.....SEC Scholar-Athletes of the Year
- 6.....Heisman Trophy finalists
- 1.....Maxwell Award Winner
- 1.....Johnny Unitas Golden Arm Award Winner
- 1.....Butkus Award Winner
- 1.....Lambert Trophy Winner
- 1.....Ozzie Newsome Award Winner
- 1.....Lou Groza Award Winner
- 1.....Wuerffel Trophy Winner
- 300.....Professional Draft Picks
- 23.....First-Round NFL Draft Picks



"My first game at what was then Hemingway Stadium was in 1960 when Ole Miss played LSU, and I had never been more excited than I was that day. Of course, the stadium is much larger and more impressive now than when I played. I love the on-campus experience at Ole Miss, starting with The Grove, the team taking the short walk to the stadium and the overall atmosphere of gameday."

- Archie Manning

TEAM STATISTICS

OLE MISS	OPPONENT	CATEGORY	INDIANA	OPPONENT
366	363	Total Points	211	136
249	248	First Downs	136	134
114	96	By Rushing	44	53
119	140	By Passing	76	73
16	12	By Penalty	16	8
1,959	1,901	Rushing Yards	701	950
427	351	Rushing Attempts	238	237
4.6	5.4	Yards Per Rush	2.9	4.0
217.7	211.2	Rushing Yards Per Game	100.1	135.7
3,103	2,920	Passing Yards	1,806	1,582
207-290	237-342	Pass Completions-Attempts	142-247	132-231
344.8	324.4	Passing Yards Per Game	258.0	226.0
5,062	4,821	Total Offense	2,507	2,532
717	693	Total Offensive Plays	485	468
562.4	535.7	Total Offense Per Game	358.1	361.7
8-4	12-6	Fumbles-Lost	7-6	5-3
52-437	45-436	Penalties-Yards	29-308	52-487

INDIVIDUAL STATISTICS

OLE MISS					INDIANA				
Rushing	Att.	Yds.	Avg.	TD	Rushing	Att.	Yds.	Avg.	TD
Jerrion Ealy	147	745	5.1	9	Stevie Scott III	137	462	3.4	8
Matt Corral	105	469	4.5	4	Tim Baldwin Jr.	19	124	6.5	0
Snoop Conner	87	403	4.3	7	Sampson James	29	94	3.2	0
Passing	Comp.	Att.	Yds.	TD/Int.	Passing	Comp.	Att.	Yds.	TD/Int.
Matt Corral	201	282	2,995	27/14	Michael Penix Jr.	124	220	1,645	14/4
John Rhys Plumlee	4	6	61	1/0	Jack Tuttle	18	27	161	2/0
Receiving	Rec.	Yds.	Avg.	TD	Receiving	Rec.	Yds.	Avg.	TD
Elijah Moore	86	1,193	13.9	8	Ty Fryfogle	34	687	20.2	7
Kenny Yeboah	27	534	19.4	6	Whop Philyor	36	414	11.5	3
Braylon Sanders	15	376	25.1	4	Peyton Hendershot	23	151	6.6	4
Punting	No.	Yds.	Avg.	Long	Punting	No.	Yds.	Avg.	Long
Mac Brown	24	1,114	46.4	59	Haydon Whitehead	36	1,582	42.4	55
Punt Returns	No.	Yds.	Avg.	Long	Punt Returns	No.	Yds.	Avg.	Long
Dontario Drummond	2	23	11.5	18	Reese Taylor	8	73	9.1	21
Kickoff Returns	No.	Yds.	Avg.	Long	Kickoff Returns	No.	Yds.	Avg.	Long
Jerrion Ealy	10	289	28.9	100	Jacolby Hewitt	4	59	14.8	21
Scoring	TD	FG	PAT	Total	Scoring	TD	FG	PAT	Total
Jerrion Ealy	11	0	0	66	Stevie Scott III	8	0-0	0-0	48
Tackles	UT-AT	TT	TFL	Other	Tackles	UT-AT	TT	TFL	Other
Jacquez Jones	27-35	62	1.5	3 QBH	Micah McFadden	39-13	52	8.5	5 SACKS
Lakia Henry	28-34	62	5.0	2.5 SACKS	Tiawan Mullen	25-11	36	4.5	3.5 SACKS
Keidron Smith	35-25	60	0.0	6 PBU	Devon Matthews	22-12	34	2.0	6 PBU
MoMo Sanogo	24-31	55	4.0	1 SACK	Jamar Johnson	25-9	34	3.5	4 INT

LAST FIVE GAMES AGAINST INDIANA

First Meeting

TOP REBEL PERFORMANCES  
VS. INDIANA

First Meeting

SERIES HISTORY

First Meeting

## ALPHABETICAL

No.	Name	Pos.
73	Eli Acker	OL
89	Ryder Anderson	DL
30	Zikerrion Baker	LB
6	Miles Battle	DB
86	Drake Beck	WR
37	DJ Beckum	DB
58	John Bergeon	LS
15	Derek Bermudez	DB
94	Quentin Bivens	DL
71	Tobias Braun	OL
27	Marc Britt II	ATH
42	Brooks Brock	DB
64	Nick Broeker	OL
55	Ben Brown	OL
12	Jakivuan Brown	LB
96	Mac Brown	P
22	Kentrel Bullock	RB
89	Jacob Carter	WR
36	Ashanti Cistrunk	LB
17	Demon Clowney	OLB
70	Carter Colquitt	OL
24	Snoop Conner	RB
2	Matt Corral	QB
7	LeDarius Cox	DL
65	Peyton Cox	OL
53	Carter Craig	LB
50	Jalen Cunningham	OL
93	Sincere David	DT
12	Kinkead Dent	QB
40	Jalen Denton	DB
11	Dontario Drummond	WR
9	Jerrion Ealy	RB
82	Jared Farlow	WR
21	A.J. Finley	DB
97	Land Gebhart	K
14	Daylen Gill	LB
48	Andrew Griffith	LB
91	Casey Griffith	K
77	Hamilton Hall	OL
23	Jakorey Hawkins	DB
5	Jon Haynes	DB
0	Lakia Henry	LB
80	Jonathan Hess	TE
55	KD Hill	DT
31	Seth Hunter	DB
5	Dannis Jackson	WR
17	Jadon Jackson	WR
78	Jeremy James	OL
16	Jordan Jernigan	WR
45	Amani Johnson	DL
19	Brice Johnson	WR
33	Cedric Johnson	OLB
32	Jacquez Jones	LB
38	Jaylon Jones	DB
2	Jalen Jordan	DB
81	Casey Kelly	TE
11	Austin Keys	LB
29	Campbell Klein	RB
4	Tylan Knight	DB
16	Luke Knox	OLB
98	Clayton Ladd	DE
49	Jared Lawrence	LS
24	Deane Leonard	DB
92	Luke Logan	K
50	Patrick Lucas Jr.	DT
9	Brandon Mack	OLB
56	Reece McIntyre	OL

## NUMERICAL

No.	Name	Pos.	Ht.	Wt.	Yr.	Hometown/Previous School(s)
0	Lakia Henry	LB	5-11	235	SR-1L	Vidalia, Ga./Vidalia/Dodge City CC
1	Jonathan Mingo	WR	6-2	215	SO-1L	Brandon, Miss./Brandon
2	Matt Corral	QB	6-1	205	SO-2L	Ventura, Calif./Long Beach Poly
2	Jalen Jordan	DB	5-9	180	SO-1L	Lake Cormorant, Miss./Lake Cormorant
4	Tylan Knight	DB	5-7	180	JR-2L	Pearl, Miss./Pearl
5	Jon Haynes	DB	5-11	205	SR-1L	Benoit, Miss./Ray Brooks School/Jones College
5	Dannis Jackson	WR	5-11	165	SO-1L	Sumrall, Miss./Sumrall
6	Miles Battle	DB	6-3	195	SO-2L	Houston, Texas/Cy Creek
7	LeDarius Cox	DL	6-4	315	FR-RS	Mobile, Ala./McGill-Toolen
9	Jerrion Ealy	RB	5-8	190	SO-1L	Walnut Grove, Miss./Jackson Prep
9	Brandon Mack	OLB	6-4	235	FR-RS	Montgomery, Ala./Jefferson Davis
10	John Rhys Plumlee	QB	6-0	200	SO-1L	Hattiesburg, Miss./Oak Grove
11	Dontario Drummond	WR	6-0	215	SR-1L	Laurel, Miss./Laurel/East Mississippi CC
11	Austin Keys	LB	6-2	240	FR-HS	Collins, Miss./Seminary
12	Jakivuan Brown	LB	6-2	240	FR-HS	Horn Lake, Miss./Horn Lake
12	Kinkead Dent	QB	6-5	205	FR-RS	Yazoo City, Miss./Jackson Academy
13	Braylon Sanders	WR	6-0	190	SR-3L	Hogansville, Ga./Callaway
13	Sam Williams	OLB	6-4	265	SR-1L	Montgomery, Ala./Lee/ Northeast Mississippi CC
14	Daylen Gill	LB	5-11	220	JR-TR	Louisville, Miss./Louisville/Jones College
14	Grant Tisdale	WR	6-0	215	FR-RS	Allen, Texas/Allen
15	Derek Bermudez	DB	6-1	185	FR-HS	Jacksonville, Fla./Sandalwood
15	Sellers Shy	WR	6-0	190	FR-RS	Memphis, Tenn./Memphis University School
16	Jordan Jernigan	WR	6-0	210	FR-RS	Tupelo, Miss./Tupelo
16	Luke Knox	OLB	6-4	245	SO-2L	Brentwood, Tenn./Brentwood Academy
17	Demon Clowney	OLB	6-3	230	FR-HS	Baltimore, Md./St. Frances Academy
17	Jadon Jackson	WR	6-2	195	SO-1L	Centerton, Ark./Bentonville West
19	Brice Johnson	WR	6-0	190	FR-RS	Greenville, Miss./Saint Joseph Catholic
19	Jamar Richardson	DB	5-11	175	JR-RS	Aliceville, Ala./Aliceville/Jones College
20	Keidron Smith	DB	6-2	195	JR-2L	West Palm Beach, Fla./Oxbridge Academy
21	A.J. Finley	DB	6-2	200	SO-1L	Mobile, Ala./St. Paul's Episcopal School
22	Kentrel Bullock	RB	5-10	215	FR-HS	Columbia, Miss./Columbia
22	Tariqious Tisdale	DL	6-5	295	SR-2L	Lexington, Tenn./Lexington/Northwest Mississippi CC
23	Jakorey Hawkins	DB	5-11	195	SO-2L	Montgomery, Ala./Lee
23	Nevin Wells	WR	6-1	200	SO-1L	Jackson, Miss./Jackson Prep
24	Snoop Conner	RB	5-10	215	SO-1L	Hattiesburg, Miss./Hattiesburg
24	Deane Leonard	DB	6-2	195	SR-TR	Calgary, Alberta/Notre Dame/Calgary
25	Henry Parrish Jr.	RB	5-10	190	FR-HS	Goulds, Fla./Columbus
25	Tavario Standifer	DB	6-1	215	FR-RS	Tupelo, Miss./Tupelo
26	Otis Reese	DB	6-2	215	JR-TR	Leesburg, Ga./Lee County/Georgia
26	Isaiah Woullard	RB	5-9	205	JR-2L	Hattiesburg, Miss./Presbyterian Christian
27	Marc Britt II	ATH	6-0	190	FR-HS	Carol City, Fla./Dade Christian
27	Brandon Pierre	LB	5-10	240	JR-RS	Horn Lake, Miss./Horn Lake/Northwest Mississippi CC
28	D'Vaughn Pennamon	TE	5-11	230	SR-3L	Houston, Texas/Manvel
28	Jay Stanley	DB	6-2	220	SO-1L	Greenwood, Miss./Brandon
29	Campbell Klein	RB	5-11	220	FR-RS	Hattiesburg, Miss./Sacred Heart
30	Zikerrion Baker	LB	6-1	235	JR-2L	Mooringsport, La./Minden
30	Mario Padilla	DB	5-7	170	FR-RS	Tucson, Ariz./Salpointe Catholic
31	Seth Hunter	DB	6-1	160	FR-HS	New Orleans, La./Lusher Charter
32	Jacquez Jones	LB	6-0	235	JR-2L	Tuscaloosa, Ala./Hillcrest
33	Cedric Johnson	OLB	6-3	240	FR-HS	Mobile, Ala./Davidson
34	Zavier Miller	DB	5-8	160	FR-HS	Kosciusko, Miss./Kosciusko
34	Jakwaize Walker	DB	5-8	200	JR-RS	Pascagoula, Miss./Pascagoula/Pearl River CC
35	Mark Robinson	LB	6-0	220	SR-TR	Leesburg, Ga./Lee County/Southeast Missouri
35	Urriah Shephard	RB	6-1	205	JR-TR	Houston, Miss./Houston/Northwest Mississippi CC
36	Ashanti Cistrunk	LB	6-1	225	SO-1L	Louisville, Miss./Louisville
37	DJ Beckum	DB	5-8	155	FR-HS	Columbus, Miss./McQueen
38	Jaylon Jones	DB	5-11	195	SR-4L	Allen, Texas/Allen
39	Jake Springer	DB	6-0	205	SR-TR	Kansas City, Mo./Park Hill South/Navy
40	Jalen Denton	DB	5-9	170	FR-HS	Memphis, Tenn./Lausanne Collegiate
41	C.J. Terrell	DB	5-9	215	JR-TR	Oxford, Miss./Oxford/East Mississippi CC
42	Brooks Brock	DB	6-1	175	FR-HS	Meridian, Miss./Lamar
43	Daniel Newman	DB	6-0	185	FR-HS	Tallahassee, Fla./Lincoln
44	Payton Rogers	OLB	6-0	225	JR-TR	Forest, Miss./Forest/East Central CC
45	Amani Johnson	DL	6-0	235	JR-1L	Abbeville, Miss./Lafayette
46	MoMo Sanogo	LB	6-1	240	JR-3L	Plano, Texas/Plano West
47	Ty Rocconi	DB	5-11	190	JR-2L	Mobile, Ala./UMS-Wright Prep
48	Andrew Griffith	LB	5-11	220	SO-SQ	Bentonville, Ark./Bentonville



No.	Name	Pos.	Ht.	Wt.	Yr.	Hometown/Previous School(s)
49	Jared Lawrence	LS	5-10	200	FR-HS	Lebanon, Tenn./Wilson Central
50	Jalen Cunningham	OL	6-4	340	SO-1L	Odenville, Ala./St. Clair County
50	Patrick Lucas Jr.	DT	6-3	320	FR-RS	Prattville, Ala./Wetumpka
52	Luke Shouse	OL	6-6	270	FR-HS	Nolensville, Tenn./Ravenwood
53	Carter Craig	LB	6-1	215	FR-HS	Jackson, Miss./University School of Jackson
54	Caleb Warren	OL	6-4	305	FR-RS	Louisville, Miss./Nanhi Waiya
55	Ben Brown	OL	6-5	315	JR-2L	Vicksburg, Miss./St. Aloysius
55	KD Hill	DT	6-1	320	SO-2L	Eufaula, Ala./Eufaula
56	Reece McIntyre	OL	6-4	315	FR-RS	Buford, Ga./Buford
58	John Bergeron	LS	6-0	210	FR-HS	Covington, La./St. Paul's School
59	Sam Plash	OL	6-2	300	JR-2L	Mobile, Ala./UMS-Wright Prep
64	Nick Broeker	OL	6-4	305	SO-1L	Springfield, Ill./Sacred Heart-Griffin
65	Peyton Cox	OL	6-0	315	JR-2L	Metairie, La./Jesuit
70	Carter Colquitt	OL	6-3	310	FR-RS	Buford, Ga./Buford
71	Tobias Braun	OL	6-7	310	FR-HS	Freiburg im Breisgau, Germany/Salisbury School
72	Royce Newman	OL	6-6	310	SR-3L	Nashville, Ill./Nashville Community
73	Eli Acker	OL	6-5	290	FR-HS	Columbus, Miss./Heritage Academy
75	Bryce Ramsey	OL	6-1	340	FR-RS	Gulfport, Miss./Harrison Central
76	Cedric Melton	OL	6-5	310	FR-HS	Houston, Texas/Klein Cain
77	Hamilton Hall	OL	6-4	295	SO-1L	Atlanta, Ga./Chamblee Charter
78	Jeremy James	OL	6-5	330	FR-RS	Cumming, Ga./North Forsyth
80	Jonathan Hess	TE	6-5	245	SO-2L	Vestavia Hills, Ala./Vestavia Hills
80	Josh Ricketts	WR	6-0	200	SR-2L	Madison, Miss./Madison Central
81	Casey Kelly	TE	6-3	240	FR-RS	Niagara Falls, N.Y./Mallard Creek
82	Jared Farlow	WR	6-0	190	SR-1L	Grantville, Ga./Central Christian
82	Damarcus Thomas	TE	6-1	245	FR-HS	Whatley, Ala./Saraland
83	Chase Rogers	TE	6-2	250	JR-SQ	Pass Christian, Miss./St. Stanislaus/Louisiana
85	Owen Stayer	TE	6-1	215	FR-RS	Naples, Fla./Community School of Naples
85	Jack White	WR	6-0	205	FR-RS	Destin, Fla./Niceville
86	Drake Beck	WR	5-11	190	JR-2L	Columbus, Ga./Brookstone
87	Sam Murphey	TE	6-3	210	SO-SQ	Paris, Tenn./Henry County
88	Jack Propst	LS	5-10	190	SR-3L	Brentwood, Tenn./Brentwood Academy
89	Ryder Anderson	DL	6-6	275	SR-3L	Katy, Texas/Katy
89	Jacob Carter	WR	5-11	195	JR-2L	Pontotoc, Miss./Pontotoc/East Central CC
91	Casey Griffith	K	6-0	195	JR-1L	Vicksburg, Miss./Vicksburg Catholic/Southwest Miss. CC
91	Hal Northern	DT	6-2	305	SR-2L	Tunica, Miss./Rosa Fort/Northwest Mississippi CC
92	Luke Logan	K	5-11	180	SR-3L	Hattiesburg, Miss./Presbyterian Christian
93	Sincere David	DT	6-2	320	JR-1L	Jacksonville, Fla./Sandalwood
93	Cale Nation	K	5-10	160	FR-RS	Madison, Miss./Madison Central
94	Quentin Bivens	DL	6-2	300	SO-2L	Waynesboro, Miss./Wayne County
94	Walker Thompson	P	6-2	175	FR-RS	Laurel, Miss./West Jones
95	Tavius Robinson	OLB	6-7	245	JR-TR	Guelph, Ontario/Guelph Collegiate Vocational Institute/Guelph
96	Mac Brown	P	6-3	205	SR-3L	Eden Prairie, Minn./Saint Thomas Academy
97	Land Gebhart	K	5-11	155	FR-HS	Ridgeland, Miss./Jackson Academy
98	Clayton Ladd	DE	6-1	240	SO-HS	Brentwood, Tenn./Brentwood Academy
99	DeSanto Rollins	DL	6-3	275	FR-HS	Baton Rouge, La./Parkview Baptist

No.	Name	Pos.
76	Cedric Melton	OL
34	Zavier Miller	DB
1	Jonathan Mingo	WR
87	Sam Murphey	TE
93	Cale Nation	K
43	Daniel Newman	DB
72	Royce Newman	OL
91	Hal Northern	DT
30	Mario Padilla	DB
25	Henry Parrish Jr.	RB
28	D'Vaughn Pennamon	TE
27	Brandon Pierre	LB
59	Sam Plash	OL
10	John Rhys Plumlee	QB
88	Jack Propst	LS
75	Bryce Ramsey	OL
26	Otis Reese	DB
19	Jamar Richardson	DB
80	Josh Ricketts	WR
35	Mark Robinson	LB
95	Tavius Robinson	OLB
47	Ty Rocconi	DB
83	Chase Rogers	TE
44	Payton Rogers	DL
99	DeSanto Rollins	DL
13	Braylon Sanders	WR
46	MoMo Sanogo	LB
35	Urriah Shephard	RB
52	Luke Shouse	OL
15	Sellers Shy	WR
20	Keidron Smith	DB
39	Jake Springer	DB
25	Tavario Standifer	DB
28	Jay Stanley	DB
85	Owen Stayer	TE
41	C.J. Terrell	DB
82	Damarcus Thomas	TE
94	Walker Thompson	P
14	Grant Tisdale	WR
22	Tariqious Tisdale	DL
34	Jakwaize Walker	DB
54	Caleb Warren	OL
23	Nevin Wells	WR
85	Jack White	WR
13	Sam Williams	OLB
26	Isaiah Woullard	RB

### COACHING STAFF

**HEAD COACH:** Lane Kiffin (Fresno State, 1998)

**RECORD AT OLE MISS AS HEAD COACH (YEARS):** 4-5 (1st)

**CAREER RECORD AS COLLEGE HEAD COACH (YEARS):** 65-39 (9th)

**ASSISTANTS COACHES (ALMA MATER, YEAR/RESPONSIBILITIES/YEARS AT OLE MISS):**

Terrell Buckley (Florida State, 2007/Cornerback/1st)

Randy Clements (Stephen F. Austin, 1989/Running Game Coordinator/Offensive Line/1st)

D.J. Durkin (Bowling Green, 2001/Co-Defensive Coordinator/Linebackers/1st)

Joe Jon Finley (Oklahoma, 2008/Passing Game Coordinator/Tight Ends/1st)

Blake Gideon (Texas, 2011/Special Teams Coordinator/1st)

Jeff Lebby (Oklahoma, 2007/Offensive Coordinator/Quarterbacks/1st)

Derrick Nix (Southern Miss, 2005/Wide Receivers/13th)

Chris Partridge (Lafayette College, 2003/Co-Defensive Coordinator/Safeties/1st)

Kevin Smith (UCF, 2015/Running Backs/1st)

**GRADUATE ASSISTANT COACHES:**

Alec Abenln (Missouri, 2018/Offense/1st)

Jarred Gray (Ole Miss, 2017/Defense/1st)

Matt Holeccek (Missouri, 2018/Offense/1st)

Marquise Watson (Bryant, 2017/Defense/1st)

### PRONUNCIATION GUIDE

TOBIAS Braun	toe-BYE-es	John RHYS Plumlee	rice
Nick BROEKER	BRO-kurr	Ty ROCCONI	Ruh-CONE-ee
ZIKERRION Baker	zye-CARE-ee-ahn	KEIDRON Smith	KEY-dron
JAKIVUAN Brown	Juh-KAY-vee-on	MoMo SANOGO	sa-NO-go
Matt CORRAL	cur-RAL	TARIQIOUS Tisdale	TIE-ree-kuss
JERRION Ealy	Jair-E-un	JAKWAIZE Walker	Ja-quez
JAKOREY Hawkins	juh-CORE-ee	Isaiah WOULLARD	WOOL-ard
LAKIA Henry	luh-KEY-ah		
JACQUEZ Jones	Ja-quez		
TYLAN Knight	TIE-lin		

## DEPTH CHART

## OFFENSE

WR	13	Braylon Sanders (6-0, 190, SR-3L, Hogansville, Ga., Callaway)
	5	Dannis Jackson (5-11, 165, SO-1L, Sumrall, Miss., Sumrall)
SLOT	1	Jonathan Mingo (6-2, 215, SO-1L, Brandon, Miss., Brandon)
	17	Jadon Jackson (6-2, 195, SO-1L, Centerton, Ark., Bentonville West)
RT	72	Royce Newman (6-6, 310, SR-3L, Nashville, Ill., Nashville)
	73	Eli Acker (6-5, 290, FR-HS, Columbus, Miss., Heritage Academy)
RG	78	Jeremy James (6-5, 330, FR-RS, Cumming, Ga., North Forsyth)
	50	Jalen Cunningham (6-4, 340, SO-1L, Odenville, Ala., St. Clair County)
C	55	Ben Brown (6-5, 315, JR-2L, Vicksburg, Miss., St. Aloysius)
	75	Bryce Ramsey (6-1, 340, FR-RS, Gulfport, Miss., Harrison Central)
LG	54	Caleb Warren (6-4, 305, FR-RS, Louisville, Miss., Nanih Waiya)
	56	Reece McIntyre (6-4, 315, FR-RS, Buford, Ga., Buford)
LT	64	Nick Broeker (6-4, 305, SO-1L, Springfield, Ill., Sacred Heart-Griffin)
	77	Hamilton Hall (6-4, 295, SO-1L, Atlanta, Ga., Chamblee Charter)
TE	81	Casey Kelly (6-3, 240, FR-RS, Niagara Falls, N.Y., Mallard Creek)
	83	Chase Rogers (6-2, 250, JR-SQ, Pass Christian, Miss., Louisiana)
WR	82	Damarcus Thomas (6-1, 245, FR-HS, Whatley, Ala., Saraland)
	11	Dontario Drummond (6-0, 215, SR-1L, Laurel, Miss., East Miss. CC)
QB	5	Dannis Jackson (5-11, 165, SO-1L, Sumrall, Miss., Sumrall)
	2	Matt Corral (6-1, 205, SO-2L, Ventura, Calif., Long Beach Poly)
RB	10	John Rhys Plumlee (6-0, 200, SO-1L, Hattiesburg, Miss., Oak Grove)
	9	Jerrion Ealy (5-8, 190, SO-1L, Walnut Grove, Miss., Jackson Prep) -OR-
	24	Snoop Conner (5-10, 215, SO-1L, Hattiesburg, Miss., Hattiesburg) -OR-
	25	Henry Parrish Jr. (5-10, 190, FR-HS, Goulds, Fla., Columbus)

## SPECIALISTS

KO	92	Luke Logan (5-11, 180, SR-3L, Hattiesburg, Miss. Presbyterian Christian)
	91	Casey Griffith (6-0, 195, JR-1L, Vicksburg, Miss., Vicksburg Catholic)
PK	92	Luke Logan (5-11, 180, SR-3L, Hattiesburg, Miss. Presbyterian Christian)
	91	Casey Griffith (6-0, 195, JR-1L, Vicksburg, Miss., Vicksburg Catholic)
P	96	Mac Brown (6-3, 205, SR-3L, Eden Prairie, Minn., Saint Thomas)
	94	Walker Thompson (6-2, 175, FR-RS, Laurel, Miss., West Jones)
LS	88	Jack Propst (5-10, 190, SR-3L, Brentwood, Tenn., Brentwood Academy)
	49	Jared Lawrence (5-10, 200, FR-HS, Lebanon, Tenn., Wilson Central)
H	96	Mac Brown (6-3, 205, SR-3L, Eden Prairie, Minn., Saint Thomas)
	94	Walker Thompson (6-2, 175, FR-RS, Laurel, Miss., West Jones)
KR	9	Jerrion Ealy (5-8, 190, SO-1L, Walnut Grove, Miss., Jackson Prep)
	24	Snoop Conner (5-10, 215, SO-1L, Hattiesburg, Miss., Hattiesburg)
PR	5	Dannis Jackson (5-11, 165, SO-1L, Sumrall, Miss., Sumrall)
	11	Dontario Drummond (6-0, 215, SR-1L, Laurel, Miss., East Miss. CC)
	1	Jonathan Mingo (6-2, 215, SO-1L, Brandon, Miss., Brandon)

## DEFENSE

DE	89	Ryder Anderson (6-6, 275, SR-3L, Katy, Texas, Katy)
	33	Cedric Johnson (6-3, 240, FR-HS, Mobile, Ala., Davidson)
DT	94	Quentin Bivens (6-2, 300, SO-2L, Waynesboro, Miss., Wayne County)
	7	LeDarrius Cox (6-4, 315, FR-RS, Mobile, Ala., McGill-Toolen)
NT	91	Hal Northern (6-2, 305, SR-2L, Tunica, Miss., Northwest Miss. CC)
	55	KD Hill (6-1, 320, SO-2L, Eufaula, Ala., Eufaula)
BUCK	93	Sincere David (6-32 320, JR-1L, Jacksonville, Fla., Sandalwood)
	13	Sam Williams (6-4, 265, SR-1L, Montgomery, Ala. NE Miss. CC) -OR-
WILL	95	Tavius Robinson (6-7, 245, JR-TR, Guelph, Ontario, Guelph)
	32	Jacquez Jones (6-0, 235, JR-2L, Tuscaloosa, Ala., Hillcrest)
	36	Ashanti Cistrunk (6-1, 225, SO-1L, Louisville, Miss., Louisville) -OR-
	14	Daylen Gill (5-11, 220, JR-TR, Louisville, Miss., Jones College)
MIKE	0	Lakia Henry (5-11, 235, SR-1L, Vidalia, Ga., Dodge City CC)
	46	MoMo Sanogo (6-1, 240, JR-3L, Plano, Texas, Plano West)
STAR	26	Otis Reese (6-2, 215, JR-TR, Leesburg, Ga., Georgia)
	2	Jalen Jordan (5-9, 180, SO-1L, Lake Cormorant, Miss., Lake Cormorant)
CB	20	Keidron Smith (6-2, 195, JR-2L, West Palm Beach, Fla., Oxbridge Academy)
	19	Jamar Richardson (5-11, 175, JR-RS, Aliceville, Ala., Jones College)
SS	40	Jalen Denton (5-9, 170, FR-HS, Memphis, Tenn., Lausanne Collegiate)
	5	Jon Haynes (5-11, 205, SR-1L, Benoit, Miss. Jones College)
FS	28	Jay Stanley (6-2, 220, SO-1L, Greenwood, Miss., Brandon)
	21	A.J. Finley (6-2, 200, SO-1L, Mobile, Ala., St. Paul's Episcopal School)
CB	4	Tylan Knight (5-7 180, JR-2L, Pearl, Miss., Pearl)
	23	Jakorey Hawkins (5-11, 195, SO-2L, Montgomery, Ala., Lee) -OR-
	24	Deane Leonard (6-2, 195, SR-TR, Calgary, Alberta, Calgary)
	6	Miles Battle (6-3, 195, SO-2L, Houston, Texas, Cy Creek)



# MATT CORRAL



QUARTERBACK • SOPHOMORE  
6-1 • 205 • VENTURA, CA

**2,995**

PASSING YARDS  
(NO. 8 IN FBS)

**27**

PASSING TDS  
(NO. 6 IN FBS)

**384.9**

YPG OF TOTAL OFFENSE  
(NO. 1 IN FBS)

**71.3**

COMPLETION PERCENTAGE  
(NO. 2 IN SEC/NO. 6 IN FBS)

**182.3**

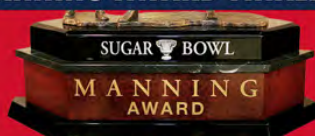
PASSING EFFICIENCY  
(NO. 8 IN FBS)



DAVEY O'BRIEN AWARD SEMIFINALIST



MANNING AWARD FINALIST





# JERRION EALY

RUNNING BACK • SOPHOMORE  
5-8 • 190 • WALNUT GROVE, MS

**132.1**

ALL-PURPOSE YARDS  
(NO. 4 IN SEC)

**745**

RUSHING YARDS

**9**

RUSHING TDS

3RD TEAM ALL-AMERICAN: RUNNING BACK (PFF)

2ND TEAM ALL-SEC: ALL-PURPOSE (COACHES, AP)

2ND TEAM ALL-SEC: RUNNING BACK (PFF)

# MAC BROWN

PUNTER • SENIOR  
6-3 • 205 • EDEN PRAIRIE, MN

**46.4**

YARDS PER PUNT

**10**

PUNTS OF 50+ YARDS

**\$101,000**

RAISED FOR ALS RESEARCH



WUERFFEL TROPHY SEMIFINALIST



# Ole Miss

## OUTBACK BOWL

### OLE MISS (4-5)

**Rankings** . . . . . CFP: NR | AP: NR | Coaches: NR  
**Last Game** . . . . . L, 48-53 (at LSU)  
**Streak** . . . . . L1  
**Conference Finish** . . . . . 5th, SEC West  
**Head Coach** . . . . . Lane Kiffin  
Career Collegiate Record . . . . . 65-39  
Years as College Head Coach . . . . . 9th Season  
Record at Ole Miss . . . . . 4-5  
Years at Ole Miss . . . . . 1st Season  
Career Bowl Record . . . . . 1-2  
Record vs. Indiana . . . . . 0-0

### INDIANA (6-1)

**Rankings** . . . . . CFP: 11 | AP: 7 | Coaches: 8  
**Last Game** . . . . . W, 14-6 (at #16 Wisconsin)  
**Streak** . . . . . W2  
**Conference Finish** . . . . . 2nd, Big Ten East  
**Head Coach** . . . . . Tom Allen  
Career Collegiate Record . . . . . 24-21  
Years as College Head Coach . . . . . 4th Season  
Record at IU . . . . . 24-21  
Years at IU . . . . . 4th Season  
Career Bowl Record . . . . . 0-2  
Record vs. Ole Miss . . . . . 0-0

### SERIES HISTORY

**Series Record** . . . . . First meeting

### OLE MISS BOWL HISTORY

**Bowl Appearances:** 37 (25th in FBS)  
**All-Time Bowl Record:** 23-13  
**Bowl Wins:** 23 (16th in FBS)  
**Bowl Winning Pct.** .639 (2nd in FBS)

### QUICK FACTS

**First Year of Football:** 1893  
**Number of Seasons Playing Football:** 126  
**All-Time Overall Record:** 646-537-35  
**All-Time Overtime Record:** 7-9  
**Consecutive Victories:** 21 games, 1959-61

### BOWL GAME



VS.



**DATE:** Jan. 2, 2021

**TIME:** 11:30 a.m. CT

**LOCATION:** Raymond James Stadium • Tampa, Fla.

**TV:** ABC - Tom Hart (pxp), Jordan Rodgers (analyst), Cole Cubelic (reporter)

**HOME RADIO:** David Kellum (pxp), Harry Harrison (analyst), Richard Cross (sidelines)

### WHAT TO WATCH FOR

- Ole Miss is making its first bowl appearance since the 2015 season (2016 Sugar Bowl).
- Lane Kiffin** has the Rebels playing in a bowl game in his first season at the helm in Oxford.
- The Rebels ranks 25th all-time among Division I teams with 37 bowl appearances.
- Ole Miss is 16th all-time among Division I teams with 23 bowl victories.
- The Rebels' .639 bowl winning percentage is second in the NCAA, trailing only USC's mark of .642.
- Ole Miss is 11-2 in its last 13 bowl games on the field dating back to the 1992 Liberty Bowl.
- The Rebels will play in a Jan. 2 bowl for the seventh time and will make its first-ever Outback Bowl appearance.
- Ole Miss and Indiana are meeting for the first time on the football field.
- The Rebels broke the SEC record for total offense in conference games (562.4 ypg), besting LSU's mark of 550.0 yards per game set last season during the Tigers' run to a national title.
- Ole Miss ranks top 20 in the FBS in 10 separate categories: total offense (562.4), scoring offense (40.7), rushing offense (217.7), passing offense (344.8), passing yards per completion (14.99), team passing efficiency (183.5), completion percentage (.714), first downs offense (249), third down conv. (.504) and kick return defense (17.1).
- QB **Matt Corral** ranks No. 1 in FBS in total offense per game (384.9), No. 5 in passing yards per game (332.8), No. 6 in passing TDs (27), No. 8 in passing yards per completion (14.9) and No. 8 in passing efficiency (182.2).
- Corral needs five more yards to become just the fifth Rebel ever to pass for more than 3,000 yards in a season.
- RB **Jerrion Ealy**'s nine rushing touchdowns are the fifth-most in the SEC and No. 22 in FBS.
- WR **Dontario Drummond** ranks No. 8 in the SEC with six receiving touchdowns on the season.

# 37

The Outback Bowl will mark the Rebels' 37th bowl appearance, which is 25th amongst FBS teams.

# 23

Ole Miss ranks 16th nationally with 23 bowl victories, with its first win coming in the 1948 Delta Bowl over TCU, 13-9.

# .639

The Rebels are second in the NCAA in bowl win percentage at .639, trailing only USC's mark of .642.

### 2020 SCHEDULE



**#5 Florida**  
Sept. 26  
L, 35-51  
ESPN



**at Kentucky**  
Oct. 3  
W, 42-41 (OT)  
SECN



**#2 Alabama**  
Oct. 10  
L, 48-63  
ESPN



**at Arkansas**  
Oct. 17  
L, 21-33  
SECN



**Auburn**  
Oct. 24  
L, 28-35  
SECN



**at Vanderbilt**  
Oct. 31  
W, 54-21  
SECN



**South Carolina**  
Nov. 14  
W, 59-42  
SECN



**MSU**  
Nov. 28  
W, 31-24  
SECN



**at Texas A&M**  
Dec. 12  
Canceled



**at LSU**  
Dec. 19  
L, 48-53  
SECN



**vs. #7 Indiana**  
Jan. 2  
11:30 a.m.  
ABC

## OLE MISS ATHLETICS COMMUNICATIONS

**Kyle Campbell**.....Associate A.D.  
Email: kyle@olemiss.edu  
Duties: Primary Contact, Interviews

**Brad Sheffield**.....Associate Director  
Email: brads@olemiss.edu  
Duties: Credentials, Notes, Player Interviews

**Adam Kuffner**.....Associate Director  
Email: kuffner@olemiss.edu  
Duties: Flipcard, Stats

**Alex Sims**.....Assistant Director  
Email: apsims@olemiss.edu  
Duties: Digital Program

**Mitch Praxl**.....Assistant Director  
Email: mjpraxl@olemiss.edu

**Tyler Wooten**.....Assistant Director  
Email: tjwooten@olemiss.edu

**Connor Allen**.....Communications Assistant  
Email: callen7@go.olemiss.edu

**Alex Kirsch**.....Communications Assistant  
Email: adkirsch1@go.olemiss.edu

**Madeline Marshall**.....Communications Assistant  
Email: mgmarsh1@go.olemiss.edu

**Ashley Mangrum**.....Senior Staff Assistant  
Email: ash1@olemiss.edu

## OLE MISS MEDIA SCHEDULE BOWL WEEK

SUNDAY	MONDAY	TUESDAY	WEDNESDAY	THURSDAY	FRIDAY
• Practice closed	• No practice	• Practice closed	• Practice closed	• Practice closed	• Practice closed
	• Coach Kiffin virtual press conference at 11 a.m. CT	• Players available after practice virtually approximately 11:45 a.m. CT	• Coach Kiffin available after practice virtually approximately 11:45 a.m. CT	• Travel to Tampa	• No interviews
				• No interviews	

**PRACTICES:** All practices are closed to media and the public.

**AUDIO/VIDEO RESTRICTIONS:** Press conferences, media opportunities and any form of competition may not be broadcast live, including Facebook Live and related media, without prior consent of the athletics department. Use of footage from practices is limited to three minutes per day. This includes content attained via FTP, which should be credited to Ole Miss Sports Productions. Ole Miss offers free FTP downloads of practice footage, interviews and game highlights for television stations to use during regularly scheduled news/sportscasts. To access the Ole Miss FTP site, please contact Seth Austin with Ole Miss Sports Productions at [saaustin@olemiss.edu](mailto:saaustin@olemiss.edu) or 662-816-3436.

**BOWL GAME - CREDENTIALS:** Requests for Outback Bowl credentials should be made by an outlet's sports editor/director. Be advised that submitting a request does not necessarily guarantee approval. The Outback Bowl reserves the right to revoke any credential and it must be surrendered upon request. Requests must be received no later than Sunday, Dec. 27, 2020.

Sports editors/directors and/or photography editors need only complete ONE APPLICATION PER MEDIA AGENCY. They can request working media credentials for all members of their agency in a single application. When submitting the application, the sports editor/director and/or photography editor should list him/herself as the "contact" and register media members assigned to cover the 2021 Outback Bowl as "attendees." If requiring credentials for him/herself, the "contact" will need to be added as an "attendee" as well. Please note that you must click on the "finish" button on the final page to complete your request.

No credentials will be mailed. All credentials must be picked up in person at the Media Hotel Press Room on December 31 or January 1 from 9:00a.m.-7:00p.m., or at the stadium south plaza Ticket Window 22 beginning at 8:30 a.m. on game day. Individuals may claim all passes issued to his/her media organization prior to game day, but must show photo I.D. and be responsible for proper distribution. Note that credentials will have the users name printed on them and are non-transferable. Credentials will not be replaced if lost or misplaced. A working email address and cell phone number are required for all credentialed media.

All credential holders must complete an online health screening form on day of game prior to arriving at the stadium and must show results for entry. A link to this form will be emailed to each credential holder. They also must present photo I.D. (Drivers license, passport or other government issued photo I.D.) AND must be on the press gate security list to gain access to the stadium. All bags will be searched and tagged.

**BOWL GAME - PHOTOGRAPHERS:** Sports Editors / Directors should request all photography/TV credentials for their agency. Most photo agencies will be limited to two (2) credentials unless a special need is shown. Top priority for photography credentials will be given to agencies requiring immediate news coverage. All Photographers will be required to shoot from the first row of the stands and will not have field access. "Photo/Video" credentials allow photographers access to the designated photo areas in the stands and high photo positions. High Photo Positions are located on select club level platforms and the upper deck of the stadium and are designated by signage there. TV reporters/talent will be issued "Press Box" credentials only and only if space is available. Anyone wearing a photo credential and not shooting the game and possessing proper photography equipment will be required to surrender their credential.

**BOWL GAME - PARKING:** A limited number of media parking spaces are available and will be prioritized by your game-day needs. Note: due to COVID-19 and CDC social distancing rule there will be NO SHUTTLE for media this year. All media must arrange for their own transportation to and from the stadium..



## OLE MISS STYLE GUIDE

### NAME

Ole Miss (preferred)  
University of Mississippi  
~~Mississippi~~

### NICKNAME

Rebels

### LOGO



### COLORS

Cardinal Red (PMS 186)  
Navy Blue (PMS 2767)

### MASCOT



TONY



2		<b>MATT CORRAL</b> 6-1   205   So.   Ventura, Calif.	<table><tr><th>COMP</th><th>ATT</th><th>YDS</th><th>TD/INT</th></tr><tr><td>201</td><td>282</td><td>2,995</td><td>27/14</td></tr></table>	COMP	ATT	YDS	TD/INT	201	282	2,995	27/14	<b>LAST GAME:</b> Was 15-for-27 passing for 251 yards w/ three TDs; Ran for career-high 158 yards and 1 TD at LSU <b>NOTES:</b> Davey O'Brien Award Semifinalist ... Leads the nation in total offense (384.9 YPG) ... Third in SEC (8th in FBS) in passing yards ... No. 6 in FBS (3rd in SEC) in passing TDs ... No. 6 in FBS (2nd in SEC) in completion percentage (72.9) ... No. 8 in FBS (3rd in SEC) in passing efficiency ... Responsible for 7th-most points in FBS.
COMP	ATT	YDS	TD/INT									
201	282	2,995	27/14									
9		<b>JERRION EALY</b> 5-8   190   So.   Walnut Grove, Miss.	<table><tr><th>ATT</th><th>YDS</th><th>AVG</th><th>TD</th></tr><tr><td>147</td><td>745</td><td>5.1</td><td>9</td></tr></table>	ATT	YDS	AVG	TD	147	745	5.1	9	<b>LAST GAME:</b> Returned a kickoff for a touchdown, ran 12 times for 44 yards, caught one 19-yard pass at LSU <b>NOTES:</b> Third Team All-American (PFF) ... Second Team All-SEC ... No. 4 in SEC (25th in FBS) in all-purpose YPG (132.1) ... No. 7 in SEC in total TDs (11) ... No. 5 in SEC in rushing TDs ... No. 8 in SEC in rushing yards/game ... Has scored a TD in eight of nine games in 2020 ... Also plays for Ole Miss baseball team.
ATT	YDS	AVG	TD									
147	745	5.1	9									
25		<b>HENRY PARRISH</b> 5-10   190   Fr.   Gouds, Fla.	<table><tr><th>ATT</th><th>YDS</th><th>AVG</th><th>TD</th></tr><tr><td>39</td><td>200</td><td>5.1</td><td>2</td></tr></table>	ATT	YDS	AVG	TD	39	200	5.1	2	<b>LAST GAME:</b> Set new career highs w/ 82 yds rushing and two TDs on 16 carries, four catches for 27 yds at LSU <b>NOTES:</b> Set career-highs in carries (16), rushing yards (82) and rushing TDs (2) at LSU ... Added four re-ceptions for 27 yards in breakout game in Baton Rouge ... Notched first career carry at Kentucky ... Has had seven or more carries and 28-plus yards for four straight games ... 4-star prospect, No. 10 RB in the nation.
ATT	YDS	AVG	TD									
39	200	5.1	2									
11		<b>DONTARIO DRUMMOND</b> 6-0   215   Sr.   Laurel, Miss.	<table><tr><th>REC</th><th>YDS</th><th>AVG</th><th>TD</th></tr><tr><td>19</td><td>307</td><td>16.2</td><td>6</td></tr></table>	REC	YDS	AVG	TD	19	307	16.2	6	<b>LAST GAME:</b> Caught two passes for 36 yards and one touchdown at LSU <b>NOTES:</b> Has started eight of nine games at wide receiver, including eight consecutive starts ... Has caught a touchdown in four straight games ... Completed a 45-yard pass, caught two TDs in season opener against Florida ... Appeared in all 12 games, starting nine in 2019 ... Caught 13 passes for 188 yards.
REC	YDS	AVG	TD									
19	307	16.2	6									
13		<b>BRAYLON SANDERS</b> 6-0   190   Sr.   Hogansville, Ga.	<table><tr><th>REC</th><th>YDS</th><th>AVG</th><th>TD</th></tr><tr><td>15</td><td>376</td><td>25.1</td><td>4</td></tr></table>	REC	YDS	AVG	TD	15	376	25.1	4	<b>LAST GAME:</b> Caught four passes for 70 yards and two touchdowns at LSU <b>NOTES:</b> Brought in three passes for 50 yards and a touchdown at Vandy ... Caught four passes for a career-high 141 yards while making first start of the season in win over South Carolina ... Appeared in eight games with three starts in 2019 ... Totaled 10 receptions for 192 yards with a long of 57.
REC	YDS	AVG	TD									
15	376	25.1	4									
1		<b>JONATHAN MINGO</b> 6-2   215   So.   Brandon, Miss.	<table><tr><th>REC</th><th>YDS</th><th>AVG</th><th>TD</th></tr><tr><td>24</td><td>349</td><td>14.5</td><td>3</td></tr></table>	REC	YDS	AVG	TD	24	349	14.5	3	<b>LAST GAME:</b> Caught two passes for 38 yards at LSU <b>NOTES:</b> Set career highs in receptions (8), yards (128) and touchdowns (2) at Kentucky ... Started all 12 games at WR as a true freshman ... Recorded catches in six of 12 games last season ... Caught first career touchdown as part of a career-high 74-yard day in 2019 at Alabama ... 2019 Under Armour All-American.
REC	YDS	AVG	TD									
24	349	14.5	3									
64		<b>NICK BROEKER</b> 6-4   305   So.   Springfield, Ill.	<table><tr><th>GS</th><th>RUSH/G</th><th>PASS/G</th><th>PPG</th></tr><tr><td>9</td><td>217.7</td><td>344.8</td><td>40.7</td></tr></table>	GS	RUSH/G	PASS/G	PPG	9	217.7	344.8	40.7	<b>LAST GAME:</b> Made ninth career start at left tackle and 21st career appearance at LSU <b>NOTES:</b> Has started all nine games at LT ... Co-Offensive Lineman of the Week (Nov. 16) ... 2019 Freshman All-American (247Sports, Pro Football Focus) ... Appeared in all 12 games as a true freshman at the LT position, amassing 474 snaps ... Allowed just one sack in 213 pass block snaps.
GS	RUSH/G	PASS/G	PPG									
9	217.7	344.8	40.7									
54		<b>CALEB WARREN</b> 6-4   305   R-Fr.   Louisville, Miss.	<table><tr><th>GS</th><th>RUSH/G</th><th>PASS/G</th><th>PPG</th></tr><tr><td>7</td><td>217.7</td><td>344.8</td><td>40.7</td></tr></table>	GS	RUSH/G	PASS/G	PPG	7	217.7	344.8	40.7	<b>LAST GAME:</b> Made seventh career start at LSU <b>NOTES:</b> Made first career start vs. Alabama, has started all seven games since ... Appeared in one game in 2019 as a true freshman ... Made Rebel debut on Nov. 9 vs. New Mexico State ... 3-star prospect ... Played in Mississippi/Alabama All-Star Game ... Class 1A First Team All-State ... Led Nanih Waiya to 2018 1A state title.
GS	RUSH/G	PASS/G	PPG									
7	217.7	344.8	40.7									
55		<b>BEN BROWN</b> 6-5   315   Jr.   Vicksburg, Miss.	<table><tr><th>GS</th><th>RUSH/G</th><th>PASS/G</th><th>PPG</th></tr><tr><td>9</td><td>217.7</td><td>344.8</td><td>40.7</td></tr></table>	GS	RUSH/G	PASS/G	PPG	9	217.7	344.8	40.7	<b>LAST GAME:</b> Made 33rd consecutive start and ninth start at center at LSU <b>NOTES:</b> Made transition to starting center role during 2020 fall camp ... Has started 32 consecutive games at right guard (2018-19) and center (2020) ... Played a total of 851 snaps in 2019, with 765 coming at right guard and 99 at center ... 2018 SEC All-Freshman ... Redshirted in 2017 ... Two-time SEC Academic Honor Roll.
GS	RUSH/G	PASS/G	PPG									
9	217.7	344.8	40.7									
78		<b>JEREMY JAMES</b> 6-5   330   R-Fr.   Cumming, Ga.	<table><tr><th>GS</th><th>RUSH/G</th><th>PASS/G</th><th>PPG</th></tr><tr><td>9</td><td>217.7</td><td>344.8</td><td>40.7</td></tr></table>	GS	RUSH/G	PASS/G	PPG	9	217.7	344.8	40.7	<b>LAST GAME:</b> Made ninth career start and 11th career appearance at LSU <b>NOTES:</b> First Team Freshman All-American (The Athletic) ... Has started every game at RG this season ... Appeared in two games and was redshirted in 2019 ... Made Rebel debut on Nov. 9, 2019 vs. New Mexico State ... 3-star prospect ... Three-time All-Region selection.
GS	RUSH/G	PASS/G	PPG									
9	217.7	344.8	40.7									
72		<b>ROYCE NEWMAN</b> 6-6   310   Sr.   Nashville, Ill.	<table><tr><th>GS</th><th>RUSH/G</th><th>PASS/G</th><th>PPG</th></tr><tr><td>9</td><td>217.7</td><td>344.8</td><td>40.7</td></tr></table>	GS	RUSH/G	PASS/G	PPG	9	217.7	344.8	40.7	<b>LAST GAME:</b> Made 41st career appearance, 21st career start (ninth at RT) at LSU <b>NOTES:</b> Reese's Senior Bowl Invitee ... Has appeared in 41 career games, starting 21 ... Started all 12 games at left guard last season ... Allowed just one sack in 416 pass blocking snaps ... Played a total of 909 snaps, with 768 coming at left guard and 141 at right guard.
GS	RUSH/G	PASS/G	PPG									
9	217.7	344.8	40.7									
92		<b>LUKE LOGAN</b> 5-11   180   Sr.   Hattiesburg, Miss.	<table><tr><th>FG</th><th>LONG</th><th>PAT</th><th>PTS</th></tr><tr><td>4/6</td><td>39</td><td>43/45</td><td>55</td></tr></table>	FG	LONG	PAT	PTS	4/6	39	43/45	55	<b>LAST GAME:</b> Was 6-for-6 on PAT attempts at LSU <b>NOTES:</b> Appeared in all 12 games as Rebels' primary place kicker in 2019 ... 2019 Lou Groza Watch List ... Was 11-for-19 on FG attempts (Long: 41) ... Finished 2nd on the team w/ 68 points scored ... 2018: 3rd in SEC in scoring, 22-for-27 FG (2nd-most FGM in school history) ... Three-time SEC Academic Honor Roll.
FG	LONG	PAT	PTS									
4/6	39	43/45	55									
96		<b>MAC BROWN</b> 6-3   205   Sr.   Eden Prairie, Minn.	<table><tr><th>PUNTS</th><th>AVG</th><th>LONG</th><th>IN 20</th></tr><tr><td>24</td><td>46.4</td><td>59</td><td>6</td></tr></table>	PUNTS	AVG	LONG	IN 20	24	46.4	59	6	<b>LAST GAME:</b> Punted three times at an average of 47.3 yards at LSU <b>NOTES:</b> Would rank 4th in FBS in punting avg. but falls shy of the 3.6 punts/game minimum ... Named SEC Special Teams Player of the Week after performance at Kentucky ... 2020 Wuerffel semifinalist ... 2020 SEC Community Service Team ... 2019 Allstate AFCA Good Works Team Nominee.
PUNTS	AVG	LONG	IN 20									
24	46.4	59	6									

89  
DE**RYDER ANDERSON**

6-6 | 275 | Sr. | Katy, Texas

TACKLES	TFL	SACK	QBH
40	5.0	1.5	5

**LAST GAME:** Totaled six tackles and one QB hurry at LSU**NOTES:** Leads team in QB hurries ... Second on team in TFL ... Leads Rebel D-line in tackles ... Totaled a career-high 13 tackles at Arkansas, including 2.0 TFL, one sack and one QB hurry ... Appeared in the first five contests of the year in 2019, starting four, before suffering a season-ending knee injury at Alabama.94  
DT**QUENTIN BIVENS**

6-2 | 300 | So. | Waynesboro, Miss.

TACKLES	TFL	SACK	QBH
7	1.5	0.0	2

**LAST GAME:** Notched a pair of tackles at LSU**NOTES:** Has played in all nine games this season ... Appeared in all 12 games as a reserve defensive lineman in 2019 ... Notched a career-high four tackles vs. New Mexico State in 2019 ... Appeared in three contests and was redshirted as a true freshman ... Former 3-star prospect.55  
NT**KD HILL**

6-1 | 320 | So. | Eufaula, Ala.

TACKLES	TFL	SACK	QBH
8	0.5	0.0	0

**LAST GAME:** Made one tackle at LSU**NOTES:** Made 11 appearances in 2019 as a reserve defensive lineman ... Recorded first career tackle in 31-6 win over Vanderbilt ... Appeared in two games and was redshirted in 2018 ... Made Rebel debut 9/8/2018 vs. Southern Ill. ... Former 3-star prospect ... Played in Mississippi/Alabama All-Star Game.13  
BUCK**SAM WILLIAMS**

6-4 | 265 | Sr. | Montgomery, Ala.

TACKLES	TFL	SACK	QBH
37	7.0	4.0	3

**LAST GAME:** Finished tied for fourth on the team with seven tackles, including one sack at LSU**NOTES:** Leads team in sacks (4.0), TFL (7.0) ... Made career-high 11 tackles, tied career high with 3.0 TFL, including one sack vs. Auburn ... Played in all 12 games, starting eight at OLB in 2019 ... Led team with six sacks in 2019.46  
MIKE**MOMO SANOGO**

6-1 | 240 | Jr. | Plano, Texas

TACKLES	TFL	SACK	QBH
55	4.0	1.0	3

**LAST GAME:** Tied for fourth on the team with seven tackles, broke up one pass at LSU**NOTES:** Fourth on team, third among Rebel LBs in tackles ... Second on team with three QB hurries ... Appeared in two games, starting one before suffering season-ending right ankle injury in the second game of the 2019 season ... Started all 12 games at LB in 2018, finished third in SEC w/ 9.3 tackles/game.0  
WILL**LAKIA HENRY**

5-11 | 235 | Sr. | Vidalia, Ga.

TACKLES	TFL	SACK	FF
62	5.0	2.5	2

**LAST GAME:** Led the team with 12 tackles at LSU**NOTES:** Tied for team lead in tackles ... Second on team in TFLs (5.0) and sacks (2.5) ... Started every game at ILB for Ole Miss in 2019 ... Led team in total tackles with 88 ... Led team with seven tackles in Rebel debut vs. Memphis ... Named to PFF SEC Team of the Week after 11-tackle performance vs. Cal.32  
MIKE**JACQUEZ JONES**

6-0 | 235 | Jr. | Tuscaloosa, Ala.

TACKLES	TFL	SACK	QBH
62	1.5	0.0	3

**LAST GAME:** Finished second on the team with 11 tackles, added two QB hurries at LSU**NOTES:** Tied for team lead in tackles ... Tied for second on team in QB hurries ... Tied for lead among Rebel LBs in tackles ... Missed Alabama game (upper body injury) ... Was second on the team with eight tackles, including a shared tackle for loss vs. Florida ... Appeared in all 12 games, starting nine at ILB in 2019.26  
DB**OTIS REESE**

6-2 | 215 | Jr. | Leesburg, Ga.

TACKLES	TFL	SACK	PBU
14	0.0	0.0	1

**LAST GAME:** Started and totaled six tackles at LSU**NOTES:** Finished second on team with eight tackles, adding one pass breakup in Rebel debut vs. Mississippi State ... Declared eligible prior to MSU game ... Transferred from Georgia for 2020 spring workouts ... Saw action in 25 career games at UGA, including one start during 2018 and 2019 seasons.2  
DB**JALEN JORDAN**

5-9 | 180 | So. | Lake Cormorant, Miss.

TACKLES	TFL	PBU	FF
48	1.5	1	1

**LAST GAME:** Tied for fourth on the team with seven tackles at LSU**NOTES:** Sixth on the team, third among Rebel DBs in tackles ... Made first career start vs. Alabama ... Broke up one pass, forced a fumble and totaled five tackles vs. Florida ... Saw action in 10 games as a freshman, primarily on special teams ... Notched two tackles in 2019 ... Won powerlifting national title in HS.20  
CB**KEIDRON SMITH**

6-2 | 195 | Jr. | West Palm Beach, Fla.

TACKLES	TFL	INT	PBU
60	0.0	1	6

**LAST GAME:** Intercepted a pass and finished third on the team with eight tackles at LSU**NOTES:** Leads team in solo tackles (35) ... Third on team, leads Rebel DBs in total tackles ... Tied for team lead, No. 6 in SEC in pass breakups ... Led Ole Miss with a career-high 12 tackles, broke up one pass vs. Florida ... Appeared in all 12 games, including eight starts at CB in 2019.5  
DB**JON HAYNES**

5-11 | 205 | Sr. | Benoit, Miss.

TACKLES	TFL	INT	PBU
27	0.5	1	1

**LAST GAME:** Totaled five tackles and two QB hurries at LSU**NOTES:** Tied for lead among Rebel DBs with two QB hurries ... Intercepted one pass, totaled five tackles, including a shared TFL at Arkansas ... Appeared in 11 games in 2019, starting 10 at strong safety ... Finished fourth on the team with 55 total tackles.21  
DB**A.J. FINLEY**

6-2 | 200 | So. | Mobile, Ala.

TACKLES	TFL	INT	PBU
53	2.0	3	6

**LAST GAME:** Broke up a pass and tied for fourth on the team with seven tackles, including one TFL at LSU**NOTES:** Sixth in SEC in total passes defended (19) ... Sixth in SEC in pass breakups ... Fifth in SEC in interceptions ... Fifth on team, second among Rebel DBs in tackles ... Appeared in all 12 games in 2019 as a backup DB and on special teams ... Recorded 16 tackles on the season with two tackles for loss.23  
CB**JAKOREY HAWKINS**

5-11 | 195 | So. | Montgomery, Ala.

TACKLES	TFL	FF	PBU
25	0.5	2	3

**LAST GAME:** Made one tackle at LSU**NOTES:** Broke up one pass and notched a career-high four tackles in first career start vs. Florida ... Appeared in all 12 games last season, primarily on special teams ... Played in four games and was redshirted in 2018 ... Made Rebel debut 9/18/18 vs. Southern Illinois ... Made SEC debut 10/13/18 vs. Arkansas.



### RADIO AFFILIATES

City	Station (Frequency)
Amory	WAMY-AM (1580 AM)
Batesville	WTNM-FM (93.7)
Brookhaven	WBKN-FM (92.1)
Cornith	WXRZ-FM (94.3)
Greenwood	WYMX-FM (99.1)
Hattiesburg	WFMM-FM (97.3)
Hazlehurst	WDXO-FM (92.9)
Jackson	WFMN-FM (97.3)
Laurel	WLAU-FM (99.3)
McComb	WMPK-FM (93.5)
Memphis	WHBQ-AM (560 AM)
Meridian	WZKR-FM (103.3)
Natchez	WKSO-FM (97.3)
Ocean Springs	WOSM-FM (103.1)
Oxford	WOXF-FM (105.1)
Philadelphia	WHOC-AM (1490 AM)
Prentiss	WJDR-FM (98.3)
Tupelo	WFTA-FM (101.9)
Vicksburg	WVBG-AM (1420 AM)
Water Valley	WQLJ-FM (105.5)
Waynesboro	WABO-AM (990 AM)
Nationwide	Satellite Radio (Sirius XM)
Worldwide	Internet Streaming (Sidearm/TuneIn)

*Affiliate list subject to change.*

### OLE MISS

#### The University of Mississippi

No. 1 Most Beautiful Campus (Newsweek)  
 Top 20 Best Buy Colleges (Forbes)  
 Top 10 Safest Campuses in the Nation (CollegeSafe.com)  
 Top 10 Accountancy School (Public Accounting Report)  
 Top 5 Law School for value & job placement (National Jurist)  
 Carnegie R-1: Doctoral University - Highest Research Activity

#### Tailgating in The Grove

Nation's No. 1 Tailgating School (Sports Illustrated)  
 "Top Tailgating Spot" (Tailgater Monthly)  
 "The Holy Grail of tailgating sites" (The Sporting News)  
 "The mother and mistress of outdoor ritual mayhem"  
 (New York Times)  
 "The mecca of tailgating in American sports"  
 (Columbia Missourian)  
 "In Oxford lies the most magical place on all of God's  
 green, football-playing Earth: the Grove." (SI on Campus)

### OXFORD, MISSISSIPPI

No. 2 College Town in America (Livability.com)  
 No. 2 College Football Town (NCAA.com)  
 Top 6 College Towns in America (USA Today)  
 No. 7 College Football Town (Sports Illustrated)  
 Top 10 Coolest College Towns in America (Travel & Leisure)  
 Top 20 Best Small Towns in America (Smithsonian)  
 100 Best Small Towns (USA Today)  
 Top 100 Places to Live (Money Magazine)

### OLE MISS HEAD COACH LANE KIFFIN

**Lane Kiffin** (Fresno State, 1998) is in his first season at Ole Miss, taking the reins for the Rebels as the 39th head coach in program history. Kiffin, who won two Conference USA titles in three seasons at Florida Atlantic, has more than 10 years of head coaching experience, including eight years at the NCAA level where he has posted an all-time record of 65-39. In December 2016, Kiffin took over an FAU program that had won a total of nine combined games over the previous three seasons. Kiffin proceeded to take the Owls to new heights over the last three years, including two conference titles and two 10-win seasons. In his head coaching stops at USC, Tennessee and FAU, Kiffin has shown a propensity in helping turn programs around. In his first season at all three locations, Kiffin's team improved in win differential (+3.33), scoring (+10.2), passing (+34.5 ypg) and rushing (+51.3 ypg). Kiffin graduated from Fresno State in 1998 after playing quarterback for three seasons (1994-96) for the Bulldogs. He began his coaching career as a student assistant at Fresno State under Pat Hill in 1997 and 1998. He moved on to Colorado State in 1999 as a graduate assistant. He spent the 2000 season as defensive quality control assistant with the Jacksonville Jaguars under Tom Coughlin.

### INDIANA HEAD COACH TOM ALLEN

Tom Allen (Marantha Baptist, 1992) is in his fifth year - fourth full year - as Indiana's head coach and has a 24-21 record with the Hoosiers, including a 6-1 mark this season. Allen has helped guide Indiana to a No. 7 ranking in 2020, its best in the AP Poll since Nov. 27, 1967 (No. 4). The Hoosiers have been ranked in the top 10 six times in 2020, the most for the program since 1967. One of 22 semifinalists for the 2019 George Munger College Coach of the Year Award, Allen's 18 wins are the most for an Indiana head coach over his first three seasons. Last season, Allen guided IU to a 8-5 record and a 5-4 Big Ten mark. Indiana reached eight wins for just the eighth time in program history and the first time since 1993, and finished one win shy of matching the school record (1945, 1967). A 28-year coaching veteran, Allen was named the program's 29th head football coach on Dec. 1, 2016. Allen joined IU's staff as associate head coach/defense on Jan. 15, 2016, and he promptly went on to become a Broyles Award nominee. Over the past 25-plus seasons, the teams for which Allen has been a member of the coaching staff have posted a combined record of 246-89 (.734).

### HOOSIER SCOUTING REPORT

Indiana is 6-1 overall entering the matchup vs. the Rebels in the Outback Bowl. The Hoosiers are ranked inside the top 10 in both the Associate Press Poll (No. 7) and Coaches Poll (No. 8), while sitting at No. 11 in the College Football Playoff Rankings. The Hoosiers' 6-1 record is their best overall start since 1993 (7-1) and their best conference start since 1967 (6-1). Indiana is averaging 358.1 yards of total offense per game, with 258 through the air and 100 yards coming on the ground. Indiana lost its starting quarterback, Michael Penix Jr., to an ACL injury in its sixth game of the year. Redshirt sophomore Jack Tuttle earned his first career start in Indiana's last game vs. Wisconsin in place of Penix Jr. Tuttle completed 13 of his 22 passes for 130 yards and two touchdowns. Indiana's receiving production comes from Ty Fryfogle and Whop Philyor. The duo combined to average 10 catches and 157.3 yards per game. Fryfogle, a Lucedale, Mississippi, native has hauled in 34 catches for 687 yards and seven TDs this season, which ranks No. 3 in the Big Ten. Stevie Scott III leads Indiana on the ground with 462 yards rushing and eight touchdowns. Defensively, the Hoosiers rank No. 1 in the FBS in both interceptions and red zone defense. Indiana also leads the country in turnovers forced per game, 2.9 per game. The Hoosiers have allowed 11 or fewer points in three of its last four contests. Jamar Johnson and Jaylin Williams are both tied for fifth in the country with four interceptions on the season. Junior linebacker Micah McFadden leads the team in tackles (52), tackles for loss (8.5) and sacks (5.0).

#### 2020 Indiana Schedule

		Time (CT)
Oct. 24	#7 PENN STATE*	W, 36-35 (OT)
Oct. 31	at Rutgers*	W, 37-21
Nov. 7	#23 MICHIGAN*	W, 38-21
Nov. 14	at Michigan State*	W, 24-0
Nov. 21	at #3 Ohio State*	L, 35-42
Nov. 28	MARYLAND*	W, 27-11

Dec. 5	at #16 Wisconsin*	W, 14-6
Dec. 12	PURDUE*	Canceled
Dec. 18	PURDUE*	Canceled
Jan. 2	vs. Ole Miss	11:30 a.m. CT

\* Big Ten game  
 HOME GAMES IN CAPS

### OLE MISS-INDIANA SERIES HISTORY

- This game will mark the first meeting all-time between Ole Miss and Indiana.
- The Rebels will take on a current Big Ten opponent for the third time in their bowl history.
- Ole Miss fell 35-3 to Michigan in the 1991 Gator Bowl and beat Nebraska, then part of the Big 12 Conference, 27-23 in the 2002 Independence Bowl.

### RECENT BOWL SUCCESS

- Ole Miss is 11-2 on the field in its last 13 bowl games dating back to a 13-0 win over Air Force in the 1992 Liberty Bowl.
- The Rebels had a streak of six straight bowl wins snapped at the 2014 Chick-fil-A Peach Bowl with a loss to TCU.
- Ole Miss' only other loss in the last 13 came during the 2000 Music City Bowl, falling 49-38 to West Virginia.

**OLE MISS EARNS 37TH ALL-TIME BOWL APPEARANCE**

- The 2021 Outback Bowl appearance will mark Ole Miss' 37th all-time bowl appearance, which is 25th on the all-time NCAA Division I list ... It will be the Rebels first-ever time playing in the Outback Bowl.
- The Rebels have actually appeared in 37 bowl games already, with the Outback to be the 38th, but the appearance and win in the 2013 BBVA Compass Bowl was vacated due to NCAA ruling.
- Ole Miss is 23-13 in bowl games, with the 23 wins ranked for 16th-most in history ... Original record is 24-13.
- The Rebels' .639 winning percentage in bowl games ranks second-best nationally behind USC (.642) among teams with at least 25 appearances.

**REBEL-HOOSIER CONNECTIONS**

- Indiana head coach Tom Allen served as linebackers and special teams coach at Ole Miss from 2012-14.
- IU co-offensive coordinator Grant Heard was a four-year letterwinner for the Rebels and had two separate stints on the coaching staff at his alma mater ... Heard served as an offensive graduate assistant during the 2005 and 2006 seasons, and then he coached wide receivers at Ole Miss from 2012-16.
- Kane Wommack, Indiana's defensive coordinator, worked for his father and former Rebel defensive coordinator Dave Wommack, as an Ole Miss graduate assistant from 2012-2013.
- Current Indiana assistant coach Jason Jones spent time on the Ole Miss staff for five seasons (2013-18) working with defensive backs and safeties ... Jones was also on **Lane Kiffin's** staff at FAU during the 2019 season.
- Lee Wilbanks, Indiana's senior director of recruiting, spent 2016-18 as the Rebels' assistant athletics director for player personnel and 2013-15 as the coordinator of recruiting development at Ole Miss.
- **TE D'Vaughn Pennamon** was teammates with Indiana's Mackenzie Nworah and Alfred Bryant at Manvel HS in Texas.
- Ty Fryfogle, the leading receiver for Indiana is from Lucedale, Mississippi, and his father Trey Fryfogle played at Ole Miss from 2000-02.

**OLE MISS VS. BIG TEN OPPONENTS**

- Ole Miss has a 2-4 record against current members of the Big Ten.
- This game will mark the third time that the Rebels will take on a current Big Ten opponent in a bowl game.
- Ole Miss fell 35-3 to Michigan in the 1991 Gator Bowl and beat Nebraska, then part of the Big 12 Conference, 27-23 in the 2002 Independence Bowl.
- The Rebels' last game against a Big Ten team was the 2002 win over Nebraska.
- The Rebels vs. current Big Ten teams:

School	W-L	Pct.	Last Game
Illinois	0-0	.000	--
Indiana	0-0	.000	--
Iowa	0-0	.000	--
Maryland	1-1	.500	1953
Michigan	0-1	.000	1991
Michigan State	0-0	.000	--
Minnesota	0-1	.000	1932
Nebraska	1-0	1.000	2002
Northwestern	0-0	.000	--
Ohio State	0-0	.000	--
Penn State	0-0	.000	--
Purdue	0-1	.000	1929
Rutgers	0-0	.000	--
Wisconsin	0-0	.000	--

**MOORE, YEBOAH END OLE MISS CAREERS**

Prior to Ole Miss' game against LSU, WR **Elijah Moore** and TE **Kenny Yeboah** elected to forgo the remaining games of their Rebel football careers in order to begin preparation for the 2021 NFL Draft. Moore, a finalist for Biletnikoff Award, currently leads the country in both receiving yards (149.1) and receptions per game (10.8). He ranks No. 16 nationally with eight receiving touchdowns and No. 12 in all-purpose yards (158.3 ypg). Moore's 1,193 receiving yards this season ranks No. 3 in Ole Miss' single season record books. Yeboah has hauled in 27 catches for 524 yards and six touchdowns in his lone season at Ole Miss after transferring in from Temple. Yeboah's receiving yards and six receiving TDs rank eighth and fifth respectively amongst FBS tight ends.

**REBELS ADD NEW DEFENSIVE ADDITION FOR FINAL FEW GAMES OF 2020**

Defensive back and Georgia transfer **Otis Reese** was recently granted a transfer waiver and ruled eligible to play the remaining two games of the 2020 regular season, plus the Rebels' bowl game vs. Indiana. Reese has earned the start in both games he's seen action. In his season debut vs. Mississippi State, Reese tallied eight total tackles and one pass breakup vs. the Bulldogs. He followed that up with six total tackles in Ole Miss' regular season finale at LSU.

**2020 BREAKDOWN**

Category	2020
Record	4-5
SEC	4-5
vs. SEC West	1-4
vs. SEC East	3-1
Non-Conference	0-0
Home	2-3
Away	2-2
Neutral	0-0
Day Games	3-4
Night Games (6 p.m. start or later)	1-1
vs. Top 25 teams	0-2
TV Games	4-5
on SEC Network	4-3
on SEC Network Alternate	0-0
on ESPN	0-2
on ESPN2	0-0
on ESPNU	0-0
on CBS	0-0
on ABC	0-0
When scoring first	3-2
When opponents score first	1-3
When leading at halftime	3-0
When trailing at halftime	1-3
When tied at halftime	0-2
When leading after third quarter	3-0
When trailing after third quarter	1-4
When tied after third quarter	0-1
In overtime games	1-0
When scoring less than 20 points	0-0
When scoring 20+ points	1-4
When scoring 30+ points	4-3
When allowing less than 20 points	0-0
When allowing 20+ points	3-3
When allowing 30+ points	2-5
When rushing for <100 yards	0-0
When rushing for 100+ yards	4-3
When rushing for 200+ yards	0-4
When passing for 200+ yards	0-3
When passing for 250+ yards	1-3
When passing for 300+ yards	4-2
When totaling <300 yds total offense	0-0
When gaining 300+ yds total offense	4-4
When allowing <100 yds rushing	1-0
When allowing 100+ yds rushing	2-5
When allowing 200+ yds rushing	2-2
When allowing <200 yds passing	1-0
When allowing 200+ yards passing	1-4
When allowing 250+ yards passing	0-2
When allowing 300+ yards passing	2-3
When allowing <300 yds total offense	0-0
When allowing 300+ yds total offense	4-5
When having a 100-yard rusher	0-3
When opp. has a 100-yard rusher	2-2
When having no turnovers	3-1
When having 1-2 turnovers	1-2
When having 3 or more turnovers	0-2
When having no takeaways	0-1
When having 1-2 takeaways	3-4
When having 3 or more takeaways	1-0
When having more than 30:00 TOP	1-1
When having less than 30:00 TOP	3-4



### SEC STANDINGS

#### SEC EAST

	Conf.	Overall
#7 Florida	8-2	8-3
#9 Georgia	7-2	7-2
Missouri	5-5	5-5
Kentucky	4-6	4-6
Tennessee	3-7	3-7
South Carolina	2-8	2-8
Vanderbilt	0-9	0-9

#### SEC WEST

	Conf.	Overall
#1 Alabama	10-0	11-0
#5 Texas A&M	8-1	8-1
Auburn	6-4	6-4
LSU	5-5	5-5
Ole Miss	4-5	4-5
Arkansas	3-7	3-7
Mississippi State	3-7	3-7

### KIFFIN A FAMILIAR FIXTURE IN BOWL GAMES

• While he holds a 1-2 overall head coaching record in bowl games, the Outback Bowl will mark the 15th bowl game appearance for **Lane Kiffin** during his coaching career.

Bowl	School	Season	Position	Opponent	Result
1999 Liberty Bowl	Colorado State	1999	GA	Southern Miss	L, 17-23
2001 Las Vegas Bowl	USC	2001	TE	Utah	L, 6-10
2003 Orange Bowl	USC	2002	WR	Iowa	W, 38-17
2004 Rose Bowl	USC	2003	WR	Michigan	W, 28-14
2005 Orange Bowl	USC	2004	WR	Oklahoma	W, 55-19*^
2006 Rose Bowl	USC	2005	OC/PGC	Texas	L, 38-41^
2007 Rose Bowl	USC	2006	OC/PGC	Michigan	W, 32-18
2009 Chick-fil-A Bowl	Tennessee	2009	HC	Virginia Tech	L, 14-37
2012 Sun Bowl	USC	2012	HC	Georgia Tech	L, 21-7
2015 Sugar Bowl	Alabama	2014	OC/QB	Oklahoma	L, 45-31
2015 Cotton Bowl	Alabama	2015	OC/QB	Michigan State	W, 38-0
2016 CFP Championship	Alabama	2015	OC/QB	Clemson	W, 45-40^
2016 Peach Bowl	Alabama	2016	OC/QB	Washington	W, 24-7
2017 Boca Raton Bowl	FAU	2017	HC	Akron	W, 50-3

\*win vacated due to NCAA ruling

^national title game

### CORRAL NAMED MANNING AWARD FINALIST

Ole Miss sophomore quarterback **Matt Corral** was recently named as one of 12 finalists for the Manning Award on Thursday. The Manning Award was created by the Allstate Sugar Bowl in honor of the college football accomplishments of Archie, Peyton and Eli Manning. It is the only quarterback award that takes the candidates' bowl performances into consideration in its balloting. Corral currently ranks top 10 nationally in passing yards (2,955), passing TDs (27), completion percentage (.713), passing efficiency (182.2) and yards per pass attempt (10.6).

### LIFE IN THE FAST LANE

The Ole Miss offense has moved the football up and down the field under head coach **Lane Kiffin** and offensive coordinator **Jeff Leiby** this season. The Rebels rank in the top 20 in the FBS in nine offensive categories.

Category	Stat/Avg	FBS	SEC
Total Offense	562.4	3	1
Completion Perc.	.714	5	2
Passing Offense	344.8	6	3
Team Passing Eff.	183.5	6	3
Passing Yds/Comp.	14.99	7	1
Third Down Conv.	.504	8	4
Scoring Offense	40.7	13	3
First Downs	249	16	3
Rushing Offense	217.7	19	1

### RETURN OF THE MAC

Punter **Mac Brown** is no stranger on Rebel special teams. The senior from Eden Prairie, Minnesota, has appeared in 37 career games for Ole Miss and continues to be a special weapon for the Rebels. Brown is averaging 46.4 yards per punt, with 10 punts greater than 50 yards.

### AWARD SZN

Following a historic regular season in which the Ole Miss offense set the SEC record for total offense in conference games (562.4), receiver **Elijah Moore** and quarterback **Matt Corral** were in consideration for national postseason awards, as was offensive coordinator **Jeff Leiby**. Punter **Mac Brown** was also in the running for several awards based on his off the field effort in helping raise money for ALS research.

Name	Award
Elijah Moore	Biletnikoff Award (finalist), Maxwell Award (semifinalist)
Matt Corral	Manning Award (finalist), Davey O'Brien Award (semifinalist)
Jeff Leiby	Broyles Award (semifinalist)
Mac Brown	Wuerffel Award (semifinalist), Burlsworth Trophy (nominee)

### REBELS SIGN TOP 20 CLASS ON EARLY SIGNING DAY

The first full recruiting class of the **Lane Kiffin** era is off to a strong start as the Ole Miss football team inked 24 signees for the Class of 2021 and closed the day at No. 18 in the team rankings by both 247Sports and Rivals. The Rebels boast 12 signees with a four-star rating and 12 three-star prospects according to the national recruiting services. Of the 24 total signees, 16 will be mid-year enrollees and will get a head start on their careers in Oxford.

### REBELS IN SEC & NCAA STATS

Category	Stat (Avg)	SEC	NCAA
3rd down conversion %	0.504	4	8
Completion %	0.714	2	5
First downs offense	249	3	14
Fumbles Lost	4	T-3	T-30
Kick return defense	17.10	3	14
Kickoff returns	23.84	3	24
Passing offense	344.8	3	6
Pass yards/completion	14.99	1	7
Rushing offense	217.7	1	19
Scoring offense	40.7	3	13
Team passing efficiency	183.47	3	6
Total offense	562.4	1	3

Conner, Rushing TD's	7	T-7	T-49
Corral, Completion %	0.713	2	6
Corral, Comp. per game	22.33	4	14
Corral, Passing effic.	182.2	3	8
Corral, Passing TDs	27	3	T-6
Corral, Passing yards	2,995	3	8
Corral, Passing yds/g	332.8	3	5
Corral, Passing yds/comp.	14.90	2	8
Corral, Points resp.	190	3	8
Corral, Points resp./g	21.1	2	7
Corral, Total offense	384.9	1	1
Corral, Yds/Pass att.	10.62	2	4
Drummond, Receiving TDs	6	T-8	T-38
Ealy, All purpose	132.11	4	25
Ealy, Kickoff return TDs	1	T-1	T-5
Ealy, Rushing TD's	9	T-5	T-26
Ealy, Rushing yds	745	7	32
Ealy, Rushing yds/g	82.8	8	45
Ealy, Total TDs	11	T-7	T-24
Finley, INT per game	0.3	T-6	T-42
Finley, Total INT	3	T-5	T-27
Hawkins, Forced Fumb./g	0.44	3	T-43
Moore, All purpose yards	158.25	2	12
Moore, Receiving TDs	8	6	T-16
Moore, Receiving Yds	1,193	2	2
Moore, Receiving Yds/g	149.1	1	1
Moore, Receptions/g	10.8	1	1
Yeboah, Receiving TDs	6	T-8	T-38
Yeboah, Yards/rec.	19.41	1	21

## MOVIN' UP THE RECORD BOOK

K **Luke Logan** continues to move his way up the Ole Miss record books. The senior from Hattiesburg, Mississippi, is fourth in Rebel history in both career PATs made and points kicking.

Career Record	Logan	Rank	Next Up	Record	Record Holder
Points Kicking	249	4th	310 (3rd)	350	Wunderlich
PATs	132	4th	139 (3rd)	158	Wunderlich
Points Scored	249	4th	310 (3rd)	350	Wunderlich
Field Goals	39	6th	41 (5th)	64	Wunderlich

## MAC BROWN RAISES OVER 100K FOR ALS RESEARCH

When he was in seventh grade, Ole Miss punter **Mac Brown** had a modest goal of raising \$500 for a childhood friend's dad who had been diagnosed with ALS. Along with a group of neighborhood friends, Brown started a lemonade stand, Awesome Lemonade Stand, in Eden Prairie, Minnesota, to help his friend's family. Eight years later, that \$500 goal has ballooned to over \$100,000 raised by Brown and his friends for ALS research. The Awesome Lemonade Stand is held on a late day in June, and this year's fundraiser raised more than \$30,000 alone.

## CORRAL MAKING A NAME FOR HIMSELF

QB **Matt Corral** is putting up eye-popping numbers in 2020 and is slowly working his way up the Ole Miss record books, both single season and career. Here's where the Ventura, California, native stands in numerous offensive categories:

Record	Corral	Rank	Next Up	Record	Record Holder
Passing Yards (Season)	2995	7th	3194 (6th)	4042	Kelly (2015)
Passing Touchdowns (Season)	27	4th	29 (3rd)	31	E. Manning (2001)
300-Yard Passing Games (Season)	6	3rd	8 (2nd)	9	Ta'amu (2018)
Touchdowns Responsible For (Season)	31	T3rd	32 (2nd)	41	Kelly (2015)
Passing Yards (Career)	4596	--	4753 (10th)	10,119	E. Manning
Passings Touchdowns (Career)	35	6th	43 (5th)	81	E. Manning
Consecutive Games W/ Pass TD (Career)	11	T4th	13 (3rd)	22	Kelly
300-Yard Passing Games (Career)	6	6th	7 (5th)	12	Ta'amu
Total Offense (Career)	5283	--	5031 (10th)	10,478	E. Manning
Touchdowns Responsible For (Career)	42	T8th	46 (7th)	86	E. Manning

## MOORE ADDS BILETNIKOFF FINALIST TO 2020 RESUME

WR **Elijah Moore** was recently named one of three finalists for the Biletnikoff Award, which is presented annually to the nation's most outstanding pass catcher. Moore, who elected to forgo the remaining games of his Rebel football careers in order to begin preparation for the 2021 NFL Draft, leads the nation in receiving yards per game (149.1) and receptions per game (10.8). The Biletnikoff Award candidate is No. 16 nationally with eight receiving touchdowns and No. 12 in all-purpose yards (158.3 ypg).

## BIG PLAY POTENTIAL

Ole Miss leads numerous explosive play categories. The Rebels have 184 plays of 10 or more yards and are the only team in the FBS with 155-plus such plays in nine or less games. Ole Miss also ranks No. 4 in the country with 11 plays greater than 50 yards.

Category	No.	NCAA
10+ Yard Plays	184	13th
20+ Yard Plays	64	T13th
30+ Yards Plays	33	T10th
40+ Yards Plays	17	T11th
50+ Yards Plays	11	T4th

## BROWN NAMED TO SEC COMMUNITY SERVICE TEAM

Ole Miss senior punter **Mac Brown** was selected to the Southeastern Conference Community Service team, the league office announced Thursday. The SEC names a Community Service Team for each of its 21 league-sponsored sports, looking to highlight an athlete from each school who gives back to his community through superior service efforts.

## REBEL DEBUTS

Twenty-two different Rebels have made their Ole Miss debuts this season: **Eli Acker** (OL), **Derek Bermudez** (DB), **Marc Britt** (DB), **Jakivuan Brown** (LB), **Kentrel Bullock** (RB), **Demon Clowney** (OLB), **Carter Colquitt** (OL), **Lakevias Daniel** (DB), **Jalen Denton** (DB), **Daylen Gill** (LB), **Cedric Johnson** (OLB), **Austin Keys** (LB), **Deane Leonard** (DB), **Brandon Mack** (OLB), **Henry Parrish Jr.** (RB), **Otis Reese** (DB), **Jamar Richardson** (DB), **Tavius Robinson** (OLB), **Chase Rogers** (TE), **Urriah Shephard** (RB), **Jakwaize Walker** (DB), **Kenny Yeboah** (TE).

## CAREER STARTS

33	Ben Brown
21	Royce Newman, Keidron Smith
19	Jaylon Jones, Jonathan Mingo
18	Lakia Henry, Dontario Drummond, Jacquez Jones, MoMo Sanogo
16	Jon Haynes
14	Ryder Anderson
13	Matt Corral, Sam Williams
12	Jerrion Ealy
9	Nick Broeker, Jeremy James
8	A.J. Finley, John Rhys Plumlee, Braylon Sanders
7	KD Hill, Tariqious Tisdale, Caleb Warren
6	Jakorey Hawkins, Jalen Jordan
4	Hal Northern, Tavius Robinson
3	Jay Stanley
2	Luke Knox, Reece McIntyre, Otis Reese, Jamar Richardson, Isaiah Woullard
1	Snoop Conner, Sincere David, Daylen Gill, Deane Leonard, Brandon Mack

## CONSECUTIVE STARTS

33	Ben Brown
21	Royce Newman
13	Keidron Smith
9	Ryder Anderson, Nick Broeker, Matt Corral, Jeremy James
8	Dontario Drummond
7	Caleb Warren
6	Jon Haynes, Jacquez Jones
5	A.J. Finley
4	Jerrion Ealy
3	Lakia Henry, Braylon Sanders
2	Jalen Jordan, Otis Reese

## CAREER GAMES PLAYED

45	Luke Logan, Jack Propst
41	Royce Newman
39	Jaylon Jones
37	Mac Brown
36	Ryder Anderson
34	MoMo Sanogo
33	Ben Brown, Tylan Knight, Braylon Sanders, Keidron Smith
32	Jacquez Jones
30	D'Vaughn Pennamon, Tariqious Tisdale, Isaiah Woullard
27	Ty Rocconi
24	Quentin Bivens
23	Matt Corral, Jakorey Hawkins
21	Miles Battle, Nick Broeker, Ashanti Cistrunk, Snoop Conner, Dontario Drummond, Jerrion Ealy, A.J. Finley, Lakia Henry, Jonathan Mingo, Sam Williams
20	Jon Haynes, Jonathan Hess, KD Hill
19	Zikerion Baker, Jalen Cunningham, Hal Northern
18	Jalen Jordan
17	Sincere David, Dannis Jackson
16	Luke Knox
15	John Rhys Plumlee, Jay Stanley
12	LeDarrius Cox, Jadon Jackson
11	Jeremy James
10	Hamilton Hall, Casey Kelly, Patrick Lucas Jr., Bryce Ramsey, Caleb Warren
9	Daylen Gill, Reece McIntyre, Henry Parrish Jr., Jamar Richardson, Tavius Robinson
8	Cedric Johnson, Chase Rogers
7	Deane Leonard
6	Jalen Denton
5	Brandon Mack, Damarcus Thomas
4	Jakivuan Brown, Marc Britt, Kentrel Bullock, Jordan Jernigan, Jakwaize Walker
3	Derek Bermudez, Peyton Cox, Casey Griffith, Austin Keys
2	Drake Beck, Jacob Carter, Demon Clowney, Carter Colquitt, Amani Johnson, Sam Plash, Josh Ricketts, Urriah Sheppard
1	Eli Acker, Kinkead Dent, Jared Farlow, Brice Johnson, Sellers Shy, Nevin Wells, Jack White



### NFL REBELS

Ole Miss has a big presence in the league again this year. There are currently 27s former Rebels on NFL rosters:

\*QUINCY ADEBOYEJO | WR | New England Patriots  
 ^BRANDON BOLDEN | RB | New England Patriots  
 A.J. BROWN | WR | Tennessee Titans  
 \*CODY CORE | WR | New York Giants  
 JOSIAH COATNEY | DL | San Francisco 49ers  
 EVAN ENGRAM | TE | New York Giants  
 WOODROW HAMILTON | NT | Carolina Panthers  
 MYLES HARTSFIELD | CB | Carolina Panthers  
 MARQUIS HAYNES | DL | Carolina Panthers  
 MIKE HILTON | DB | Pittsburgh Steelers  
 D.J. JONES | DT | San Francisco 49ers  
 BENITO JONES | DT | Miami Dolphins  
 DAWSON KNOX | TE | Buffalo Bills  
 \*GREG LITTLE | OL | Carolina Panthers  
 \*BOBBY MASSIE | OL | Chicago Bears  
 D.K. METCALF | WR | Seattle Seahawks  
 DONTÉ MONCRIEF | WR | New England Patriots  
 A.J. MOORE | DB | Houston Texans  
 C.J. MOORE | DB | Detroit Lions  
 JAVON PATTERSON | OG | Cleveland Browns  
 SCOTTIE PHILLIPS | RB | Houston Texans  
 BREELAND SPEAKS | DE | Dallas Cowboys  
 JORDAN TA'AMU | QB | Detroit Lions  
 LAQUON TREADWELL | WR | Atlanta Falcons  
 LAREMY TUNSIL | OL | Houston Texans  
 \*KEN WEBSTER | DB | San Francisco 49ers  
 JORDAN WILKINS | RB | Indianapolis Colts

\* On Injured Reserve  
 ^ Opted Out

### FIRST-TIME STARTERS

Sixteen different Rebels have started their first game in an Ole Miss uniform this season: **Nick Broeker** (OL), **Sincere David** (NT), **A.J. Finley** (FS), **Daylen Gill** (LB), **Jakorey Hawkins** (CB), **KD Hill** (NT), **Jeremy James** (OL), **Casey Kelly** (TE), **Deane Leonard** (CB), **Brandon Mack** (Buck), **Reece McIntyre** (OL), **Hal Northern** (DE), **Otis Reese** (DB), **Tavius Robinson** (Buck), **Caleb Warren** (OL), **Kenny Yeboah** (TE). QB **John Rhys Plumlee**, who started eight games at quarterback in 2019, registered his first career start at wide receiver in the season opener vs. Florida.

### 4TH AND GOING FOR IT

On average, Ole Miss goes for it on fourth down 3.4 times per game, the most of any team in the country. Ole Miss has 31 fourth down attempts on the season, the fourth-most in the country and the most by any team who has played nine games or less. The Rebels are 20 for 31 on fourth down conversions (.645) in 2020.

### REBELS REPRESENTED ON ALL-AMERICAN, ALL-SEC TEAMS

Several Rebels have recently garnered both All-American and All-Southeastern Conference accolades for their 2020 performances.

#### Elijah Moore, WR

- All-American First Team (Associated Press, Pro Football Focus)
- All-SEC First Team (Coaches, Associated Press, Pro Football Focus)

#### Jerrion Ealy, RB

- All-American Third Team: Running Back (Pro Football Focus)
- All-SEC Second Team: All-Purpose (Coaches, Associated Press)
- All-SEC Second Team: Running Back (Pro Football Focus)

#### Matt Corral, QB

- All-SEC Third Team (Pro Football Focus)

### STRONGER TOGETHER INITIATIVE

During the 2020-21 academic year, college and university athletics programs in Mississippi will incorporate a special logo on their uniforms, equipment, warm-up gear or bags. The logo will serve as a visual representation of the state's schools coming together and will feature school-specific branding with the words "Stronger Together" inside the outline of Mississippi. Alcorn State, Blue Mountain College, Delta State, Jackson State, Millsaps College, Mississippi College, Mississippi State, Ole Miss, Southern Miss, Millsaps College, Mississippi University for Women, Mississippi Valley State, Rust College, Tougaloo College and William Carey University are among the schools that are taking part in the "Stronger Together" initiative this season.

### PRO BOWL REBELS

Since 2002

2002 Deuce McAllister, RB, New Orleans\*  
 Tim Bowens, DT, Miami Dolphins  
 2003 Deuce McAllister, RB, New Orleans\*  
 2005 Derrick Burgess, DE, Oakland Raiders  
 2006 Derrick Burgess, DE, Oakland Raiders  
 2007 Patrick Willis, LB, San Francisco 49ers\*  
 2008 Eli Manning, QB, New York Giants  
 Patrick Willis, LB, San Francisco 49ers  
 2009 Patrick Willis, LB, San Francisco 49ers\*  
 2010 Patrick Willis, LB, San Francisco 49ers\*  
 2011 Eli Manning, QB, New York Giants  
 Mike Wallace, WR, Pittsburgh Steelers  
 Patrick Willis, LB, San Francisco 49ers\*  
 2012 Eli Manning, QB, New York Giants  
 Patrick Willis, LB, San Francisco 49ers\*  
 2013 Greg Hardy, DE, Carolina Panthers\*  
 Dexter McCluster, KR, Kansas City Chiefs\*  
 Patrick Willis, LB, San Francisco 49ers  
 2015 Eli Manning, QB, New York Giants  
 2019 Laremy Tunsil, OL, Houston Texans  
 2020 A.J. Brown, WR, Tennessee Titans  
 Evan Engram, TE, New York Giants  
 D.K. Metcalf, WR, Seattle Seahawks  
 Laremy Tunsil, OL, Houston Texans

\*All-Pro selection

### KIFFIN'S WEEKLY RADIO SHOW ON THURSDAYS

RebTalk, the official weekly radio show of Ole Miss Athletics, is moving to a new day and location for this season. RebTalk will be broadcast each Thursday this fall at Bouré in downtown Oxford from 6-7 p.m. The show, which is hosted by the "Voice of the Rebels" **David Kellum** and includes special guests, will air live on the Ole Miss IMG Sports Network. Ole Miss Football head coach **Lane Kiffin** and select players will join the broadcast each Thursday throughout the season.

### SEC CREATES COUNCIL ON RACIAL EQUITY, SOCIAL JUSTICE

The Southeastern Conference recently announced the creation of the SEC Council on Racial Equity and Social Justice, a league-wide body consisting of a diverse group of student-athletes, administrators, coaches and SEC staff. LB **MoMo Sanogo** and punter **Mac Brown** will represent Ole Miss on the council that will identify resources, outline strategies and assist with implementation of efforts that, when taken together, will promote racial equity and social justice. The council will also foster diversity, helping overcome racism and pursuing non-discrimination in intercollegiate athletics.

### THE OLE MISS NICKNAME

The University's nickname, Ole Miss, became part of the institution over 100 years ago, in 1896, when it was selected in a contest held to identify a new student publication, the yearbook. It was suggested by Miss Elma Meek of Oxford. Each succeeding issue of the annual has been given this copyrighted identity. The name gradually became synonymous with the University and is now a treasured segment of University history.

### THE RED & BLUE COLORS

In 1893, when Ole Miss' first football team was in training for a five-game season, Dr. A.L. Bondurant, organizer and manager-coach, later recalled that "the team had much discussion as to the colors that should be adopted, but it was finally suggested by the manager that the union of the Crimson of Harvard and the Navy Blue of Yale would be very harmonious, and that it was well to have the spirit of both of these good colleges." These were adopted as the football colors, and have since been adopted by the University as its athletic colors.

## OFFENSIVE NOTES

- Ole Miss ranks top 20 in the FBS in nine separate offensive categories: total offense (562.4), scoring offense (40.7), rushing offense (217.7), passing offense (344.8), passing yards per completion (14.99), team passing efficiency (183.5), completion percentage (.714), first downs offense (249), and third down conv. (.504).
- The Rebels broke the SEC record for total offense in conference games (562.4 ypg), besting LSU's mark of 550.0 yards per game set last season during the Tigers' run to a national title.
- On average, Ole Miss goes for it on fourth down 3.4 times per game, the most of any team in the country.
- The Rebels have 184 plays of 10 or more yards and are the only team in the FBS with 155-plus such plays in nine or less games.
- Six different Rebels have made their first career starts on offense this season: **[Nick Broeker (OL), Jeremy James (OL), Casey Kelly (TE), Reece McIntyre (OL), Caleb Warren (OL), Kenny Yeboah (TE)]**.
- Seven offensive players have made their Ole Miss debut in 2020: **[Eli Acker (OL), Kentrel Bullock (RB), Carter Colquitt (OL), Henry Parrish Jr. (RB), Chase Rogers (TE), Urriah Shephard (RB), Kenny Yeboah (TE)]**.
- WR **Elijah Moore** and TE **Kenny Yeboah** have elected to forgo the remaining games of their Rebel football careers in order to begin preparation for the 2021 NFL Draft.
- QB **Matt Corral** ranks No. 1 in FBS in total offense per game (384.9.9) No. 5 in passing yards per game (332.8), No. 6 in passing TDs (27), No. 8 in passing yards per completion (14.9) and No. 8 in passing efficiency (182.2).
- Corral needs just five more yards to become just the fifth Rebel ever to pass for more than 3,000 yards in a season.
- RB **Jerriion Ealy**'s nine rushing touchdowns are the fifth-most in the SEC and No. 22 in FBS.
- Ealy recently earned third team All-America honors from Pro Football Focus and All-SEC second team honors from the league's coaches, Associated Press and PFF.
- WR **Dontario Drummond** ranks No. 8 in the SEC with six receiving touchdowns on the season.

## DEFENSIVE NOTES

- The Rebel defense has forced a turnover in eight of its nine games this season.
- DB **A.J. Finley** leads the Rebels with three interceptions on the season.
- LB **Jacquez Jones** ranks No. 13 in the SEC with 7.8 tackles per game.
- Ten different Rebels have made their first career starts on defense this season: **[Sincere David (NT), A.J. Finley (FS), Daylen Gill (LB), Jakorey Hawkins (CB), KD Hill (NT), Deane Leonard (CB), Brandon Mack (Buck), Hal Northern (DE), Otis Reese (DB), Tavius Robinson (Buck)]**.
- Fifteen defensive players have made their Ole Miss debut this season: **[Derek Bermudez (DB), Marc Britt (DB), Jakivuan Brown (LB), Demon Clowney (OLB), Lakevias Daniel (DB), Jalen Denton (DB), Daylen Gill (LB), Cedric Johnson (OLB), Austin Keys (LB), Deane Leonard (DB), Brandon Mack (OLB), Otis Reese (DB), Jamar Richardson (DB), Tavius Robinson (OLB), Jakwaize Walker (DB)]**.

## SPECIAL TEAMS NOTES

- P **Mac Brown** is averaging 46.4 yards per punt.
- Ten of Brown's 24 punts have gone for 50 or more yards.
- K **Luke Logan** currently sits fourth in the Ole Miss career record books in PATs (132) and fifth in points kicking (249).
- Jerriion Ealy** has two career kick returns for touchdowns, including a 100-yard return vs. LSU ... It was the sixth 100-yard touchdown return in school history and the longest since 2012 (Jaylen Walton vs. Texas, 100 yards).
- Ole Miss ranks No. 14 nationally in kickoff return defense (17.1) and No. 24 in kick return average (23.8).

## DEGREES IN HAND

Earning a degree from the University of Mississippi is one of the top priorities for Ole Miss student-athletes. Eleven current Rebels have already accomplished that goal and will participate in the Outback Bowl.

- Ryder Anderson, DL - Integrated Marketing Communications
- Ben Brown, OL - Exercise Science
- Mac Brown, P - Integrated Marketing Communications
- Jared Farlow, WR - Exercise Science
- Jaylon Jones, DB - Multi-Disciplinary Studies
- Luke Logan, K - Accountancy
- Royce Newman, OL - Criminal Justice
- Hal Northern, DT - Multi-Disciplinary Studies
- D'Vaughn Pennamon, TE - Criminal Justice
- Jack Propst, LS - Marketing & Corporate Relations
- MoMo Sanogo, LB - Managerial Finance



## LANDSHARK

At Ole Miss, Landshark is a term that was first adopted by the Rebel football team's defensive unit. As part of that identity, defensive players celebrate big plays by putting a hand to their forehead in the shape of a shark fin. A battle cry of "Fins Up" also contributes to the players' persona. With the popularity of both the players and the hand gesture, Ole Miss fans and student-athletes from other sports embraced the spirit of the Landshark, and in October 2017, the university announced the Landshark as the official mascot of the Ole Miss Rebels.

Tony, Ole Miss' new on-field mascot, was unveiled Aug. 11 at the annual Meet the Rebels event and has roamed the sideline since.

Roots of the Landshark at Ole Miss date back to 2008. After four straight losing seasons, the Rebel football team returned to national prominence with a 9-4 record and a victory over 7th-ranked Texas Tech in the Cotton Bowl. Leading the charge was a defensive squad that ranked fourth in the nation in rushing defense.

The term Landshark originated that season from senior linebacker Tony Fein, an Army veteran who served a one-year tour in the Iraq War before arriving in Oxford. A two-year letterman after transferring from Scottsdale (Ariz.) Community College, Fein was the 2008 recipient of the Pat Tillman Award by the Military Order of the Purple Heart. Fein passed away in October 2009, but his legacy at Ole Miss continues through the Landshark.

## QUICK FACTS

School: Ole Miss (University of Mississippi)  
 Nickname: Rebels  
 Location: Oxford, Mississippi  
 Founded: Nov. 6, 1848  
 Enrollment: 21,676  
 Colors: Cardinal Red (PMS 186) and Navy Blue (PMS 2767)  
 Mascot: Tony the Landshark  
 Conference: Southeastern (Western Division)  
 Stadium: Vaught-Hemingway Stadium/Hollingsworth Field  
 Capacity: 16,000 (under 2020 COVID guidelines)  
 Playing Surface: Natural Grass  
 Athletics Director: Keith Carter  
 Athletics Department Phone: (662) 915-7241  
 University Website: [www.OleMiss.edu](http://www.OleMiss.edu)  
 Athletics Website: [www.OleMissSports.com](http://www.OleMissSports.com)  
 Gameday/Ticketing Website: [www.OleMissGameday.com](http://www.OleMissGameday.com)

## THE REBEL RECORD

First Year of Football: 1893  
 Number of Years Playing Football: 126  
 All-Time Overall Record: 646-537-35  
 All-Time Bowl Record: 23-13  
 All-Time Overtime Record: 7-9  
 Longest Undefeated Streak: 21 games, 1959-61  
 Consecutive Victories: 13 games, 1955-56  
 Consecutive Bowl Victories: 6, 2002-04-09-10-13-13  
 Consecutive Bowl Games: 15 seasons - 1957-71



### UNDER KIFFIN

Category	Career
Record	4-5
SEC	4-5
vs. SEC West	1-4
vs. SEC East	3-1
Non-Conference	0-0
Home	2-3
Away	2-2
Neutral	0-0
Day Games	3-4
Night Games (6 p.m. start or later)	1-1
vs. Top 25 teams	0-2
TV games	4-5
on SEC Network	4-3
on SEC Network Alternate	0-0
on ESPN	0-2
on ESPN2	0-0
on ESPNU	0-0
on CBS	0-0
on ABC	0-0
When scoring first	3-2
When opponents score first	1-3
When leading at halftime	3-0
When trailing at halftime	1-3
When tied at halftime	0-2
When leading after third quarter	3-0
When trailing after third quarter	1-4
When tied after third quarter	0-1
In overtime games	1-0
When scoring less than 20 points	0-0
When scoring 20+ points	4-5
When scoring 30+ points	4-3
When allowing less than 20 points	0-0
When allowing 20+ points	4-5
When allowing 30+ points	2-5
When rushing for <100 yards	0-0
When rushing for 100+ yards	4-5
When rushing for 200+ yards	0-4
When passing for 200+ yards	4-5
When passing for 250+ yards	4-3
When passing for 300+ yards	4-2
When totaling <300 yds total offense	0-0
When gaining 300+ yds total offense	4-5
When allowing <100 yds rushing	1-0
When allowing 100+ yds rushing	3-5
When allowing 200+ yds rushing	2-2
When allowing <200 yds passing	1-1
When allowing 200+ yards passing	3-4
When allowing 250+ yards passing	3-3
When allowing 300+ yards passing	2-3
When allowing <300 yds total offense	0-0
When allowing 300+ yds total offense	4-5
When having a 100-yard rusher	0-3
When opp. has a 100-yard rusher	1-2
When having no turnovers	2-1
When having less than 3 turnovers	4-3
When having 3 or more turnovers	0-2
When having no takeaways	0-1
When having <3 takeaways	3-4
When having 3 or more takeaways	1-0
When having more than 30:00 TOP	1-2
When having less than 30:00 TOP	3-3

### OLE MISS ACTIVE CAREER LEADERS

MOST GAMES PLAYED		
Luke Logan	45	
Jack Propst	45	
CONSECUTIVE GAMES PLAYED		
Luke Logan	45	
Jack Propst	45	
MOST STARTS		
Ben Brown	33	
CONSECUTIVE STARTS		
Ben Brown	33	
PASSING YARDS		
Matt Corral	323-of-482	4,596 yards
John Rhys Plumlee	83-of-156	971 yards
RUSHING YARDS		
Jerrion Ealy	251 attempts	1,485 yards
John Rhys Plumlee	178 attempts	1,113 yards
Snoop Conner	162 attempts	890 yards
Matt Corral	164 attempts	687 yards
Henry Parrish	39 attempts	200 yards
RECEIVING YARDS		
Braylon Sanders	43 catches	904 yards
Jonathan Mingo	33 catches	521 yards
Dontario Drummond	30 catches	495 yards
Jerrion Ealy	32 catches	327 yards
TOUCHDOWNS		
Matt Corral	44	37 passing 7 rushing
Jerrion Ealy	19	15 rushing 2 receiving 2 return
John Rhys Plumlee	17	12 rushing 5 passing
Snoop Conner	12	12 rushing
Dontario Drummond	6	6 receiving
Braylon Sanders	6	6 receiving
Jonathan Mingo	4	4 receiving
Henry Parrish	2	2 rushing
Jaylon Jones	2	2 return

### 2020 GAME CAPTAINS

UF: Elijah Moore, Ben Brown, Jaylon Jones  
 UK: Nick Broeker, Matt Corral, Keidron Smith  
 ALA: Jonathan Mingo, Tariqious Tisdale, Kenny Yeboah  
 ARK: Jerrion Ealy, Luke Logan, Royce Newman  
 AUB: Ryder Anderson, Nick Broeker, Jacquez Jones  
 VAN: Royce Newman, Braylon Sanders, Sam Williams  
 USC: Snoop Conner, Lakia Henry, Kenny Yeboah  
 MSU: Matt Corral, A.J. Finley, Elijah Moore, Royce Newman  
 TAM: Canceled  
 LSU: Nick Broeker, Jerrion Ealy, Otis Reese

### 2020 COIN TOSSES

	Coin Toss	Game Result
UF:	Lost	L, 34-51
UK:	Won	W, 42-41 (OT)
ALA:	Lost	L, 48-63
ARK:	Won	L, 21-33
AUB:	Lost	L, 28-35
VAN:	Won	W, 54-21
USC:	Lost	W, 59-42
MSU:	Won	W, 31-24
TAM:	Canceled	
LSU:	Lost	L, 48-53

### HOTTY TODDY

The popular Ole Miss cheer goes like this:

*Are You Ready?  
 Hell Yeah! Damn Right!  
 Hotty Toddy, Gosh Almighty,  
 Who The Hell Are We? Hey!  
 Flim Flam, Bim Bam  
 Ole Miss By Damn!*

### CAREER STARTS BY POSITION

#### OFFENSE

**QB**  
 Corral (13)  
 Plumlee (8)

**RB**  
 Ealy (12)  
 Woullard (2)  
 Conner (1)

**WR**  
 Mingo (19)  
 Drummond (18)  
 Sanders (8)

**TE**  
 Kelly (1)

**LT**  
 Broeker (9)

**LG**  
 Newman (12)  
 Warren (7)  
 McIntyre (2)

**C**  
 B. Brown (9)

**RG**  
 B. Brown (24)  
 James (9)

**RT**  
 Newman (9)

#### DEFENSE

**DE**  
 Anderson (9)  
 T. Tisdale (6)  
 Northern (1)

**DT**  
 Anderson (5)  
 Northern (3)

**NT**  
 Hill (7)  
 David (1)

**BUCK**  
 S. Williams (13)  
 T. Robinson (4)  
 Knox (2)  
 Mack (1)

**LB**  
 Sanogo (19)  
 Henry (19)  
 Jac. Jones (18)

**STAR**  
 Jordan (5)  
 Reese (2)  
 Stanley (1)  
 Gill (1)

**FS**  
 Finley (8)  
 Jay. Jones (7)

**SS**  
 J. Haynes (16)  
 Jay. Jones (3)  
 Stanley (2)

**CB**  
 Smith (22)  
 Hawkins (6)  
 Jay. Jones (6)  
 Richardson (2)  
 Leonard (1)

## CFB PLAYOFF RANKINGS

Dec. 20

Rank	Team	Record
1	<b>Alabama</b>	<b>11-0</b>
2	Clemson	10-1
3	Ohio State	6-0
4	Notre Dame	10-1
5	<b>Texas A&amp;M</b>	<b>8-1</b>
6	Oklahoma	8-2
7	<b>Florida</b>	<b>8-3</b>
8	Cincinnati	9-0
9	<b>Georgia</b>	<b>7-2</b>
10	Iowa State	8-3
11	Indiana	6-1
12	Coastal Carolina	11-0
13	North Carolina	8-3
14	Northwestern	6-2
15	Iowa	6-2
16	BYU	10-1
17	USC	5-1
18	Miami	8-2
19	Louisiana	9-1
20	Texas	6-3
21	Oklahoma State	7-3
22	San Jose State	7-0
23	NC State	8-3
24	Tulsa	6-2
25	Oregon	4-2

## ASSOCIATED PRESS POLL

Dec. 20

Rank	Team	Record	Points
1	<b>Alabama (62)</b>	<b>10-0</b>	<b>1550</b>
2	Clemson	9-1	1482
3	Ohio State	5-0	1424
4	Notre Dame	10-0	1338
5	<b>Texas A&amp;M</b>	<b>7-1</b>	<b>1297</b>
6	Cincinnati	8-0	1262
7	Indiana	6-1	1123
8	Oklahoma	7-2	1088
9	Coastal Carolina	11-0	1024
10	<b>Florida</b>	<b>8-2</b>	<b>1001</b>
11	<b>Georgia</b>	<b>7-2</b>	<b>959</b>
12	Iowa State	8-2	845
13	BYU	10-1	779
14	North Carolina	8-3	685
15	Northwestern	6-1	691
16	Louisiana	9-1	666
17	Iowa	6-2	556
18	Miami	8-2	475
19	San Jose State	6-0	372
20	Texas	6-3	291
21	USC	5-0	276
22	Tulsa	6-1	274
23	Liberty	9-1	207
24	NC State	8-3	181
25	Oregon	5-0	126

*Others receiving votes: Oklahoma State (115), Army (36), Buffalo (15), UCF (14), Marshall (13), Ball State (11), Washington (7), UAB (5), TCU (4), Memphis (2), Colorado (1)*

## COACHES POLL

Dec. 20

Rank	Team	Record	Points
1	<b>Alabama (61)</b>	<b>11-0</b>	<b>1548</b>
2	Clemson	10-1	1403
3	Ohio State	6-0	1381
4	Notre Dame	10-1	1481
5	<b>Texas A&amp;M</b>	<b>8-1</b>	<b>1292</b>
6	Cincinnati	9-0	1213
7	Oklahoma	8-2	933
8	Indiana	6-1	1088
9	<b>Georgia</b>	<b>7-2</b>	<b>1038</b>
10	<b>Florida</b>	<b>8-3</b>	<b>912</b>
11	Coastal Carolina	11-0	884
12	Iowa State	8-3	1065
13	Northwestern	6-2	779
14	North Carolina	8-3	626
15	BYU	10-1	616
16	Iowa	6-2	526
17	Louisiana	9-1	510
18	Miami	8-2	488
19	USC	5-1	798
20	San Jose State	7-0	127
21	Oklahoma State	7-3	189
22	NC State	8-3	185
23	Liberty	9-1	194
24	Texas	6-3	176
25	Tulsa	6-2	365

*Others receiving votes: Oregon (115), Army (61), Auburn (27), Colorado (16), Ball State (13), Washington (11), Wisconsin (10), SMU (10), Buffalo (9) UAB (5), Boise State (4), Utah (2), Nevada (2)*

## HONORS

## NICK BROEKER, OL

- SEC Co-Offensive Lineman of the Week (Nov. 14)

## BEN BROWN, OL

- Rimington Trophy Watch List
- Preseason All-SEC Third Team (Athlon)

## MAC BROWN, P

- Wuerffel Trophy Semifinalist
- Burlsworth Trophy Nominee
- SEC Community Service Team
- SEC Special Teams Player of the Week (Oct. 6)
- Preseason All-SEC Third Team (Coaches)
- Preseason All-SEC Fourth Team (Athlon)

## MATT CORRAL, QB

- All-SEC Third Team (Pro Football Focus)
- Manning Award Finalist
- Davey O'Brien Award Semifinalist
- Maxwell Award Watch List
- SEC Co-Offensive Player of the Week (Nov. 14)
- Davey O'Brien Award Great 8 (Nov. 14)
- Manning Award Star of the Week (Nov. 14)
- CFPA HM National Performer of the Week (Nov. 14)
- Davey O'Brien National QB of the Week (Oct. 31)
- Davey O'Brien Award Great 8 (Oct. 31)
- Walter Camp Offensive Player of the Week (Oct. 31)
- Manning Award Star of the Week (Oct. 31)
- SEC Offensive Player of the Week (Oct. 31)
- Pro Football Focus National Team of the Week (Oct. 31)
- Manning Award Star of the Week (Oct. 6)
- Davey O'Brien Award Great 8 (Oct. 6)
- CFPA National Performer of the Year Trophy Watch List

## JERRION EALY, RB

- All-American Third Team (Pro Football Focus)
- All-SEC Second Team: AP (Coaches, Associated Press)
- All-SEC Second Team: RB (Pro Football Focus)
- Doak Walker Award Watch List
- Paul Hornung Award Watch List
- Preseason All-SEC First Team: AP (Athlon, SI)
- Preseason All-SEC First Team: KR (Athlon, Phil Steele)
- Preseason All-SEC Second Team: AP (Lindy's)
- Preseason All-SEC Second Team: KR (SI, Coaches)
- Preseason All-SEC Third Team: RB (Phil Steele, Coaches)
- Preseason All-SEC Third Team: AP (Coaches)
- No. 7 ranked All-Purpose Player (Lindy's)

## LAKIA HENRY, LB

- Butkus Award Watch List
- 2021 Reese's Senior Bowl Top 250

## JEREMY JAMES, OL

- Freshman All-American First Team (The Athletic)

## ELIJAH MOORE, WR

- All-American First Team (Associated Press, Sporting News, PFF)
- All-SEC First Team (Associated Press, Coaches, Pro Football Focus)
- Biletnikoff Award Finalist
- Maxwell Award Semifinalist
- Paul Hornung Award Honor Roll (Nov. 14)
- Pro Football Focus National Team of the Week (Oct. 31)
- Pro Football Focus National Team of the Week (Sept. 26)
- Preseason All-SEC Second Team (Sports Illustrated)
- Preseason All-SEC Third Team (Phil Steele, Coaches)
- Preseason All-SEC Fourth Team (Athlon)

## ROYCE NEWMAN, OL

- 2021 Reese's Senior Bowl Top 250

## JACK PROPST, LS

- Preseason All-SEC Fourth Team (Athlon)

## MOMO SANOGO, LB

- Preseason All-SEC Fourth Team (Athlon)

## TARIQIOUS TISDALE, DL

- 2021 Reese's Senior Bowl Top 250

## SAM WILLIAMS, OLB

- Preseason All-SEC Third Team (Lindy's, Phil Steele)

## KENNY YEBOAH, TE

- John Mackey Award Watch List



### OLE MISS RECORD BOOK UPDATES

#### TEAM - SEASON

##### TOTAL OFFENSE - PER GAME

Year	Avg.
<b>1. 2020</b>	<b>562.4</b>
2. 2015	517.8
3. 2018	510.5
4. 2013	473.3
5. 2016	464.3
6. 2017	462.3
7. 2019	445.2
8. 2003	433.2
9. 2012	423.8
10. 1961	419.2

##### TOTAL OFFENSE - AVG. PER PLAY

Year	Avg.
<b>1. 2020</b>	<b>7.1</b>
2018	7.1
2015	7.1
4. 2017	6.9
5. 1961	6.3
6. 2016	6.2
2008	6.2
8. 2019	6.0
2003	6.0
2013	6.0
2014	6.0

##### PASSING YARDS - PER GAME

Year	Yds.
1. 2018	346.4
<b>2. 2020</b>	<b>344.8</b>
3. 2015	334.7
4. 2017	328.4
5. 2016	314.9
6. 2003	286.0
7. 2013	283.3
8. 2001	270.7
9. 2002	264.4
10. 2014	263.6

##### PASSING TOUCHDOWNS

Year	Yds.
1. 2015	35
2. 2003	31
2001	31
<b>4. 2020</b>	<b>28</b>
2017	28
6. 2008	27
2016	27
8. 2014	24
2013	24
2012	24

#### INDIVIDUAL - SEASON

##### PASSING YARDS

Player, Year	Yds
1. Chad Kelly, 2015	4042
2. Jordan Ta'amu, 2018	3918
3. Eli Manning, 2003	3600
4. Eli Manning, 2002	3401
5. Bo Wallace, 2013	3346
6. Bo Wallace, 2014	3194
<b>7. Matt Corral, 2020</b>	<b>2995</b>
8. Bo Wallace, 2012	2994
9. Eli Manning, 2001	2948
10. Jevan Snead, 2008	2762

##### PASSING TOUCHDOWNS

Player, Year	No.
1. Eli Manning, 2001	31
Chad Kelly, 2015	31
3. Eli Manning, 2003	29
<b>4. Matt Corral, 2020</b>	<b>27</b>
5. Jevan Snead, 2008	26
6. Bo Wallace, 2014	22
Bo Wallace, 2012	22
8. Eli Manning, 2002	21
9. Charlie Conerly, 1947	20
Jevan Snead, 2009	20

##### 300-YARD PASSING GAMES

Player, Year	No.
1. Jordan Ta'amu, 2018	9
2. Chad Kelly, 2015	8
<b>3. Matt Corral, 2020</b>	<b>6</b>
4. Shea Patterson, 2017	5
5. Chad Kelly, 2016	4
Bo Wallace, 2014	4
Bo Wallace, 2013	4
Eli Manning, 2003	4
Eli Manning, 2002	4

##### RECEPTIONS

Player, Year	No.
<b>1. Elijah Moore, 2020</b>	<b>86</b>
2. A.J. Brown, 2018	85
3. Laquon Treadwell, 2015	82
4. Chris Collins, 2003	77
5. A.J. Brown, 2017	75
6. Laquon Treadwell, 2013	72
7. Shay Hodge, 2009	70
8. Elijah Moore, 2019	67
9. Donte Moncrief, 2012	66
10. Evan Engram, 2016	65
DaMarkus Lodge, 2018	65

##### RECEIVING YARDS

Player, Year	No.
1. A.J. Brown, 2018	1320
2. A.J. Brown, 2017	1252
<b>3. Elijah Moore, 2020</b>	<b>1193</b>
4. Laquon Treadwell, 2015	1153
5. Shay Hodge, 2009	1135
6. Donte Moncrief, 2012	979
7. Chris Collins, 2003	949
8. Donte Moncrief, 2013	938
9. Evan Engram, 2016	926
10. DaMarkus Lodge, 2018	877

##### RECEIVING TOUCHDOWNS

Player, Year	No.
1. A.J. Brown, 2017	11
Laquon Treadwell, 2015	11
3. Donte Moncrief, 2012	10
Chris Collins, 2002	10
5. Grant Heard, 2000	9
Ken Toler, 1980	9
<b>7. Elijah Moore, 2020</b>	<b>8</b>
Evan Engram, 2016	8
Shay Hodge, 2009	8
Shay Hodge, 2008	8
Roell Preston, 1994	8
Burney Veazey, 1972	8
Barney Poole, 1947	8
<b>-- Kenny Yeboah, 2020</b>	<b>6</b>

##### 100-YARD RECEIVING GAMES

Player, Year	No.
<b>1. Elijah Moore, 2020</b>	<b>6</b>
A.J. Brown, 2018	6
A.J. Brown, 2017	6
Laquon Treadwell, 2015	6
5. Donte Moncrief, 2013	5
Shay Hodge, 2009	5
7. Elijah Moore, 2019	4
Five Others	4

##### TOUCHDOWNS RESPONSIBLE FOR

Player, Year	No.
1. Chad Kelly, 2015	41
2. Eli Manning, 2003	32
<b>3. Matt Corral, 2020</b>	<b>31</b>
Bo Wallace, 2012	31
Eli Manning, 2001	31
6. Jevan Snead, 2009	29
Charlie Conerly, 1947	29
Bo Wallace, 2014	27
9. Jordan Ta'amu, 2018	25
10. Chad Kelly, 2015	24
Bo Wallace, 2013	24

##### TOTAL AVERAGE PER PLAY

Player, Year (Plays-Yards)	No.
<b>1. Matt Corral, 2020 (387-3464)</b>	<b>8.95</b>
2. Chad Kelly, 2015 (565-4542)	8.04
3. Jordan Ta'amu, 2017 (230-1847)	8.03
4. Jordan Ta'amu, 2018 (534-4260)	7.97
5. Chad Kelly, 2016 (409-3090)	7.56
6. Parker Hall, 1938 (207-1558)	7.53
7. Jevan Snead, 2008 (384-2822)	7.35
8. Shea Patterson, 2017 (307-2243)	7.31
9. Eli Manning, 2003 (489-3572)	7.30
10. Jevan Snead, 2009 (403-2733)	6.78

## OLE MISS RECORD BOOK UPDATES

## INDIVIDUAL - CAREER

## PASSING YARDS

Player, Years.....	Yds
1. Eli Manning, 2000-03.....	10,119
2. Bo Wallace, 2012-14.....	9534
3. Chad Kelly, 2015-16.....	6800
4. Romero Miller, 1997-2000.....	6311
5. Kent Austin, 1981-85.....	6184
6. Jordan Ta'amu, 2017-2018.....	5600
7. John Fourcade, 1978-81.....	5412
8. Jevan Snead, 2009-09.....	5394
9. Mark Young, 1985-88.....	4971
10. Archie Manning, 1968-70.....	4753
-- Matt Corral, 2018-Present.....	4596

## PASSING TOUCHDOWNS

Player, Years.....	No.
1. Eli Manning, 2000-03.....	81
2. Bo Wallace, 2012-14.....	62
3. Chad Kelly, 2015-16.....	50
4. Jevan Snead, 2008-09.....	46
5. Romaro Miller, 1997-2000.....	43
6. Matt Corral, 2018-Present.....	35
7. Archie Manning, 1968-70.....	31
Kent Austin, 1981-85.....	31
Mark Young, 1985-88.....	31
10. Jordan Ta'amu, 2017-18.....	30

## COMPLETION PERCENTAGE

Player, Years (Comp/Att).....	Pct.
1. Jordan Ta'amu, 2017-18 (381/591).....	64.5
2. Chad Kelly, 2015-16 (503/786).....	64.0
3. Bo Wallace, 2012-14 (747/1,186).....	63.0
4. Eli Manning, 2000-03 (829/1363).....	60.8
Stewart Partridge, 1994, 1996-97 (310/510).....	60.8
6. Kent Austin, 1981-85 (566/981).....	57.7
7. Josh Nelseon, 1994-95 (311/558).....	55.7
8. Jevan Snead, 2008-09 (375/678).....	55.3
9. Romaro Miller, 1997-2000 (497/902).....	55.1
10. John Fourcade, 1978-81 (445/819).....	54.3
-- Matt Corral, 2018-Present (322/482).....	66.8*

\* doesn't meet minimum 500 attempts

## CONSECUTIVE GAMES W/ A PASSING TOUCHDOWN

Player, Years.....	No.
1. Chad Kelly, 2015-16.....	22
2. Eli Manning, 2000-02.....	16
3. Jevan Snead, 2008-09.....	13
4. Matt Corral, 2018-Present.....	11
Bo Wallace, 2013-14.....	11
6. Jordan Ta'amu, 2017-18.....	8
Bo Wallace, 2012.....	8
Romaro Miller, 1999.....	8

## 300-YARD PASSING GAMES

Player, Years.....	No.
1. Jordan Ta'amu, 2017-18.....	12
Chad Kelly, 2015-16.....	12
3. Bo Wallace, 2012-14.....	11
4. Eli Manning, 2000-03.....	10
5. Shea Patterson, 2016-17.....	7
6. Matt Corral, 2018-Present.....	6
7. Romaro Miller, 1997-2000.....	3
Stewart Partridge, 1994, 1996-97.....	3
Archie Manning, 1968-70.....	3

## RECEPTIONS

Player, Years.....	No.
1. Laquon Treadwell, 2013-15.....	202
2. Chris Collins, 2000-03.....	198
3. Elijah Moore, 2018-2020.....	189
A.J. Brown, 2016-18.....	189
5. Shay Hodge, 2006-09.....	173
6. Evan Engram, 2013-16.....	162
7. Donte Moncrief, 2011-13.....	156
8. Bill Flowers, 2001-04.....	149
9. Grant Heard, 1996-2000.....	142
10. Ta'Boris Fisher, 1993-96.....	139

## RECEIVING YARDS

Player, Years.....	Yds
1. A.J. Brown, 2016-18.....	2984
2. Shay Hodge, 2006-09.....	2646
3. Chris Collins, 2000-03.....	2621
4. Laquon Treadwell, 2013-15.....	2393
5. Donte Moncrief, 2011-13.....	2371
6. Evan Engram, 2013-16.....	2320
7. Elijah Moore, 2018-2020.....	2302
8. Willie Green, 1986-89.....	2274
9. Grant Heard, 1996-2000.....	2029
10. J.R. Ambrose, 1984-87.....	2012

## RECEIVING TOUCHDOWNS

Player, Years.....	No.
1. Chris Collins, 2000-03.....	24
2. Shay Hodge, 2006-09.....	22
3. Laquon Treadwell, 2013-15.....	21
4. Donte Moncrief, 2011-13.....	20
5. A.J. Brown, 2016-18.....	19
6. Elijah Moore, 2018-2020.....	16
Grant Heard, 1996-2000.....	16
8. Evan Engram, 2013-16.....	15
Mike Wallace, 2005-08.....	15
10. D.K. Metcalf, 2016-18.....	14
DaMarkus Lodge, 2015-18.....	14

## 100-YARD RECEIVING GAMES

Player, Years.....	No.
1. A.J. Brown, 2016-18.....	12
2. Elijah Moore, 2018-2020.....	11
Chris Collins, 2000-03.....	11
4. Donte Moncrief, 2011-13.....	9
Laquon Treadwell, 2013-15.....	9
6. Evan Engram, 2013-16.....	7
7. Shay Hodge, 2006-09.....	6
Mike Wallace, 2005-08.....	6
9. Floyd Franks, 1968-70.....	5
Vince Sanders, 2011-14.....	4
D.K. Metcalf, 2016-18.....	4

## TOTAL OFFENSE

Player, Years.....	Yds
1. Bo Wallace, 2012-14.....	10,478
2. Eli Manning, 2000-03.....	9984
3. Chad Kelly, 2015-16.....	7632
4. John Fourcade, 1978-81.....	6713
5. Romaro Miller, 1997-2000.....	6413
6. Kent Austin, 1981-85.....	6179
7. Jordan Ta'amu, 2017-18.....	6107
8. Archie Manning, 1968-70.....	5576
9. Jevan Snead, 2009-09.....	5555
10. Matt Corral, 2018-Present.....	5283

## TOUCHDOWNS RESPONSIBLE FOR

Player, Years.....	No.
1. Eli Manning, 2000-03.....	86
2. Bo Wallace, 2012-14.....	82
3. Chad Kelly, 2015-16.....	65
4. Archie Manning, 1968-70.....	56
5. Jevan Snead, 2009-09.....	52
6. John Fourcade, 1978-81.....	47
7. Romaro Miller, 1997-2000.....	46
8. Matt Corral, 2018-Present.....	42
Deuce McAllister, 1997-2000.....	42
10. Charlie Conerly, 1942, 1946-47.....	40
Jordan Ta'amu, 2017-18.....	40

## SCORING

Player, Years.....	No.
1. Gary Wunderlich, 2014-16.....	350
2. Jonathan Nichols, 2001-04.....	344
3. Joshua Stene, 2006-09.....	310
4. Luke Logan, 2017-Present.....	249
5. Deuce McAllister, 1997-2000.....	246
Bryson Rose, 2009-12.....	243
7. Brian Lee, 1989-92.....	207
8. Bryan Owen, 1985-88.....	206
9. Brandon Bolden, 2008-11.....	198
10. Tim Montz, 1993-96.....	180

## FIELD GOALS MADE

Player, Years.....	No.
1. Gary Wunderlich, 2014-17.....	64
2. Jonathan Nichols, 2001-04.....	63
3. Joshua Shene, 2006-09.....	57
4. Bryson Rose, 2009-12.....	43
5. Brian Lee, 1989-92.....	41
6. Luke Logan, 2017-Present.....	39
7. Bryan Owen, 1985-88.....	38
8. Tim Montz, 1993-96.....	35
9. Hoppy Langley, 1976-79.....	34
10. Steve Lavinghouse, 1972-75.....	29

## PUNTING

Player, Years.....	Yds
1. Merle Hapes, 1939-41.....	46.0
2. Gary Wunderlich, 2014-17.....	44.8
3. Tyler Campbell, 2009-13.....	44.6
4. Bill Smith, 1983-86.....	44.3
5. Mac Brown, 2017-Present.....	43.5
6. Jim Miller, 1976-79.....	43.4
7. Charlie Connerly, 1946-47.....	43.0
Frank Lambert, 1962-64.....	43.0
9. Will Gleeson, 2014-16.....	42.6
10. Cody Ridgeway, 2001-04.....	42.1



**8 BOWL WINS**



**11 CONFERENCE TITLES**



**7 WINNING SEASONS**  
AS A HEAD COACH



**3 NATIONAL TITLES**

2003 - USC • 2004 - USC • 2015 - Alabama



## HEAD COACH LANE KIFFIN

Lane Kiffin, who won two Conference USA titles in three seasons at Florida Atlantic, was announced as the Rebels' 39th head coach on Dec. 7, 2019.

Kiffin, who arrives in Oxford after three seasons in the same position at FAU, has more than 10 years of head coaching experience, including eight years at the NCAA level where he has posted an all-time record of 61-34.

In December 2016, Kiffin took over an FAU program that had won a total of nine combined games over the previous three seasons. Kiffin proceeded to take the Owls to new heights over the last three years, including two conference titles and two 10-win seasons.

In his head coaching stops at USC, Tennessee and FAU, Kiffin has shown a propensity in helping turn programs around. In his first season at all three locations, Kiffin's team improved in win differential (+3.33), scoring (+10.2), passing (+34.5 ypg) and rushing (+51.3 ypg).

Kiffin led the Owls to a 10-3 record in 2019, including a 49-6 win over UAB in the Conference USA Championship Game. The Owls lead the nation in interceptions (19) and turnovers gained (29). FAU also leads C-USA in scoring offense (34.1), red zone offense (0.911), fumbles lost (3) and turnover margin (1.58).

In his first season in Boca Raton, Kiffin started 1-3 but reeled off a program-high 10 consecutive wins to finish the 2017 campaign at 11-3. The Owls' 11 victories were two more than the previous three seasons combined and earned the program votes in national polls. The seven-game improvement tied for the fifth-best turnaround in FBS history. Along the way, 41 individual or team records were amassed, and an FAU-record 21 players earned All-Conference USA recognition.

The Owls captured their second conference title in program history, the first since joining C-USA and first since 2007. FAU remained a perfect 3-0 in bowl play by defeating Akron in the Boca Raton Bowl, 50-3. Statistically, the Owls finished in the top-25 in 16 team categories, including: No. 2 in passes intercepted, No. 5 in first down offense, No. 6 in rushing offense, No. 8 in kickoff return defense, red zone offense and turnovers lost, and No. 9 in total offense and turnover margin (by comparison, FAU was No. 72 the previous season in total offense and No. 99 in turnovers gained).

Kiffin joined the FAU Owls after three seasons at the University of Alabama, where he served as the Tide's offensive coordinator and quarterbacks coach. He was a finalist for the Frank Broyles Award in 2014, which goes to the country's best assistant coach.

His final season with the Tide, Kiffin mentored Jalen Hurts, the first freshman to start at quarterback in head coach Nick Saban's career. Hurts finished 13-1 as the starting QB and guided Alabama to an SEC title and to the National Championship game. Hurts was a Freshman All-American, the SEC Offensive Player of the Year and the SEC Freshman of the Year. He was a finalist for the Manning Award, the Earl Campbell Tyler Rose Award, a semifinalist for the Walter Camp Player of the Year and the Davey O'Brien Award, presented annually to the nation's top quarterback.

He spent the previous three-plus seasons as the head coach at Southern California, where he compiled a record of 28-15. Kiffin's 2012 USC squad went 7-6 overall and 5-4 in the Pac-12 South, good for second place. Wide receiver Marquise Lee was a unanimous first team All-American and won the Biletnikoff Award while also being named the Pac-12 Offensive Player of the Year.

Kiffin led the Trojans to a 10-2 record in 2011 and a sixth-place finish in the final Associated Press poll. The team finished first in the Pac-12 South with a 7-2 mark. His 2011 USC offense produced a 3,500-yard passer, a pair of 1,000-yard receivers and a 1,000-yard rusher.

In his first year as the head coach at USC, Kiffin led the Trojans to an 8-5 record (5-4 Pac-10). Before his arrival, the Trojans were averaging 26.5 points per game in scoring offense and 389.1 yards per game in total offense. In his first two seasons, those numbers increased to 31.0 points per game and 431.5 yards in 2011 and 35.8 points and 456.8 yards in 2012.

Prior to his tenure at Southern California, Kiffin served as the head coach at Tennessee in 2009. He led the Volunteers to a second-place finish in the SEC East and an appearance in the Chick-fil-A Bowl. The Volunteers' offense jumped at least 34 places in every national statistical category over the 2008 figures. Tennessee improved from 17.3 to 29.3 points per game while going from 268.8 to 383.5 yards per game in total offense.

Kiffin came to Tennessee from the Oakland Raiders, where he served as head coach from 2007-08. At 31, he was the youngest head coach in the NFL's modern era. Oakland's offense significantly improved in his first year, up 7.2 points per game and 48.6 yards per game from 2006.

Kiffin graduated from Fresno State in 1998 after playing quarterback for three seasons (1994-96) for the Bulldogs. He began his coaching career as a student assistant at Fresno State under Pat Hill in 1997 and 1998. He moved on to Colorado State in 1999 as a graduate assistant. He spent the 2000 season as defensive quality control assistant with the Jacksonville Jaguars under Tom Coughlin.

Kiffin attended Bloomington Jefferson High in Bloomington, Minnesota, where he played football, basketball and baseball. He has two daughters, Landry and Presley, and one son, Knox.



## THE KIFFIN FILE

## PERSONAL INFORMATION

**BORN:** May 9, 1975

**EDUCATION:** Fresno State (1998)

**FAMILY:** Landry and Presley (daughters); Knox (son)

## COACHING EXPERIENCE

**Ole Miss** (Head Coach, 2019-Pres.)

**FAU** (Head Coach, 2017-19)

**Alabama** (Off. Coordinator/QBs, 2014-16)

**USC** (Head Coach, 2010-13)

**Tennessee** (Head Coach, 2009)

**Oakland Raiders** (Head Coach, 2007-08)

**USC** (Passing Game & Off. Coordinator, 2005-06)

**USC** (Wide Receivers, 2002-04)

**USC** (Tight Ends, 2001)

**Jacksonville Jaguars** (Off. Quality Control, 2000)

**Colorado State** (Graduate Assistant, 1999)

**Fresno State** (Student Assistant, 1997-98)

## COLLEGIATE HEAD COACHING RECORD

Year	School/Team	Record	Finish
2009	Tennessee	7-6	T-2nd SEC East
2010	USC	8-5	T-3rd Pac-10
2011	USC	10-2	1st Pac-12 South
2012	USC	7-6	T-2nd Pac-12 South
2013	USC	3-2	--
2017	FAU	11-3	1st C-USA East
2018	FAU	5-7	5th C-USA East
2019	FAU	10-3	1st C-USA East
2020	Ole Miss	4-5	5th SEC West
<b>Totals (9 seasons)</b>		<b>65-39 (.625)</b>	

## COACHING STAFF LOCATIONS

## On the field:

Lane Kiffin	Head Coach
Deke Adams	Defensive Line
Terrell Buckley	Cornerbacks
Randy Clements	Running Game Coord./Offensive Line
D.J. Durkin	Co-Defensive Coord./Linebackers
Joe Jon Finley	Passing Game Coord./Tight Ends
Blake Gideon	Special Teams Coord.
Derrick Nix	Wide Receivers
Kevin Smith	Running Backs
Jarred Gray	Defensive GA
Marquise Watson	Defensive GA

## In the press box:

Jeff Lebby	Offensive Coord./Quarterbacks
Chris Partridge	Co-Defensive Coord./Safeties
Alec Abeln	Offensive GA
Matt Holecsek	Offensive GA



**Terrell Buckley**  
Cornerbacks



**Randy Clements**  
Offensive Line



**D.J. Durkin**  
Co-Defensive Coord./  
Linebackers



**Joe Jon Finley**  
Passing Game Coord./  
Tight Ends



**Blake Gideon**  
Special Teams Coord.



**Jeff Lebby**  
Offensive Coord./  
Quarterbacks



**Derrick Nix**  
Wide Receivers



**Chris Partridge**  
Co-Defensive Coord./  
Safeties



**Kevin Smith**  
Running Backs



### THE LAST TIME

#### THE LAST TIME OLE MISS HAD ...

30 or more first downs	South Carolina, 2020 (31)
500 yards rushing	Auburn, 1951 (515)
400 yards rushing	LSU, 2019 (402)
300 yards rushing	LSU, 2020 (307)
200 yards rushing	LSU, 2020 (307)
400 yards passing	South Carolina, 2020 (513)
300 yards passing	Mississippi State, 2020 (387)
600 yards total offense	South Carolina, 2020 (708)
500 yards total offense	LSU, 2020 (558)
90 plays total offense	Arkansas, 2020 (91)
Four passes intercepted	LSU, 2020 (5)
Four pass interceptions	Boise State, 2014 (4)
10 sacks	Mississippi State, 2008 (11)
10 penalties	Vanderbilt, 2018 (10)
100 yards in penalties	LSU, 2018 (167)
50 points	Vanderbilt, 2020 (54)
99-yard scoring drive	New Mexico State, 2015 (3 plays; Eugene Brazley 78-yard run)
90-plus yard scoring drive	South Carolina, 2020 (94 yards, 2 plays; M. Corral 91 yd TD pass)

#### THE LAST TIME OLE MISS HELD ITS OPPONENT TO ...

Less than 10 first downs	Vanderbilt, 2014 (9)
10 first downs	Presbyterian, 2014 (10)
Negative yards rushing	Troy, 2013 (-13)
10 yards (or less) rushing	Tennessee, 2014 (0)
100 yards (or less) rushing	Mississippi State, 2020 (39)
Zero yards passing	Alabama, 1988
No pass completions	Alabama, 1988
10 yards (or less) passing	Georgia, 1977 (7)
100 yards (or less) passing	Wofford, 2016 (72)
Zero yards total offense	Sewanee, 1938
50 yards (or less) total offense	Mississippi State, 2008 (24)
75 yards (or less) total offense	Mississippi State, 2008 (24)
150 yards (or less) total offense	Memphis, 2014 (104)
200 yards (or less) total offense	New Mexico State, 2019 (193)
No touchdowns	New Mexico State, 2019 (3 points)

#### THE LAST TIME OLE MISS ...

Had two passers throw for 100 yards	Mississippi State, 2019 (Matt Corral 124, John Rhys Plumlee 121)
Had two passers complete 10 passes	ULM, 2018 (Jordan Ta'amu, 21-24, Matt Corral, 10-10)
Had two passers throw for 2+ touchdowns	ULM, 2018 (Jordan Ta'amu 3, Matt Corral 2)
Had three passers throw 1+ touchdowns	UT Martin, 2015 (Ryan Buchanan 2, Chad Kelly 2, DeVante Kincade 1)
Had two runners rush for 100 yards	Alabama, 2020 (Snoop Conner 128, Jerriion Ealy 120)
Had two receivers over 100 receiving yards	South Carolina, 2020 (Elijah Moore, 225, Braylon Sanders, 141)
Had three receivers over 100 receiving yards	ULM, 2018 (DaMarkus Lodge 179, A.J. Brown 133, D.K. Metcalf 115)
Had two receivers catch 10 passes	Arkansas, 2002 (Bill Flowers 11, Chris Collins 10)
Had four receivers catch five passes	Kentucky, 2017 (A.J. Brown 7, D.K. Metcalf 5, Van Jefferson 5, Dawson Knox 5, DaMarkus Lodge 5)
Completed a pass to at least 10 different receivers	Cal, 2019 (10)
Had a 100-yard rusher and a 100-yard receiver	Arkansas 2020 (E. Moore 113 yards receiving/J. Ealy 112 yards rushing)
Had two players with 200 all-purpose yards	Missouri, 2007 (BenJarvus Green-Ellis 226, Marshay Green 208)
Returned a punt for a TD	Texas, 2013 (Jeff Scott, 73 yards)
Returned a kickoff for a TD	LSU, 2020 (Jerriion Ealy, 100 yards)
Returned an interception for a TD	SIU, 2018 (Vernon Dasher, 88 yards)
Returned two interceptions for TDs	Fresno State, 2015 (Elston, 38 yards; C. Brown, 22 yards)
Returned a fumble for a TD	Texas A&M, 2018 (Zedrick Woods, 96 yards)
Recovered a fumble for a TD	Auburn, 2012 (C.J. Johnson)
Scored two defensive TDs	SIU, 2018 (Dasher, 88 yards; V. Evans, 56 yards)
Recovered four fumbles in a game	Texas A&M, 2012
Blocked a punt	UT Martin, 2017 (Ryder Anderson)
Blocked a punt for a TD	Mississippi State, 2013 (T. Grant recovered C. Moore's blocked punt)
Blocked an opponent's FG attempt	Arkansas, 2015 (Tony Bridges blocked Hedlund's 47-yard attempt)
Blocked an opponent's FG attempt for a TD	Louisiana Tech, 2007 (Brandon Jenkins blocked D. Horwedel's 36-yard attempt, Dustin Mouzon 55-yard return)
Blocked two opponent's FG attempts	Northern Arizona, 2009
Had a punt blocked	Alabama, 2019
Had a punt blocked for a TD	Alabama, 2019
Had a kickoff returned for a TD	South Carolina, 2018
Had a punt returned for a TD	Alabama, 2019

Had an interception returned for a TD	LSU, 2020
Had a fumble returned for a TD	Texas A&M, 2019
Missed a PAT kick	Vanderbilt, 2020
Had a PAT kick blocked	Auburn, 2016
Had a PAT kick blocked and returned for a two-point conversion	Auburn, 2009
Blocked an opponent's PAT kick	Florida, 2008 (Kentrell Lockett blocked J. Phillip's attempt)
A successful two-point conversion	Vanderbilt, 2020 (Matt Corral run, 3rd quarter)
Had a field goal attempt blocked	Texas A&M, 2019 (Luke Logan's 35-yard attempt)
Had two field goal attempts blocked	Kentucky, 2005 (Robert Bass' 39-yd attempt, Matt Hinkle's 44-yard attempt)
Gained a first down off a fake field goal attempt	Georgia, 1995
Scored a touchdown off a fake field goal attempt	Alabama, 2008 (Jason Cook 9-yard pass from Rob Park)
Gained a first down off a fake punt	Arkansas, 2020 (MoMo Sanogo 47-yard run)
Recovered an onside kick	Florida, 2020 (Jaylon Jones)
Shut out an opponent	Presbyterian, 2014 (48-0)
Was shut out	Arkansas, 2014 (30-0)
Played an overtime game	Kentucky, 2020 (W, 42-41)
Scored a safety	Vanderbilt, 2017 (Marquis Haynes sack and forced fumble, recovered by Vanderbilt in the end zone)
Scored 2 safeties in the same game	Northern Illinois, 1993 (team)
Gave up a safety	Memphis, 2019
Had no turnovers	Mississippi State, 2020
Had no penalties	Alabama, 2011
Defeated a nationally ranked team	Mississippi State, 2017 (31-28, #14 CFP; #16 AP; #17 Coaches)
Was ranked in top 25	Week 8, 2016 (#23 AP; #22 Coaches)
Ended the year ranked in top 25	2015 (#10 AP; #9 Coaches)

#### THE LAST TIME AN OLE MISS PLAYER ...

Rushed 30 times	BenJarvus Green-Ellis vs. Missouri, 2007 (33)
Rushed 25 times	John Rhys Plumlee vs. Alabama, 2019 (25)
Rushed for 250 yards	Dexter McCluster vs. Tennessee, 2009 (282)
Rushed for 200 yards	John Rhys Plumlee vs. LSU, 2019 (212)
Rushed for 150 yards	Matt Corral vs. LSU, 2020 (158)
Rushed for 100 yards	Matt Corral vs. LSU, 2020 (158)
Passed for 400 yards	Matt Corral vs. South Carolina, 2020 (513)
Passed for 300 yards	Matt Corral vs. Mississippi State, 2020 (385)
Attempted 50 passes	Jordan Ta'amu vs. Vanderbilt, 2017 (52)
Attempted 40 passes	Matt Corral vs. Cal, 2019 (41)
Attempted 30 passes	Matt Corral vs. Mississippi State, 2020 (36)
Completed 30 passes	Matt Corral vs. Vanderbilt, 2020 (31)
Completed 20 passes	Matt Corral vs. Mississippi State, 2020 (24)
Passed for 4 or more TDs	Matt Corral vs. South Carolina, 2020 (4)
Accounted for 6 or more TDs	Matt Corral vs. Vanderbilt, 2020 (6 passing)
Threw 3 or more interceptions	Matt Corral vs. LSU, 2020 (5)
Had 400 yards Total Offense	Matt Corral vs. LSU, 2020 (409)
Had 300 yards Total Offense	Matt Corral vs. LSU, 2020 (409)
Had 100 yards rushing and passing	Matt Corral vs. LSU, 2020 (158 rushing, 251 passing)
Had 100 yards rushing and receiving	Dexter McCluster vs. Arkansas, 2009 (123 rushing, 137 receiving)
Had 250 All-Purpose Yards	Elijah Moore vs. South Carolina, 2020 (270)
Had 200 All-Purpose Yards	Elijah Moore vs. South Carolina, 2020 (270)
Caught 10 passes	Elijah Moore vs. South Carolina, 2020 (13)
Caught 9 passes	Elijah Moore vs. South Carolina, 2020 (13)
Had 200 receiving yards	Elijah Moore vs. South Carolina, 2020 (225)
Had 100 receiving yards	Elijah Moore vs. Mississippi State, 2020 (139)
Scored 10 points kicking	Luke Logan vs. South Carolina, 2020 (10)
Scored 4 touchdowns rushing	John Rhys Plumlee vs. LSU, 2019 (4)
Scored 3 touchdowns rushing	John Rhys Plumlee vs. LSU, 2019 (4)
Scored 2 touchdowns rushing	Henry Parrish Jr., at LSU (2)
Scored 3 touchdowns receiving	Elijah Moore vs. Vanderbilt, 2020 (3)
Scored 2 touchdowns receiving	Braylon Sanders vs. LSU, 2020 (2)
Scored a touchdown passing and receiving	Laquan Treadwell at Memphis, 2015
Scored a touchdown rushing, passing and receiving	Bo Wallace vs. Auburn, 2012
Intercepted 3 passes	Don Price vs. Vanderbilt, 1986 (3)
Intercepted 2 passes	C.J. Moore vs. California, 2017 (2)
Forced 3 fumbles	Rory Johnson vs. Vanderbilt, 2006 (3)
Recovered 2 fumbles	Kentrell Lockett at Auburn, 2011 (2)
Punted for a 70-yard game average	Bill Smith vs. Southern Miss, 1984 (2-84.5)
Kicked a 45-yard Field Goal	Gary Wunderlich vs. Kentucky, 2017 (49)
Kicked a 50-yard Field Goal	Andrew Ritter vs. Idaho, 2013 (50)
Kicked five field goals in game	Luke Logan vs. Vanderbilt, 2018 (5)
Kicked four field goals in game	Luke Logan vs. Vanderbilt, 2018 (5)
Kicked three field goals in game	Luke Logan vs. Vanderbilt, 2018 (5)
Had 10 tackles in a game	Lakia Henry & Jacquez Jones vs. LSU, 2020 (12,10)
Had 15 tackles in a game	Lakia Henry vs. Vanderbilt, 2019 (15)



2020 OLE MISS REBEL FOOTBALL  
Ole Miss Game Results (as of Dec 22, 2020)  
All games



Date	Opponent		Score	Overall	Conference	Time	Attend
* Sep 26, 2020	#5 FLORIDA	L	35-51	0-1	0-1	3:34	13926
* Oct 03, 2020	at Kentucky	Wo	42-41	1-1	1-1	3:29	12000
* Oct 10, 2020	#2 ALABAMA	L	48-63	1-2	1-2	3:47	14419
* Oct 17, 2020	at Arkansas	L	21-33	1-3	1-3	3:20	16500
* Oct 24, 2020	AUBURN	L	28-35	1-4	1-4	3:10	15037
* Oct 31, 2020	at Vanderbilt	W	54-21	2-4	2-4	3:16	840
* Nov 14, 2020	SOUTH CAROLINA	W	59-42	3-4	3-4	3:21	13596
* Nov 28, 2020	MISSISSIPPI STATE	W	31-24	4-4	4-4	3:34	16218
* Dec 19, 2020	at LSU	L	48-53	4-5	4-5	3:58	21905





2020 OLE MISS REBEL FOOTBALL  
Ole Miss Overall Team Statistics (as of Dec 22, 2020)  
All games



Team Statistics	OM	OPP
SCORING	366	363
Points Per Game	40.7	40.3
Points Off Turnovers	35	65
FIRST DOWNS	249	248
Rushing	114	96
Passing	119	140
Penalty	16	12
RUSHING YARDAGE	1959	1901
Yards gained rushing	2207	2069
Yards lost rushing	248	168
Rushing Attempts	427	351
Average Per Rush	4.6	5.4
Average Per Game	217.7	211.2
TDs Rushing	22	26
PASSING YARDAGE	3103	2920
Comp-Att-Int	207-290-14	237-342-5
Average Per Pass	10.7	8.5
Average Per Catch	15.0	12.3
Average Per Game	344.8	324.4
TDs Passing	28	19
TOTAL OFFENSE	5062	4821
Total Plays	717	693
Average Per Play	7.1	7.0
Average Per Game	562.4	535.7
KICK RETURNS: #-Yards	19-453	21-359
PUNT RETURNS: #-Yards	5-32	5-54
INT RETURNS: #-Yards	5-21	14-204
KICK RETURN AVERAGE	23.8	17.1
PUNT RETURN AVERAGE	6.4	10.8
INT RETURN AVERAGE	4.2	14.6
FUMBLES-LOST	8-4	12-6
PENALTIES-Yards	52-437	45-436
Average Per Game	48.6	48.4
PUNTS-Yards	24-1114	34-1448
Average Per Punt	46.4	42.6
Net punt average	39.2	39.9
KICKOFFS-Yards	59-3312	66-3833
Average Per Kick	56.1	58.1
Net kick average	40.3	39.1
TIME OF POSSESSION/Game	28:15	31:45
3RD-DOWN Conversions	64/127	56/118
3rd-Down Pct	50%	47%
4TH-DOWN Conversions	20/31	10/14
4th-Down Pct	65%	71%
SACKS BY-Yards	14-73	17-96
MISC YARDS	0	0
TOUCHDOWNS SCORED	51	48
FIELD GOALS-ATTEMPTS	4-6	10-11
ON-SIDE KICKS	1-3	0-0
RED-ZONE SCORES	(42-56) 75%	(41-47) 87%
RED-ZONE TOUCHDOWNS	(38-56) 68%	(33-47) 70%
PAT-ATTEMPTS	(44-46) 96%	(43-44) 98%
ATTENDANCE	73196	51245
Games/Avg Per Game	5/14639	4/12811
Neutral Site Games		0/0

Score by Quarters	1st	2nd	3rd	4th	OT	Total
Ole Miss	77	85	90	107	7	366
Opponents	66	121	68	102	6	363



2020 OLE MISS REBEL FOOTBALL  
Ole Miss Overall Individual Statistics (as of Dec 22, 2020)  
All games



Rushing	gp	att	gain	loss	net	avg	td	lg	avg/g
Jerrion Ealy	9	147	785	40	745	5.1	9	39	82.8
Matt Corral	9	105	576	107	469	4.5	4	27	52.1
Snoop Conner	9	87	403	25	378	4.3	7	34	42.0
Henry Parrish Jr.	9	39	209	9	200	5.1	2	27	22.2
John Rhys Plumlee	6	24	103	13	90	3.8	0	37	15.0
Elijah Moore	8	14	67	3	64	4.6	0	13	8.0
MoMo Sanogo	9	1	47	0	47	47.0	0	47	5.2
Tylan Knight	9	5	17	0	17	3.4	0	7	1.9
Luke Logan	9	1	0	4	-4	-4.0	0	0	-0.4
Dannis Jackson	9	1	0	8	-8	-8.0	0	0	-0.9
TEAM	4	3	0	39	-39	-13.0	0	0	-9.8
Total	9	427	2207	248	1959	4.6	22	47	217.7
Opponents	9	351	2069	168	1901	5.4	26	72	211.2

Passing	gp	effic	comp-att-int	pct	yds	td	lg	avg/g
Matt Corral	9	182.16	201-282-14	71.3	2995	27	91	332.8
John Rhys Plumlee	6	207.07	4-6-0	66.7	61	1	37	10.2
Dontario Drummond	9	478.00	1-1-0	100.0	45	0	45	5.0
Elijah Moore	8	116.80	1-1-0	100.0	2	0	2	0.2
Total	9	183.47	207-290-14	71.4	3103	28	91	344.8
Opponents	9	156.43	237-342-5	69.3	2920	19	71	324.4

Receiving	gp	no.	yds	avg	td	lg	avg/g
Elijah Moore	8	86	1193	13.9	8	91	149.1
Kenny Yeboah	8	27	524	19.4	6	68	65.5
Jonathan Mingo	9	24	349	14.5	3	37	38.8
Dontario Drummond	9	19	307	16.2	6	48	34.1
Braylon Sanders	9	15	376	25.1	4	81	41.8
Jerrion Ealy	9	15	155	10.3	1	45	17.2
Snoop Conner	9	10	74	7.4	0	27	8.2
Henry Parrish Jr.	9	5	40	8.0	0	24	4.4
Casey Kelly	8	2	66	33.0	0	57	8.2
Tylan Knight	9	2	9	4.5	0	8	1.0
John Rhys Plumlee	6	1	6	6.0	0	6	1.0
Jadon Jackson	3	1	4	4.0	0	4	1.3
Total	9	207	3103	15.0	28	91	344.8
Opponents	9	237	2920	12.3	19	71	324.4

Punt Returns	no.	yds	avg	td	lg
Elijah Moore	3	9	3.0	0	10
Dontario Drummond	2	23	11.5	0	18
Total	5	32	6.4	0	18
Opponents	5	54	10.8	0	17

Interceptions	no.	yds	avg	td	lg
A.J. Finley	3	21	7.0	0	21
Jon Haynes	1	0	0.0	0	0
Keidron Smith	1	0	0.0	0	0
Total	5	21	4.2	0	21
Opponents	14	204	14.6	3	35

Kick Returns	no.	yds	avg	td	lg
Jerrion Ealy	10	289	28.9	1	100
Snoop Conner	4	65	16.2	0	25
Dannis Jackson	3	72	24.0	0	33
Casey Kelly	1	12	12.0	0	12
Henry Parrish Jr.	1	15	15.0	0	15
Total	19	453	23.8	1	100
Opponents	21	359	17.1	0	30

Fumble Returns	no.	yds	avg	td	lg
Deane Leonard	1	84	84.0	0	84
Jakorey Hawkins	1	6	6.0	0	6
Total	2	90	45.0	0	84
Opponents	1	6	6.0	0	6





2020 OLE MISS REBEL FOOTBALL  
Ole Miss Overall Individual Statistics (as of Dec 22, 2020)  
All games



Scoring	td	fg	PAT				dxp	saf	pts
			kick	rush	rcv	pass			
Jerrion Ealy	11	-	-	-	-	-	-	-	66
Luke Logan	-	4-6	43-45	-	-	-	-	-	55
Elijah Moore	8	-	-	-	-	-	-	-	48
Snoop Conner	7	-	-	-	-	-	-	-	42
Dontario Drummond	6	-	-	-	-	-	-	-	36
Kenny Yeboah	6	-	-	-	-	-	-	-	36
Matt Corral	4	-	-	1-2	-	1-2	-	-	26
Braylon Sanders	4	-	-	-	-	-	-	-	24
Jonathan Mingo	3	-	-	-	1	-	-	-	20
Henry Parrish Jr.	2	-	-	-	-	-	-	-	12
Casey Griffith	-	-	1-1	-	-	-	-	-	1
John Rhys Plumlee	-	-	-	0-1	-	-	-	-	0
Total	51	4-6	44-46	1-3	1	1-2	-	-	366
Opponents	48	10-11	43-44	0-2	1	1-2	-	-	363

Total Offense	g	plays	rush	pass	total	avg/g
Matt Corral	9	387	469	2995	3464	384.9
Jerrion Ealy	9	147	745	0	745	82.8
Snoop Conner	9	87	378	0	378	42.0
Henry Parrish Jr.	9	39	200	0	200	22.2
John Rhys Plumlee	6	30	90	61	151	25.2
Elijah Moore	8	15	64	2	66	8.2
MoMo Sanogo	9	1	47	0	47	5.2
Dontario Drummond	9	1	0	45	45	5.0
Tylan Knight	9	5	17	0	17	1.9
Luke Logan	9	1	-4	0	-4	-0.4
Dannis Jackson	9	1	-8	0	-8	-0.9
TEAM	4	3	-39	0	-39	-9.8
Total	9	717	1959	3103	5062	562.4
Opponents	9	693	1901	2920	4821	535.7

Field Goals	fg	pct.	01-19	20-29	30-39	40-49	50-99	lg	blk
Luke Logan	4-6	66.7	0-0	3-3	1-1	0-2	0-0	39	0

FG Sequence	Ole Miss	Opponents
Florida	42	(55),(37),(23)
Kentucky	-	49
Alabama	(39),(29)	-
Arkansas	-	(23),(32)
Auburn	-	-
Vanderbilt	42	-
South Carolina	(22)	-
Mississippi State	(26)	(25)
LSU	-	(34),(34),(23),(50)

Punting	no.	yds	avg	lg	tb	fc	i20	50+	blk
Mac Brown	24	1114	46.4	59	6	9	6	10	0
Total	24	1114	46.4	59	6	9	6	10	0
Opponents	34	1448	42.6	62	3	12	11	10	0

Kickoffs	no.	yds	avg	tb	ob	retn	net	ydln
Luke Logan	58	3272	56.4	23	0			
Casey Griffith	1	40	40.0	0	0			
Total	59	3312	56.1	23	0	17.1	40.3	24
Opponents	66	3833	58.1	32	2	23.8	39.1	25

Numbers in (parentheses) indicate field goal was made.



2020 OLE MISS REBEL FOOTBALL  
Ole Miss Overall Individual Statistics (as of Dec 22, 2020)  
All games



All Purpose	g	rush	rcv	pr	kr	ir	total	avg/g
Elijah Moore	8	64	1193	9	0	0	1266	158.2
Jerrion Ealy	9	745	155	0	289	0	1189	132.1
Kenny Yeboah	8	0	524	0	0	0	524	65.5
Snoop Conner	9	378	74	0	65	0	517	57.4
Matt Corral	9	469	0	0	0	0	469	52.1
Braylon Sanders	9	0	376	0	0	0	376	41.8
Jonathan Mingo	9	0	349	0	0	0	349	38.8
Dontario Drumm	9	0	307	23	0	0	330	36.7
Henry Parrish Jr.	9	200	40	0	15	0	255	28.3
John Rhys Pluml	6	90	6	0	0	0	96	16.0
Casey Kelly	8	0	66	0	12	0	78	9.8
Dannis Jackson	9	-8	0	0	72	0	64	7.1
MoMo Sanogo	9	47	0	0	0	0	47	5.2
Tylan Knight	9	17	9	0	0	0	26	2.9
A.J. Finley	9	0	0	0	0	21	21	2.3
Jadon Jackson	3	0	4	0	0	0	4	1.3
Luke Logan	9	-4	0	0	0	0	-4	-0.4
TEAM	4	-39	0	0	0	0	-39	-9.8
Total	9	1959	3103	32	453	21	5568	618.7
Opponents	9	1901	2920	54	359	204	5438	604.2





2020 OLE MISS REBEL FOOTBALL  
Ole Miss Overall Defensive Statistics (as of Dec 22, 2020)  
All games



##	Defensive Leaders	gp	Tackles				Sacks no-yds	Pass defense			Fumbles		blkd	
			ua	a	tot	tfl/yds		int-yds	brup	qbh	rcv-yds	ff	kick	saf
32	Jacquez Jones	8	27	35	62	1.5-1	.	.	.	3	.	.	.	.
0	Lakia Henry	9	28	34	62	5.0-17	2.5-14	.	1	3	.	2	.	.
20	Keidron Smith	9	35	25	60	.	.	1-0	6	.	.	.	.	.
46	MoMo Sanogo	9	24	31	55	4.0-22	1.0-12	.	3	3	.	.	.	.
21	A.J. Finley	9	33	20	53	2.0-4	.	3-21	6	2	1-0	.	.	.
2B	Jalen Jordan	8	29	19	48	1.5-3	.	.	1	.	.	1	.	.
89	Ryder Anderson	9	16	24	40	5.0-22	1.5-10	.	1	5	1-0	.	.	.
1W	Sam Williams	9	22	15	37	7.0-24	4.0-16	.	.	3	.	1	.	.
36	Ashanti Cistrunk	9	13	17	30	0.5-0	0.5-0	.	.	1	.	2	.	.
38	Jaylon Jones	4	15	12	27	.	.	.	1	.	.	.	.	.
5B	Jon Haynes	9	14	13	27	0.5-3	.	1-0	1	2	.	.	.	.
23	Jakorey Hawkins	7	17	8	25	0.5-1	.	.	3	.	1-6	2	.	.
22	Tariqueous Tisdale	6	7	12	19	1.5-3	.	.	.	1	.	.	.	.
14	Daylen Gill	9	11	7	18	0.5-1	.	.	.	1	.	.	.	.
95	Tavius Robinson	9	9	8	17	1.5-8	1.0-7	.	.	3	.	.	.	.
4A	Tylan Knight	9	12	4	16	2.0-31	.	.	1	1	.	2	.	.
2E	Otis Reese	2	6	8	14	.	.	.	1	.	.	.	.	.
2L	Deane Leonard	7	8	5	13	.	.	.	3	.	1-84	.	.	.
19	Jamar Richardson	9	5	5	10	1.0-5	1.0-5	.	2	.	.	.	.	.
91	Hal Northern	8	3	6	9	0.5-1	0.5-1	.	1	1	.	.	.	.
93	Sincere David	9	2	7	9	0.5-1	.	.	.	.	.	.	.	.
5H	KD Hill	7	3	5	8	0.5-0	.	.	.	.	.	.	.	.
94	Quentin Bivens	9	4	3	7	1.5-3	.	.	.	2	.	.	.	.
9B	Brandon Mack	5	3	3	6	2.0-2	.	.	.	.	.	.	.	.
33	Cedric Johnson	9	5	1	6	2.0-8	2.0-8	.	.	1	.	.	.	.
28	Jay Stanley	6	2	4	6	.	.	.	1	.	.	.	.	.
30	Zikerrion Baker	9	2	3	5	.	.	.	.	.	1-0	.	.	.
6	Miles Battle	5	5	.	5	.	.	.	4	.	.	.	.	.
13	Braylon Sanders	9	2	2	4	.	.	.	.	.	.	.	.	.
50	Patrick Lucas Jr.	7	2	1	3	.	.	.	.	.	.	.	.	.
25	Henry Parrish Jr.	9	3	.	3	.	.	.	.	.	.	.	.	.
29	Lakevias Daniel	5	3	.	3	.	.	.	.	.	.	.	.	.
7	LeDarrius Cox	9	.	3	3	.	.	.	.	2	1-0	.	.	.
1C	Demon Clowney	2	.	2	2	.	.	.	.	.	.	.	.	.
26	Isaiah Woullard	7	1	1	2	.	.	.	.	.	.	.	.	.
8	Elijah Moore	8	2	.	2	.	.	.	.	.	.	.	.	.
40	Jalen Denton	6	1	.	1	.	.	.	.	.	.	.	.	.
92	Luke Logan	9	.	1	1	.	.	.	.	.	.	.	.	.
81	Casey Kelly	8	1	.	1	.	.	.	.	.	.	.	.	.
24	Snoop Conner	9	.	1	1	.	.	.	.	.	.	.	.	.
2K	Kentrel Bullock	5	1	.	1	.	.	.	.	.	.	.	.	.
1K	Luke Knox	3	.	1	1	.	.	.	.	.	.	.	.	.
34	Jakwaize Walker	4	.	1	1	.	.	.	.	.	.	.	.	.
11	Dontario Drummond	9	1	.	1	.	.	.	.	.	.	.	.	.
64	Nick Broeker	9	1	.	1	.	.	.	.	.	.	.	.	.
72	Royce Newman	9	.	1	1	.	.	.	.	.	.	.	.	.
Total		9	378	348	726	41-160	14-73	5-21	36	34	6-90	10	.	.
Opponents		9	401	370	771	68-227	17-96	14-204	15	17	4-6	3	.	.



2020 OLE MISS REBEL FOOTBALL  
Ole Miss Team Game-by-Game (as of Dec 22, 2020)  
All games



TEAM STATISTICS

Date	Opponent	Rushing				Receiving				Passing				Kick Returns				Punt Returns				tot off
		no.	yds	td	lg	no.	yds	td	lg	cmp-att-int	yds	td	lg	no.	yds	td	lg	no.	yds	td	lg	
Sep 26	FLORIDA	45	170	2	20	24	443	3	57	24-33-1	443	3	57	2	38	0	19	0	0	0	0	613
Oct 03	at Kentucky	38	139	2	23	24	320	4	41	24-29-0	320	4	41	1	38	0	38	0	0	0	0	459
Oct 10	ALABAMA	57	268	4	34	22	379	2	68	22-29-0	379	2	68	2	22	0	19	0	0	0	0	647
Oct 17	at Arkansas	53	242	1	47	20	200	2	34	20-38-6	200	2	34	2	37	0	20	1	8	0	8	442
Oct 24	AUBURN	51	283	3	37	17	161	1	60	17-28-2	161	1	60	2	37	0	22	1	-9	0	0	444
Oct 31	at Vanderbilt	42	192	1	27	32	449	7	39	32-37-0	449	7	39	2	42	0	23	0	0	0	0	641
Nov 14	SOUTH CAROLINA	48	195	4	39	28	513	4	91	28-32-0	513	4	91	2	30	0	25	0	0	0	0	708
Nov 28	MISSISSIPPI STATE	45	163	2	16	25	387	2	81	25-37-0	387	2	81	1	22	0	22	1	10	0	10	550
Dec 19	at LSU	48	307	3	27	15	251	3	57	15-27-5	251	3	57	5	187	1	100	2	23	0	18	558
Opponents		427	1959	22	47	207	3103	28	91	207-290-14	3103	28	91	19	453	1	100	5	32	0	18	5062
		351	1901	26	72	237	2920	19	71	237-342-5	2920	19	71	21	359	0	30	5	54	0	17	4821

Games: 9 • Avg/rush: 4.6 • Avg/catch: 15.0 • Pass effic: 183.47 • KR avg: 23.8 • PR avg: 6.4 • All purpose avg/game: 618.7 • Total offense avg/gm: 562.4

Date	Opponent	Tackles				Sacks no-yds	Fumble		Pass Defense			blkd kick	PAT Attempts			off		
		ua	a	total	tfl-yds		ff	fr-yds	int-yds	qbh	brup		kick	rush	rcv	saf	t/o	pts
Sep 26	FLORIDA	37	40	77	5.0-9	1.0-3	2	0-0	1-0	6	6	0	3-3	0	1	0	0	35
Oct 03	at Kentucky	47	32	79	3.0-18	2.0-17	1	1-0	0-0	1	1	0	6-6	0	0	0	0	42
Oct 10	ALABAMA	45	30	75	2.0-8	1.0-6	1	1-6	0-0	2	2	0	6-6	0	0	0	7	48
Oct 17	at Arkansas	46	38	84	8.0-21	3.0-11	1	1-0	1-0	4	3	0	3-3	0	0	0	0	21
Oct 24	AUBURN	45	48	93	7.0-42	2.0-7	0	0-0	0-0	1	3	0	4-4	0	0	0	0	28
Oct 31	at Vanderbilt	48	34	82	5.0-22	1.0-9	3	2-0	1-21	4	3	0	4-6	1	0	0	7	54
Nov 14	SOUTH CAROLINA	27	42	69	5.0-20	2.0-12	1	0-0	1-0	5	8	0	8-8	0	0	0	7	59
Nov 28	MISSISSIPPI STATE	41	28	69	4.0-14	1.0-5	1	1-84	0-0	6	6	0	4-4	0	0	0	7	31
Dec 19	at LSU	42	56	98	2.0-6	1.0-3	0	0-0	1-0	5	4	0	6-6	0	0	0	7	48
Opponents		378	348	726	41.0-160	14.0-73	10	6-90	5-21	34	36	0	44-46	1	1	0	35	366
		401	370	771	68.0-227	17.0-96	3	4-6	14-204	17	15	0	43-44	0	1	0	65	363

		Punting									Field Goals			Kickoffs				
Date	Opponent	no.	yds	avg	long	blkd	tb	fc	50+	i20	md-att	long	blkd	no.	yds	avg	tb	ob
Sep 26	FLORIDA	3	147	49.0	54	0	0	2	1	1	0-1	0	0	5	268	53.6	1	0
Oct 03	at Kentucky	5	245	49.0	59	0	2	1	3	2	0-0	0	0	6	390	65.0	5	0
Oct 10	ALABAMA	2	81	40.5	51	0	1	0	1	0	2-2	39	0	7	381	54.4	2	0
Oct 17	at Arkansas	3	122	40.7	48	0	0	2	0	1	0-0	0	0	4	229	57.2	3	0
Oct 24	AUBURN	3	144	48.0	50	0	1	1	2	0	0-0	0	0	5	313	62.6	1	0
Oct 31	at Vanderbilt	1	51	51.0	51	0	0	0	1	1	0-1	0	0	9	459	51.0	2	0
Nov 14	SOUTH CAROLINA	1	44	44.0	44	0	0	1	0	0	1-1	22	0	9	475	52.8	2	0
Nov 28	MISSISSIPPI STATE	3	138	46.0	53	0	2	1	1	1	1-1	26	0	6	340	56.7	4	0
Dec 19	at LSU	3	142	47.3	52	0	0	1	1	0	0-0	0	0	8	457	57.1	3	0
		24	1114	46.4	59	0	6	9	10	6	4-6	39	0	59	3312	56.1	23	0
Opponents		34	1448	42.6	62	0	3	12	10	11	10-11	55	0	66	3833	58.1	32	2





2020 OLE MISS REBEL FOOTBALL  
Ole Miss Opponent Game-by-Game (as of Dec 22, 2020)  
All games



OPPONENT STATISTICS

Date	Opponent	Rushing				Receiving				Passing				Kick Returns				Punt Returns				tot off
		no.	yds	td	lg	no.	yds	td	lg	cmp-att-int	yds	td	lg	no.	yds	td	lg	no.	yds	td	lg	
Sep 26	FLORIDA	29	196	0	50	31	446	6	71	31-45-1	446	6	71	2	40	0	22	0	0	0	0	642
Oct 03	at Kentucky	56	408	6	72	14	151	0	28	14-18-0	151	0	28	1	13	0	13	1	17	0	17	559
Oct 10	ALABAMA	39	306	7	39	28	417	2	45	28-32-0	417	2	45	5	67	0	23	0	0	0	0	723
Oct 17	at Arkansas	48	150	1	18	21	244	1	55	21-34-1	244	1	55	0	0	0	0	0	0	0	0	394
Oct 24	AUBURN	47	224	4	19	23	238	1	58	23-30-0	238	1	58	4	79	0	30	1	7	0	7	462
Oct 31	at Vanderbilt	34	102	1	18	31	319	2	48	31-41-1	319	2	48	2	37	0	23	1	7	0	7	421
Nov 14	SOUTH CAROLINA	39	318	5	46	17	230	1	36	17-29-1	230	1	36	3	60	0	20	0	0	0	0	548
Nov 28	MISSISSIPPI STATE	16	39	0	15	45	440	3	44	45-62-0	440	3	44	0	0	0	0	0	0	0	0	479
Dec 19	at LSU	43	158	2	30	27	435	3	47	27-51-1	435	3	47	4	63	0	28	2	23	0	14	593
Ole Miss		351	1901	26	72	237	2920	19	71	237-342-5	2920	19	71	21	359	0	30	5	54	0	17	4821
		427	1959	22	47	207	3103	28	91	207-290-14	3103	28	91	19	453	1	100	5	32	0	18	5062

Games: 9 • Avg/rush: 5.4 • Avg/catch: 12.3 • Pass effic: 156.43 • KR avg: 17.1 • PR avg: 10.8 • All purpose avg/game: 604.2 • Total offense avg/gm: 535.7

Date	Opponent	Tackles				Sacks no-yds	Fumble		Pass Defense			blkd kick	PAT Attempts			off		
		ua	a	total	tfl-yds		ff	fr-yds	int-yds	qbh	brup		kick	rush	rcv	saf	t/o	pts
Sep 26	FLORIDA	52	28	80	11.0-53	4.0-31	0	0-0	1-4	3	2	0	6-6	0	0	0	7	51
Oct 03	at Kentucky	39	26	65	6.0-14	2.0-8	0	0-0	0-0	0	0	0	5-6	0	0	0	0	41
Oct 10	ALABAMA	49	44	93	7.0-21	2.0-13	0	0-0	0-0	3	2	0	9-9	0	0	0	0	63
Oct 17	at Arkansas	40	60	100	11.0-31	2.0-14	0	1-0	6-86	1	3	0	3-3	0	0	0	24	33
Oct 24	AUBURN	50	32	82	7.0-23	1.0-3	0	0-0	2-40	2	1	0	3-3	0	1	0	7	35
Oct 31	at Vanderbilt	44	44	88	6.0-19	1.0-2	0	1-6	0-0	2	2	0	3-3	0	0	0	0	21
Nov 14	SOUTH CAROLINA	36	58	94	7.0-20	1.0-4	2	1-0	0-0	1	1	0	6-6	0	0	0	0	42
Nov 28	MISSISSIPPI STATE	50	34	84	5.0-22	2.0-10	0	0-0	0-0	4	2	0	3-3	0	0	0	0	24
Dec 19	at LSU	41	44	85	8.0-24	2.0-11	1	1-0	5-74	1	2	0	5-5	0	0	0	27	53
		401	370	771	68.0-227	17.0-96	3	4-6	14-204	17	15	0	43-44	0	1	0	65	363
Ole Miss		378	348	726	41.0-160	14.0-73	10	6-90	5-21	34	36	0	44-46	1	1	0	35	366

		Punting									Field Goals			Kickoffs				
Date	Opponent	no.	yds	avg	long	blkd	tb	fc	50+	i20	md-att	long	blkd	no.	yds	avg	tb	ob
Sep 26	FLORIDA	1	47	47.0	47	0	0	1	0	1	3-3	55	0	10	625	62.5	7	0
Oct 03	at Kentucky	3	150	50.0	55	0	0	2	2	1	0-1	0	0	6	338	56.3	3	0
Oct 10	ALABAMA	1	40	40.0	40	0	1	0	0	0	0-0	0	0	10	507	50.7	3	0
Oct 17	at Arkansas	7	328	46.9	62	0	2	3	3	2	2-2	32	0	7	423	60.4	4	1
Oct 24	AUBURN	4	165	41.2	47	0	0	0	0	1	0-0	0	0	6	357	59.5	3	0
Oct 31	at Vanderbilt	5	166	33.2	55	0	0	1	1	4	0-0	0	0	4	250	62.5	2	0
Nov 14	SOUTH CAROLINA	2	89	44.5	49	0	0	1	0	0	0-0	0	0	7	426	60.9	4	0
Nov 28	MISSISSIPPI STATE	6	252	42.0	51	0	0	3	2	0	1-1	25	0	5	275	55.0	3	0
Dec 19	at LSU	5	211	42.2	50	0	0	1	2	2	4-4	50	0	11	632	57.5	3	1
		34	1448	42.6	62	0	3	12	10	11	10-11	55	0	66	3833	58.1	32	2
Ole Miss		24	1114	46.4	59	0	6	9	10	6	4-6	39	0	59	3312	56.1	23	0



2020 OLE MISS REBEL FOOTBALL  
Ole Miss Games Played (as of Dec 22, 2020)  
All games



##	PLAYER	GP-GS	UF	UK	UA	AR	AU	VANDY	SC	MS	LSU
73	Eli Acker	1/-	...	...	...	...	...	XXX	...	...	...
89	Ryder Anderson	9/9	START	START	START	START	START	START	START	START	START
30	Z. Baker	9/-	XXX	XXX	XXX	XXX	XXX	XXX	XXX	XXX	XXX
6	Miles Battle	5/-	...	...	...	...	XXX	XXX	XXX	XXX	XXX
15	Derek Bermudez	3/-	...	...	...	...	...	XXX	XXX	XXX	...
94	Quentin Bivens	9/-	XXX	XXX	XXX	XXX	XXX	XXX	XXX	XXX	XXX
27	Marc Britt	3/-	XXX	XXX	XXX	...	...	...	...	...	...
64	Nick Broeker	9/9	START	START	START	START	START	START	START	START	START
55	Ben Brown	9/9	START	START	START	START	START	START	START	START	START
12	Jakivuan Brown	4/-	...	...	...	...	...	XXX	XXX	XXX	XXX
96	Mac Brown	9/-	XXX	XXX	XXX	XXX	XXX	XXX	XXX	XXX	XXX
2K	Kentrel Bullock	5/-	...	...	...	XXX	XXX	...	XXX	XXX	XXX
36	A. Cistrunk	9/-	XXX	XXX	XXX	XXX	XXX	XXX	XXX	XXX	XXX
1C	Demon Clowney	2/-	...	...	...	...	...	XXX	...	XXX	...
70	Carter Colquitt	2/-	...	...	...	XXX	...	XXX	...	...	...
24	Snoop Conner	9/1	XXX	XXX	XXX	XXX	START	XXX	XXX	XXX	XXX
2A	Matt Corral	9/9	START	START	START	START	START	START	START	START	START
7	LeDarius Cox	9/-	XXX	XXX	XXX	XXX	XXX	XXX	XXX	XXX	XXX
5C	J. Cunningham	9/-	XXX	XXX	XXX	XXX	XXX	XXX	XXX	XXX	XXX
29	Lakevias Daniel	5/-	...	...	...	XXX	XXX	XXX	...	XXX	XXX
93	Sincere David	9/1	XXX	XXX	XXX	XXX	XXX	XXX	START	XXX	XXX
40	Jalen Denton	6/-	...	...	...	XXX	XXX	XXX	XXX	XXX	XXX
11	D. Drummond	9/8	XXX	START	START	START	START	START	START	START	START
9	Jerrion Ealy	9/8	START	START	START	START	XXX	START	START	START	START
21	A.J. Finley	9/8	START	START	START	XXX	START	START	START	START	START
14	Daylen Gill	9/1	XXX	START	XXX	XXX	XXX	XXX	XXX	XXX	XXX
3	D. Gregory	6/-	XXX	...	XXX	XXX	XXX	XXX	XXX	...	...
9G	Casey Griffith	1/-	...	...	...	...	...	...	XXX	...	...
77	Hamilton Hall	9/-	XXX	XXX	XXX	XXX	XXX	XXX	XXX	XXX	XXX
23	Jakorey Hawkins	7/6	START	START	START	...	...	START	XXX	START	START
5B	Jon Haynes	9/6	XXX	XXX	XXX	START	START	START	START	START	START
90	Nick Haynes	1/-	XXX	...	...	...	...	...	...	...	...
0	Lakia Henry	9/6	START	START	START	XXX	XXX	XXX	START	START	START
80	Jonathan Hess	9/-	XXX	XXX	XXX	XXX	XXX	XXX	XXX	XXX	XXX
5H	KD Hill	7/7	START	START	START	START	START	START	...	...	START
5A	Dannis Jackson	9/-	XXX	XXX	XXX	XXX	XXX	XXX	XXX	XXX	XXX
17	Jadon Jackson	3/-	...	...	...	XXX	XXX	...	...	...	XXX
78	Jeremy James	9/9	START	START	START	START	START	START	START	START	START
16	Jordan Jernigan	1/-	...	...	...	...	...	XXX	...	...	...
33	Cedric Johnson	9/-	XXX	XXX	XXX	XXX	XXX	XXX	XXX	XXX	XXX
32	Jacquez Jones	8/8	START	START	...	START	START	START	START	START	START
38	Jaylon Jones	4/4	START	START	START	START	...	...	...	...	...
2B	Jalen Jordan	8/5	XXX	XXX	START	START	START	START	...	START	XXX
81	Casey Kelly	8/1	XXX	XXX	XXX	XXX	...	XXX	XXX	XXX	START
1Y	Austin Keys	3/-	...	...	...	...	XXX	...	...	XXX	XXX
4A	Tylan Knight	9/-	XXX	XXX	XXX	XXX	XXX	XXX	XXX	XXX	XXX
1K	Luke Knox	3/-	XXX	XXX	XXX	...	...	...	...	...	...

[illegible]



## INDIVIDUAL GAME-BY-GAME RUSHING

No.	Player	Att-Yds-TD	UF	UK	ALA	ARK	AUB	VANDY	SC	MSU	TAMU	LSU
9	Ealy	147-745-9	16-79-1	10-44-1	19-120-2	23-112-1	17-74-1	15-95-0	17-84-2	18-93-1	Canceled	12-44-0
2	Corral	105-468-4	13-50-0	13-51-0	13-40-0	12-29-0	10-88-2	6-23-0	10-20-1	11-10-0	Canceled	17-158-1
24	Conner	87-378-7	8-26-1	8-25-1	21-128-2	15-40-0	13-75-0	5-21-1	8-18-1	6-22-1	Canceled	3-23-0
25	Parrish Jr.	39-200-2	0-0-0	1-3-0	0-0-0	0-0-0	0-0-0	7-51-0	7-28-0	8-36-0	Canceled	16-82-2
10	Plumlee	24-90-0	4-4-0	5-16-0	1-0-0	DNP	8-48-0	6-22	DNP	DNP	Canceled	0-0-0
8	Moore	14-64-0	0-0-0	1-0-0	1-3-0	1-8-0	2-2-0	1-4-0	6-45-0	2-2-0	Canceled	DNP
46	Sanogo	1-47-0	0-0-0	0-0-0	0-0-0	1-47-0	0-0-0	0-0-0	0-0-0	0-0-0	Canceled	0-0-0
4	Knight	5-17-0	4-11-0	0-0-0	0-0-0	1-6-0	0-0-0	0-0-0	0-0-0	0-0-0	Canceled	0-0-0
92	Logan	1-(-4)-0	0-0-0	0-0-0	0-0-0	0-0-0	1-(-4)-0	0-0-0	0-0-0	0-0-0	Canceled	0-0-0
5	Jackson	1-(-8)-0	0-0-0	0-0-0	0-0-0	0-0-0	0-0-0	1-(-8)-0	0-0-0	0-0-0	Canceled	DNP
<b>Total</b>		<b>427-1959-22</b>	<b>45-170-2</b>	<b>38-139-2</b>	<b>57-268-4</b>	<b>53-242-1</b>	<b>51-283-3</b>	<b>42-192-1</b>	<b>48-195-4</b>	<b>45-163-2</b>	<b>Canceled</b>	<b>48-307-3</b>
<b>Opp.</b>		<b>351-1901-26</b>	<b>29-196-0</b>	<b>56-408-6</b>	<b>39-306-7</b>	<b>48-150-1</b>	<b>47-224-4</b>	<b>34-102-1</b>	<b>39-318-5</b>	<b>16-39-0</b>	<b>Canceled</b>	<b>43-158-2</b>

## INDIVIDUAL GAME-BY-GAME PASSING

No.	Comp-Att-Int Player	Yds-TD	UF	UK	ALA	ARK	AUB	VANDY	SC	MSU	TAMU	LSU
2	Corral	186-255-9	22-31-1	24-29-0	21-28-0	20-38-6	16-27-2	31-34-0	28-32-0	24-36-0	Canceled	15-27-5
		2744-24	395-3	320-4	365-3	200-2	154-1	412-6	513-4	385-2		251-3
10	Plumlee	4-6-0	1-1-0	0-0-0	1-1-0	DNP	1-1-0	1-3-0	DNP	DNP	Canceled	0-0-0
		61-0	3-0	0-0	14-0		7-0	37-1				0-0
11	Drummond	1-1-0	1-1-0	0-0-0	0-0-0	0-0-0	0-0-0	0-0-0	0-0-0	0-0-0	Canceled	0-0-0
		45-0	45-0	0-0	0-0	0-0	0-0	0-0	0-0	0-0		0-0
8	Moore	1-1-0	0-0	0-0-0	0-0-0	0-0-0	0-0-0	0-0-0	0-0-0	1-1-0	Canceled	DNP
		2-0	0-0	0-0	0-0	0-0	0-0	0-0	0-0	2-0		
<b>Total</b>		<b>207-290-14</b>	<b>22-33-1</b>	<b>24-29-0</b>	<b>22-29-0</b>	<b>20-38-6</b>	<b>17-28-2</b>	<b>32-37-0</b>	<b>28-32-0</b>	<b>24-36-0</b>	<b>Canceled</b>	<b>15-27-5</b>
		<b>3103-28</b>	<b>443-3</b>	<b>320</b>	<b>379-2</b>	<b>200-2</b>	<b>161-1</b>	<b>449-7</b>	<b>513-4</b>	<b>387-2</b>		<b>251-3</b>
<b>Opp.</b>		<b>237-342-5</b>	<b>30-42-0</b>	<b>14-18-0</b>	<b>28-32-0</b>	<b>21-34-1</b>	<b>23-30-0</b>	<b>31-41-1</b>	<b>17-29-1</b>	<b>45-62-0</b>	<b>Canceled</b>	<b>27-51-1</b>
		<b>2920-19</b>	<b>416-6</b>	<b>151-0</b>	<b>417-2</b>	<b>244-1</b>	<b>238-1</b>	<b>319-2</b>	<b>230-1</b>	<b>440-3</b>		<b>435-3</b>

## INDIVIDUAL GAME-BY-GAME RECEIVING

No.	Player	No-Yds-TD	UF	UK	ALA	ARK	AUB	VANDY	SC	MSU	TAMU	LSU
8	Moore	86-1193-8	10-227-0	10-92-1	11-143-0	11-113-1	5-16-1	14-238-3	13-225-2	12-139-0	Canceled	DNP
84	Yeboah	27-525-6	5-91-1	3-83-1	7-181-2	0-0-0	4-83-0	3-32-2	3-39-0	2-15-0	Canceled	DNP
13	Sanders	15-376-4	0-0-0	0-0-0	0-0-0	1-23-0	1-5-0	3-50-1	4-141-0	2-97-1	Canceled	4-70-2
1	Mingo	24-349-3	0-0-0	8-128-2	1-11-0	2-31-1	2-18-0	6-90-0	0-0-0	3-33-0	Canceled	2-38-0
11	Drummond	19-307-6	2-60-2	0-0-0	1-11-0	1-14-0	3-27-0	4-29-1	4-46-1	2-84-1	Canceled	2-36-1
9	Ealy	15-155-1	3-44-0	1-5-0	1-18-0	2-10-0	2-12-0	1-9-0	1-15-1	3-23-0	Canceled	1-19-0
24	Conner	10-74-0	1-5-0	1-4-0	1-15-0	3-9-0	0-0-0	1-1-0	2-34-0	1-6-0	Canceled	0-0-0
81	Kelly	2-66-0	1-9-0	0-0-0	0-0-0	0-0-0	DNP	0-0-0	0-0-0	0-0-0	Canceled	1-57-0
25	Parrish Jr.	5-40-0	0-0-0	0-0-0	0-0-0	0-0-0	0-0-0	0-0-0	1-13-0	0-0-0	Canceled	4-27-0
4	Knight	2-9-0	1-1-0	1-8-0	0-0-0	0-0-0	0-0-0	0-0-0	0-0-0	0-0-0	Canceled	0-0-0
10	Plumlee	1-6-0	1-6-0	0-0-0	0-0-0	DNP	0-0-0	0-0-0	DNP	DNP	Canceled	0-0-0
17	J. Jackson	1-4-0	DNP	DNP	DNP	0-0-0	0-0-0	DNP	DNP	DNP	Canceled	1-4-0
<b>Total</b>		<b>207-3103-28</b>	<b>24-443-3</b>	<b>24-320-4</b>	<b>22-379-2</b>	<b>20-200-2</b>	<b>17-161-1</b>	<b>32-449-7</b>	<b>28-513-4</b>	<b>25-387-2</b>	<b>Canceled</b>	<b>15-251-3</b>
<b>Opponents</b>		<b>237-2920-19</b>	<b>31-446-6</b>	<b>14-151-0</b>	<b>28-417-2</b>	<b>21-244-1</b>	<b>23-238-1</b>	<b>31-319-2</b>	<b>17-230-1</b>	<b>45-440-3</b>	<b>Canceled</b>	<b>27-435-3</b>

## INDIVIDUAL GAME-BY-GAME PUNT RETURNS

No.	Player	No-Yds-Lg	UF	UK	ALA	ARK	AUB	VANDY	SC	MSU	TAMU	LSU
11	Drummond	2-23-18	0-0-0	0-0-0	0-0-0	0-0-0	0-0-0	0-0-0	0-0-0	0-0-0	Canceled	2-23-18
8	Moore	3-9-10	0-0-0	0-0-0	0-0-0	1-8-0	1-(-9)-(-9)	0-0-0	0-0-0	1-10-0	Canceled	DNP
<b>Total</b>		<b>5-32-18</b>	<b>0-0-0</b>	<b>0-0-0</b>	<b>0-0-0</b>	<b>1-8-0</b>	<b>1-(-9)-(-9)</b>	<b>0-0-0</b>	<b>0-0-0</b>	<b>1-10-0</b>	<b>Canceled</b>	<b>2-23-18</b>
<b>Opp.</b>		<b>5-54-17</b>	<b>0-0-0</b>	<b>1-17-17</b>	<b>0-0-0</b>	<b>0-0-0</b>	<b>1-7-7</b>	<b>1-7-7</b>	<b>0-0-0</b>	<b>0-0-0</b>	<b>Canceled</b>	<b>2-23-14</b>

## INDIVIDUAL GAME-BY-GAME KICKOFF RETURNS

No.	Player	No-Yds-Lg	UF	UK	ALA	ARK	AUB	VANDY	SC	MSU	TAMU	LSU
9	Ealy	10-289-100	2-38-19	1-38-38	1-19-19	0-0-0	1-22-22	2-42-23	2-30-20	-	Canceled	1-100-100
5	D. Jackson	3-72-33	0-0-0	0-0-0	0-0-0	0-0-0	v	0-0-0	0-0-0	1-22-22	Canceled	2-50-33
24	Conner	4-65-25	0-0-0	0-0-0	1-3-3	2-37-20	0-0-0	0-0-0	0-0-0	-	Canceled	1-25-25
25	Parrish Jr.	1-15-15	0-0-0	0-0-0	0-0-0	0-0-0	1-15-15	0-0-0	0-0-0	-	Canceled	0-0-0
81	Kelly	1-12-12	0-0-0	0-0-0	0-0-0	0-0-0	DNP	0-0-0	0-0-0	-	Canceled	1-12-12
<b>Total</b>		<b>19-453-100</b>	<b>2-38-19</b>	<b>1-38-38</b>	<b>2-22-19</b>	<b>2-37-20</b>	<b>2-37-22</b>	<b>2-42-23</b>	<b>2-30-25</b>	<b>1-22-22</b>	<b>Canceled</b>	<b>5-187-100</b>
<b>Opp.</b>		<b>21-359-30</b>	<b>2-40-22</b>	<b>1-13-13</b>	<b>5-67-23</b>	<b>0-0-0</b>	<b>4-71-30</b>	<b>2-37-23</b>	<b>3-60-20</b>	<b>0-0-0</b>	<b>Canceled</b>	<b>4-63-28</b>

### INDIVIDUAL GAME-BY-GAME TACKLES

No.	Player	UT-AT-TT TFL-Sack	UF	UK	ALA	ARK	AUB	VANDY	SC	MSU	TAMU	LSU
0	Henry	28-34-62 1.0-0.0	2-2-4 1.0-0.0	3-1-4 0.0-0.0	2-3-5 0.0-0.0	1-1-2 1.5-1	4-4-8 0.0-0.0	4-3-7 2.0-1.0	4-6-10 0.5-0.5	4-6-10 0.0-0.0	Canceled	4-8-12 0.0-0.0
32	Jac. Jones	27-35-62 0.5-0.0	4-4-8 0.5-0.0	2-5-7 0.0-0.0	0-0-0 0.0-0.0	6-3-9 1-0.0	5-5-10 0.0-0.0	2-4-6 0.0-0.0	2-2-4 0.0-0.0	4-3-7 0.0-0.0	Canceled	2-9-11 0.0-0.0
20	Smith	35-25-60 0.0-0.0	8-4-12 0.0-0.0	4-1-5 0.0-0.0	6-2-8 0.0-0.0	4-2-6 0.0-0.0	6-6-12 0.0-0.0	0-0-0 0.0-0.0	1-3-4 0.0-0.0	2-3-5 0.0-0.0	Canceled	4-4-8 0.0-0.0
46	Sanogo	24-31-55 1.0-1.0	0-3-3 0.0-0.0	5-2-7 1.0-1.0	5-4-9 0.0-0.0	4-3-7 1-0.0	2-3-5 0.0-0.0	3-2-5 0.5-0	2-3-5 0.0-0.0	2-5-7 1.5-0.0	Canceled	1-6-7 0.0-0.0
21	Finley	33-20-53 0.0-0.0	1-1-2 0.0-0.0	2-1-3 0.0-0.0	4-2-6 0.0-0.0	3-0-3 0.0-0.0	5-3-8 0.0-0.0	8-4-12 0.0-0.0	0-6-6 0.0-0.0	5-1-6 1.0-0.0	Canceled	5-2-7 1.0-0.0
2	Jordan	29-19-48 0.0-0.0	2-3-5 0.0-0.0	4-1-5 0.0-0.0	0-1-1 0.0-0.0	6-5-11 0.5-0.0	4-3-7 1.0-0.0	5-1-6 0.0-0.0	DNP	6-0-6 0.0-0.0	Canceled	2-5-7 0.0-0.0
89	Anderson	16-24-40 1.0-0.0	1-1-2 0.0-0.0	2-2-4 1.0-0.0	0-2-2 0.0-0.0	7-6-13 2-1	1-2-3 0.0-0.0	3-2-5 1.5-0.0	0-3-3 0.5-0.5	1-1-2 0.0-0.0	Canceled	1-5-6 0.0-0.0
13	Williams	22-15-37 3.0-2.0	2-1-3 1.0-1.0	3-1-4 0.0-0.0	3-2-5 2.0-1.0	1-2-3 0.0-0.0	6-5-11 3.0-1.0	1-1-2 0.0-0.0	0-0-0 0.0-0.0	1-1-2 0.0-0.0	Canceled	5-2-7 1.0-1.0
36	Cistrunk	13-17-30 0.0-0.0	2-3-5 0.0-0.0	1-1-2 0.0-0.0	3-4-7 0.0-0.0	3-1-4 0.5-0.5	0-1-1 0.0-0.0	3-3-6 0.0-0.0	0-2-2 0.0-0.0	1-2-3 0.0-0.0	Canceled	0-0-0 0.0-0.0
5	Haynes	14-13-27 0.0-0.0	0-0-0 0.0-0.0	0-0-0 0.0-0.0	0-0-0 0.0-0.0	3-2-5 0.5-0	3-2-5 0.0-0.0	0-2-2 0.0-0.0	5-4-9 0.0-0.0	1-0-1 0.0-0.0	Canceled	2-3-5 0.0-0.0
38	Jay. Jones	15-12-27 0.0-0.0	4-3-7 0.0-0.0	6-4-10 0.0-0.0	5-0-5 0.0-0.0	0-5-5 0.0-0.0	DNP	DNP	DNP	DNP	Canceled	DNP
23	Hawkins	17-8-25 0.0-0.0	1-3-4 0.0-0.0	3-1-4 0.0-0.0	7-1-8 0.0-0.0	DNP	DNP	0-0-0 0.0-0.0	3-2-5 0.0-0.0	2-1-3 0.5-1.0	Canceled	1-0-1 0.0-0.0
22	T. Tisdale	7-12-19 1.5-0.0	2-3-5 1.5-0.0	3-3-6 0.0-0.0	1-3-4 0.0-0.0	DNP	DNP	1-2-3 0.0-0.0	0-1-1 0.0-0.0	0-0-0 0.0-0.0	Canceled	DNP
14	Gill	11-7-18 0.5-0.0	1-2-3 0.5-0.0	3-2-5 0.0-0.0	2-0-2 0.0-0.0	1-2-3 0.0-0.0	1-1-2 0.0-0.0	0-0-0 0.0-0.0	1-0-1 0.0-0.0	0-0-0 0.0-0.0	Canceled	2-0-2 0.0-0.0
95	Robinson	9-8-17 0.0-0.0	2-1-3 0.0-0.0	1-1-2 0.0-0.0	2-1-3 0.0-0.0	2-1-3 0.5-0	0-2-2 0.0-0.0	0-2-2 0.0-0.0	1-0-1 1.0-1.0	0-0-0 0.0-0.0	Canceled	1-0-1 0.0-0.0
4	Knight	12-4-16 0.0-0.0	0-0-0 0.0-0.0	0-0-0 0.0-0.0	0-0-0 0.0-0.0	1-0-1 0.0-0.0	2-2-4 1.0-0.0	5-0-5 0.0-0.0	1-2-3 1.0-0.0	3-0-3 0.0-0.0	Canceled	0-0-0 0.0-0.0
17	Reese	6-8-14 0.0-0.0	DNP	DNP	DNP	DNP	DNP	DNP	DNP	4-4-8 0.0-0.0	Canceled	2-4-6 0.0-0.0
24	Leonard	8-5-13 0.0-0.0	1-0-1 0.0-0.0	0-1-1 0.0-0.0	0-1-1 0.0-0.0	DNP	DNP	0-0-0 0.0-0.0	3-2-5 0.0-0.0	2-0-2 0.0-0.0	Canceled	2-1-3 0.0-0.0
19	Richardson	5-5-10 1.0-1.0	0-0-0 0.0-0.0	1-1-2 1.0-1.0	2-0-2 0.0-0.0	0-1-1 0.0-0.0	2-3-5 0.0-0.0	0-0-0 0.0-0.0	0-0-0 0.0-0.0	0-0-0 0.0-0.0	Canceled	0-0-0 0.0-0.0
91	Northern	3-6-9 0.0-0.0	0-0-0 0.0-0.0	1-0-1 0.0-0.0	0-0-0 0.0-0.0	0-1-1 0.5-0.0	0-2 0.0-0.0	2-1-3 0.0-0.0	0-2-2 0.0-0.0	0-0-0 0.0-0.0	Canceled	DNP
93	David	2-7-9 0.0-0.0	0-0-0 0.0-0.0	1-1-2 0.0-0.0	0-1-1 0.0-0.0	0-1-1 0.0-0.0	0-1-1 0.5-0.0	1-1-2 0.0-0.0	0-1-1 0.0-0.0	0-0-0 0.0-0.0	Canceled	0-1-1 0.0-0.0
55	Hill	3-5-8 0.5-0.0	0-1-1 0.5-0.0	1-2-3 0.0-0.0	0-1-1 0.0-0.0	1-0-1 0.0-0.0	0-0-0 0.0-0.0	0-1-1 0.0-0.0	DNP	DNP	Canceled	1-0-1 0.0-0.0
94	Bivens	4-3-7 0.0-0.0	1-0-1 0.0-0.0	0-0-0 0.0-0.0	0-1-1 0.0-0.0	0-0-0 0.0-0.0	0-1-1 0.0-0.0	0-0-0 0.0-0.0	1-0-1 1.0-0.0	1-0-1 0.0-0.0	Canceled	1-1-2 0.0-0.0
28	Stanley	2-4-6 0.0-0.0	2-2-4 0.0-0.0	0-0-0 0.0-0.0	0-1-1 0.0-0.0	0-1-1 0.0-0.0	0-0-0 0.0-0.0	DNP	DNP	DNP	Canceled	0-0-0 0.0-0.0
9	Mack	3-3-6 0.0-0.0	DNP	0-0-0 0.0-0.0	DNP	DNP	0-0-0	1-2-3 1.0-0.0	2-1-3 1.0-0.0	0-0-0 0.0-0.0	Canceled	DNP
33	Johnson	5-1-6 0.0-0.0	0-0-0 0.0-0.0	0-0-0 0.0-0.0	0-0-0 0.0-0.0	0-0-0 0.0-0.0	2-0-2 1.0-1.0	2-0-2 0.0-0.0	0-0-0 0.0-0.0	1-0-1 1.0-1.0	Canceled	0-1-1 0.0-0.0
30	Baker	2-3-5 0.0-0.0	0-0-0 0.0-0.0	0-0-0 0.0-0.0	2-0-2 0.0-0.0	0-0-0 0.0-0.0	0-1-1 0.0-0.0	0-1-1 0.0-0.0	0-1-1 0.0-0.0	0-0-0 0.0-0.0	Canceled	0-0-0 0.0-0.0
6	Battle	5-0-5 0.0-0.0	0-0-0 0.0-0.0	0-0-0 0.0-0.0	0-0-0 0.0-0.0	0-0-0 0.0-0.0	1-0-1 0.0-0.0	2-0-2 0.0-0.0	1-0-1 0.0-0.0	0-0-0 0.0-0.0	Canceled	1-0-1 0.0-0.0
13	Sanders	2-2-4 0.0-0.0	0-0-0 0.0-0.0	0-0-0 0.0-0.0	0-0-0 0.0-0.0	0-0-0 0.0-0.0	1-1-2 0.0-0.0	0-0-0 0.0-0.0	0-0-0 0.0-0.0	0-0-0 0.0-0.0	Canceled	1-1-2 0.0-0.0
50	Lucas	2-1-3 0.0-0.0	1-0-1 0.0-0.0	0-0-0 0.0-0.0	0-0-0 0.0-0.0	0-0-0 0.0-0.0	DNP	1-1-2 0.0-0.0	DNP	DNP	Canceled	0-0-0 0.0-0.0
29	Daniel	3-0-3 0.0-0.0	DNP	DNP	DNP	0-0-0 0.0-0.0	0-0-0 0.0-0.0	2-0-2 0.0-0.0	DNP	0-0-0 0.0-0.0	Canceled	1-0-1 0.0-0.0
25	Parrish Jr.	3-0-3 0.0-0.0	0-0-0 0.0-0.0	1-0-1 0.0-0.0	1-0-1 0.0-0.0	0-0-0 0.0-0.0	0-0-0 -	0-0-0 0.0-0.0	0-0-0 0.0-0.0	0-0-0 0.0-0.0	Canceled	1-0-1 0.0-0.0
7	Cox	0-3-3 0.0-0.0	0-0-0 0.0-0.0	0-1-0 0.0-0.0	0-0-0 0.0-0.0	0-1-1 0.1-1	0-0-0 0.0-0.0	0-0-0 0.0-0.0	0-0-0 0.0-0.0	0-0-0 0.0-0.0	Canceled	0-1-0 0.0-0.0
17	Clowney	0-2-2 0.0-0.0	DNP	DNP	DNP	DNP	DNP	0-1-1 0.0-0.0	DNP	0-1-1 0.0-0.0	Canceled	DNP
26	Woullard	1-1-2 0.0-0.0	0-0-0 0.0-0.0	0-0-0 0.0-0.0	0-0-0 0.0-0.0	DNP	DNP	1-0-1 0.0-0.0	0-0-0 0.0-0.0	0-0-0 0.0-0.0	Canceled	0-1-1 0.0-0.0
8	Moore	2-0-2 0.0-0.0	0-0-0 0.0-0.0	0-0-0 0.0-0.0	0-0-0 0.0-0.0	2-0-2 0.0-0.0	0-0-0 0.0-0.0	0-0-0 0.0-0.0	0-0-0 0.0-0.0	0-0-0 0.0-0.0	Canceled	DNP
40	Denton	1-0-1 0.0-0.0	DNP	DNP	DNP	0-0-0 0.0-0.0	0-0-0 0.0-0.0	0-0-0 0.0-0.0	0-0-0 0.0-0.0	1-0-1 0.0-0.0	Canceled	0-0-0 0.0-0.0
24	Conner	0-1-1 0.0-0.0	0-1-0 0.0-0.0	0-0-0 0.0-0.0	0-0-0 0.0-0.0	0-0-0 0.0-0.0	0-0-0 0.0-0.0	0-0-0 0.0-0.0	0-0-0 -	0-0-0 0.0-0.0	Canceled	0-0-0 0.0-0.0
34	Walker	0-1-1 0.0-0.0	DNP	DNP	DNP	DNP	0-0-0	DNP	0-1-1 0.0-0.0	0-0-0 0.0-0.0	Canceled	0-0-0 0.0-0.0
16	Knox	0-1-1 0.0-0.0	0-1-1 0.0-0.0	0-0-0 0.0-0.0	0-0-0 0.0-0.0	DNP	DNP	DNP	DNP	DNP	Canceled	DNP
72	Newman	0-1-1 0.0-0.0	0-1-0 0.0-0.0	0-0-0 0.0-0.0	0-0-0 0.0-0.0	0-0-0 0.0-0.0	0-0-0 0.0-0.0	0-0-0 0.0-0.0	0-0-0 0.0-0.0	0-0-0 0.0-0.0	Canceled	0-0-0 0.0-0.0
64	Broeker	0-1-1 0.0-0.0	0-0-0 0.0-0.0	0-0-0 0.0-0.0	0-0-0 0.0-0.0	0-0-0 0.0-0.0	0-0-0 0.0-0.0	0-1-1 0.0-0.0	0-0-0 0.0-0.0	0-0-0 0.0-0.0	Canceled	0-0-0 0.0-0.0
22	Bullock	1-0-1 0.0-0.0	0-0-0 0.0-0.0	0-0-0 0.0-0.0	0-0-0 0.0-0.0	0-0-0 0.0-0.0	0-0-0 0.0-0.0	0-1-1 0.0-0.0	0-0-0 0.0-0.0	0-0-0 0.0-0.0	Canceled	1-0-1 0.0-0.0
92	Logan	0-1-1 0.0-0.0	0-0-0 0.0-0.0	0-0-0 0.0-0.0	0-0-0 0.0-0.0	0-0-0 0.0-0.0	0-0-0 0.0-0.0	0-0-0 0.0-0.0	0-0-0 0.0-0.0	0-0-0 0.0-0.0	Canceled	0-1-1 0.0-0.0
<b>Total</b>		<b>378-348-726</b> <b>41.0-14.0</b>	<b>37-40-77</b> <b>5.0-1.0</b>	<b>47-32-79</b> <b>3.0-2.0</b>	<b>37-40-77</b> <b>2.0-1.0</b>	<b>46-38-84</b> <b>8.0-3.0</b>	<b>45-48-93</b> <b>7.0-2.0</b>	<b>48-34-82</b> <b>5.0-1.0</b>	<b>27-42-69</b> <b>5.0-2.0</b>	<b>41-28-69</b> <b>1.0-1.0</b>	<b>Canceled</b>	<b>42-56-98</b> <b>2.0-1.0</b>
<b>Opp.</b>		<b>401-370-771</b> <b>68.0-17.0</b>	<b>52-28-80</b> <b>12.0-4.0</b>	<b>39-26-65</b> <b>6.0-2.0</b>	<b>49-44-93</b> <b>7.0-2.0</b>	<b>40-60-100</b> <b>11.0-2.0</b>	<b>50-32-82</b> <b>7.0-1.0</b>	<b>44-44-88</b> <b>6.0-1.0</b>	<b>36-58-94</b> <b>7.0-1.0</b>	<b>50-34-84</b> <b>5.0-2.0</b>	<b>Canceled</b>	<b>41-44-85</b> <b>8.0-2.0</b>

## TEAM GAME-BY-GAME STATISTICS

Total Offense		UF	UK	ALA	ARK	AUB	VANDY	SC	MSU	TAMU	LSU
Yards	UM	613	459	647	442	444	641	708	550	Canceled	558
	Opp	642	559	723	394	462	421	548	479		593
Total Plays	UM	78	67	86	91	79	79	80	82	Canceled	75
	Opp	74	74	71	82	77	75	68	78		94
Avg/Play	UM	7.9	6.9	7.5	4.9	5.6	8.1	8.8	6.7	Canceled	9.3
	Opp	8.7	7.6	10.2	4.8	6.0	5.6	8.1	6.1		8.5
Rushing Yards	UM	170	139	268	242	283	192	195	163	Canceled	307
	Opp	196	408	306	150	224	102	318	39		158
Carries	UM	45	38	57	53	51	42	48	45	Canceled	48
	Opp	29	56	39	48	47	34	39	16		43
TDs	UM	2	2	4	1	3	1	4	2	Canceled	3
	Opp	0	6	7	1	4	1	5	0		2
Passing Yards	UM	443	320	379	200	161	449	513	387	Canceled	251
	Opp	446	151	417	244	238	319	230	440		435
Attempts	UM	33	29	29	38	28	37	32	37	Canceled	27
	Opp	45	18	32	34	30	41	29	62		51
Completions	UM	24	24	22	20	17	32	28	25	Canceled	15
	Opp	31	14	28	21	23	31	17	45		27
Comp. %	UM	72.7%	82.8%	75.9%	52.6%	60.7%	86.5%	87.5%	67.6%	Canceled	55.6%
	Opp	68.9%	77.8%	87.5%	61.8%	76.7%	75.6%	58.6%	72.3%		52.9%
TDs	UM	3	4	2	2	1	7	4	2	Canceled	3
	Opp	6	0	2	1	1	2	1	3		3
Intercepted	UM	1	0	0	6	2	0	0	0	Canceled	5
	Opp	1	0	0	1	0	1	1	0		1
First Downs	UM	29	26	31	23	25	35	31	24	Canceled	25
	Opp	32	26	37	24	26	24	27	23		29
Rushing	UM	13	7	12	13	16	14	14	9	Canceled	16
	Opp	9	15	13	10	17	4	15	3		10
Passing	UM	15	14	16	10	8	19	14	14	Canceled	9
	Opp	21	10	22	13	9	17	12	18		18
Penalty	UM	1	5	3	0	1	2	3	1	Canceled	0
	Opp	2	1	2	1	0	3	0	2		1
Time of Possession	UM	26:31	23:55	31:15	29:31	28:12	29:52	30:41	27:33	Canceled	26:45
	Opp	33:29	36:05	28:45	30:29	31:48	30:08	29:19	32:27		33:15
Third Down	UM	9-14	6-12	9-17	4-16	10-16	6-9	7-13	8-18	Canceled	5-12
	Opp	6-10	6-11	6-7	6-17	11-16	8-14	5-11	3-14		5-18
Fourth Down	UM	0-1	0-1	4-4	5-9	1-2	1-1	4-4	3-6	Canceled	2-3
	Opp	0-0	0-1	0-0	1-1	0-1	1-1	2-4	3-3		3-3
Punting	UM	3-147	5-245	2-81	3-122	3-144	1-51	1-44	3-138	Canceled	3-142
	Opp	1-47	3-150	1-40	7-328	4-167	5-166	2-89	5-275		5-211
Fumbles-Lost	UM	0-0	0-0	0-0	1-1	1-0	1-1	3-1	1-0	Canceled	1-1
	Opp	2-0	1-1	1-1	1-1	2-0	3-2	1-0	1-1		0-0
Penalties	UM	4-45	5-33	6-67	6-35	1-5	8-75	6-45	10-81	Canceled	6-51
	Opp	4-40	8-81	8-76	3-15	3-35	6-50	4-53	5-47		4-39
Punt Returns	UM	0-0	0-0	0-0	1-8	1-(-9)	0-0	0-0	1-10	Canceled	2-23
	Opp	0-0	1-17	0-0	0-0	1-7	1-7	0-0	0-0		2-23
Kickoff Returns	UM	2-38	1-38	2-22	2-37	2-37	2-42	2-30	1-22	Canceled	5-187
	Opp	2-40	1-13	5-67	0-0	4-79	2-37	3-60	0-0		4-63
Sacks By-Yards	UM	1-3	2-17	1-6	3-11	2-7	1-9	2-12	1-5	Canceled	1-3
	Opp	4-31	2-18	2-13	2-14	1-3	1-2	1-4	2-10		2-11

## GAME-BY-GAME STARTING LINEUPS

Offense	WR	LT	LG	C	RG	RT	TE	SLOT	WR	QB	RB
Florida	Mingo	Broeker	McIntyre	Brown	James	Newman	Yeboah	Moore	Plumlee	Corral	Ealy
Kentucky	Mingo	Broeker	McIntyre	Brown	James	Newman	Yeboah	Moore	Drummond	Corral	Ealy
Alabama	Mingo	Broeker	Warren	Brown	James	Newman	Yeboah	Moore	Drummond	Corral	Ealy
Arkansas	Mingo	Broeker	Warren	Brown	James	Newman	Yeboah	Moore	Drummond	Corral	Ealy
Auburn	Mingo	Broeker	Warren	Brown	James	Newman	Yeboah	Moore	Drummond	Corral	Conner
Vanderbilt	Mingo	Broeker	Warren	Brown	James	Newman	Yeboah	Moore	Drummond	Corral	Ealy
South Carolina	Sanders	Broeker	Warren	Brown	James	Newman	Yeboah	Moore	Drummond	Corral	Ealy
Mississippi State	Sanders	Broeker	Warren	Brown	James	Newman	Yeboah	Moore	Drummond	Corral	Ealy
Texas A&M	Canceled										
LSU	Mingo	Broeker	Warren	Brown	James	Newman	Kelly	Sanders	Drummond	Corral	Ealy
Defense	DE	DT	NT	BUCK	WILL	MIKE	STAR	CB	SS	FS	CB
Florida	T. Tisdale	Anderson	Hill	Robinson	Henry	Jac. Jones	Stanley	Smith	Jay. Jones	Finley	Hawkins
Kentucky	T. Tisdale	Anderson	Hill	Robinson	Henry	Jac. Jones	Gill	Smith	Jay. Jones	Finley	Hawkins
Alabama	T. Tisdale	Anderson	Hill	Robinson	Henry	Sanogo	Jordan	Smith	Jay. Jones	Finley	Hawkins
Arkansas	Anderson	Northern	Hill	Williams	Sanogo (Mike)	Jac. Jones	Jordan	Smith	Jay. Jones	Haynes	Richardson
Auburn	Anderson	Northern	Hill	Williams	Sanogo (Mike)	Jac. Jones	Jordan	Smith	Haynes	Finley	Richardson
Vanderbilt	Anderson	Northern	Hill	Williams	Sanogo (Mike)	Jac. Jones	Jordan	Smith	Haynes	Finley	Hawkins
South Carolina	Northern	Anderson	David	Williams	Jac. Jones	Henry	Mack	Smith	Haynes	Finley	Leonard
Mississippi State	T. Tisdale	Robinson	Anderson (DE)	Reese (Star)	Jac. Jones	Henry	Jordan	Smith	Haynes	Finley	Hawkins
Texas A&M	Canceled										
LSU	Williams (BUCK)	Anderson (DE)	Hill	Sanogo (Mike)	Jac. Jones	Henry	Reese	Smith	Haynes	Finley	Hawkins



### SCORING DRIVES

vs. Florida				
Started at	Plays	Yards	Time	Result
Ole Miss 25	7	75	2:05	TD
Ole Miss 25	11	75	3:46	TD
Ole Miss 25	2	75	0:36	TD
Ole Miss 19	5	81	1:47	TD
Ole Miss 19	25	75	4:16	TD

at Kentucky				
Started at	Plays	Yards	Time	Result
Ole Miss 25	8	75	2:22	TD
Ole Miss 25	10	75	3:14	TD
Ole Miss 25	4	75	1:24	TD
Ole Miss 46	5	54	1:30	TD
Ole Miss 47	3	53	0:47	TD
Kentucky 25	4	25	0:00	TD

vs. Alabama				
Started at	Plays	Yards	Time	Result
Ole Miss 25	4	75	0:54	TD
Ole Miss 7	10	93	3:45	TD
Ole Miss 25	11	75	3:36	TD
Ole Miss 21	3	79	0:50	TD
Ole Miss 25	10	75	4:00	TD
Ole Miss 25	16	75	6:08	TD
Ole Miss 25	8	54	2:59	FG
Ole Miss 25	7	64	3:16	FG

at Arkansas				
Started at	Plays	Yards	Time	Result
Ole Miss 44	10	56	4:07	TD
Ole Miss 34	8	66	2:34	TD
Ole Miss 27	7	73	2:06	TD

vs. Auburn				
Started at	Plays	Yards	Time	Result
Ole Miss 25	10	75	3:31	TD
Ole Miss 22	16	78	5:31	TD
Ole Miss 11	3	89	0:34	TD
Ole Miss 23	13	77	4:21	TD

at Vanderbilt				
Started at	Plays	Yards	Time	Result
Ole Miss 29	10	71	3:19	TD
Ole Miss 7	11	93	2:49	TD
Vandy 36	1	36	0:09	TD
Ole Miss 23	8	77	3:34	TD
Ole Miss 12	11	88	3:55	TD
Ole Miss 9	8	91	2:42	TD
Vandy 21	4	21	1:34	TD
Ole Miss 12	9	88	3:24	TD

vs. South Carolina				
Started at	Plays	Yards	Time	Result
Ole Miss 43	14	57	4:32	TD
Ole Miss 37	8	63	3:20	TD
Ole Miss 25	11	75	4:40	TD
Ole Miss 38	5	57	0:44	FG
Ole Miss 25	12	75	4:26	TD
Ole Miss 25	4	75	1:48	TD
Ole Miss 6	2	94	0:45	TD
Ole Miss 20	8	80	3:08	TD
South Carolina 24	4	24	1:40	TD

vs. Mississippi State				
Started at	Plays	Yards	Time	Result
Ole Miss 46	5	54	1:53	TD
Mississippi State 16	5	16	1:59	TD
Ole Miss 27	3	73	1:07	TD
Ole Miss 34	13	48	4:46	FG
Ole Miss 23	9	77	2:58	TD

at Texas A&M				
Started at	Plays	Yards	Time	Result
Canceled				

at LSU				
Started at	Plays	Yards	Time	Result
Ole Miss 15	6	85	2:13	TD
Ole Miss 0 (KR)	0	0	0:00	TD
Ole Miss 39	6	61	1:33	TD
Ole Miss 35	5	65	1:39	TD
Ole Miss 23	8	77	2:44	TD
Ole Miss 33	6	67	2:15	TD
Ole Miss 20	11	80	3:52	TD

### CHARTING THE BIG PLAYS

— PASSING —						
Player	10-19	20-29	30-39	40-49	50+	Total
Corral	64	19	12	4	11	109
Plumlee	1	0	1	0	0	2
Drummond	0	0	0	1	0	1
<b>TOTAL</b>	<b>65</b>	<b>19</b>	<b>13</b>	<b>5</b>	<b>11</b>	<b>113</b>

— RUSHING —						
Player	10-19	20-29	30-39	40-49	50+	Total
Ealy	24	2	1	0	0	27
Corral	14	6	0	0	0	20
Conner	8	3	1	0	0	12
Parrish Jr.	6	2	0	0	0	8
Plumlee	1	0	1	0	0	2
Moore	1	0	0	0	0	1
Sanogo	0	0	0	1	0	1
<b>TOTAL</b>	<b>54</b>	<b>13</b>	<b>3</b>	<b>1</b>	<b>0</b>	<b>71</b>

— RECEIVING —						
Player	10-19	20-29	30-39	40-49	50+	Total
Moore	28	6	5	1	4	44
Mingo	11	3	3	0	0	17
Yeboah	6	3	2	1	3	15
Drummond	8	1	2	2	0	13
Sanders	3	3	1	0	3	10
Ealy	6	0	0	1	0	7
Conner	2	1	0	0	0	3
Parrish Jr.	1	1	0	0	0	2
Kelly	0	0	0	0	1	1
<b>TOTAL</b>	<b>65</b>	<b>18</b>	<b>13</b>	<b>5</b>	<b>11</b>	<b>112</b>

### IN THE RED ZONE

When the offense moves the ball inside the opponent's 20-yard line, the offense is considered to be in the "red zone," and in prime scoring position. The following chart shows how the Rebel offense performs inside the "red zone" during the 2020 season:

Game	Chances	TD	FG	TO	Downs	Missed FG	Half
Florida	8	4	0	1	1	1	1
Kentucky	6	5	0	0	1	0	0
Alabama	7	5	2	0	0	0	0
Arkansas	5	2	0	2	1	0	0
Auburn	6	4	0	1	1	0	0
Vanderbilt	6	5	0	0	0	1	0
South Carolina	8	6	1	0	0	0	0
Mississippi State	5	2	1	1	2	0	0
Texas A&M (Canceled)	-	-	-	-	-	-	-
LSU	5	5	0	0	0	0	0
<b>Totals</b>	<b>56</b>	<b>38</b>	<b>4</b>	<b>5</b>	<b>6</b>	<b>2</b>	<b>1</b>
<b>Opp. Totals</b>	<b>47</b>	<b>33</b>	<b>8</b>	<b>4</b>	<b>1</b>	<b>0</b>	<b>1</b>

Ole Miss Scoring Percentage: 75.0% (42 of 56)  
Opponents Scoring Percentage: 87.2% (41 of 47)

Ole Miss Points Scored: 277  
Opponents Points Scored: 251

## GAME ONE

### #5 FLORIDA 51, OLE MISS 35

Sept. 26, 2020

Attendance: 13,926 • Vaught-Hemingway Stadium • Oxford, Miss.

OXFORD, Miss. — Despite 613 yards of total offense, the Ole Miss Rebels (0-1 SEC) had few answers for Florida quarterback Kyle Trask as they fell 51-35 to the No. 5 ranked Florida Gators to open the 2020 season.

Sophomore quarterback Matt Corral completed 22 of 31 passes for 395 yards and three touchdown passes. Elijah Moore also had 10 catches for 227 yards, the second most in a single game in Ole Miss history and most against an SEC opponent in school history.

Defensively, the Rebels were led by Keidron Smith, who finished with 12 tackles, followed by Jacquez Jones and Jaylon Jones, who combined for 15 tackles.

Corral found Dontario Drummond twice in the first half, both times for touchdowns. Ole Miss kept pace with Florida through most of the first half, but the Gators used a late two-minute drive to push their lead to 28-14 at the half.

It wouldn't take long for Florida to seize control for good. Two plays into the third quarter, Trask found Pitts for the third time with a 71-yard touchdown strike on a deep pattern to take a 35-14 lead. The Rebels responded with a two-play drive of their own, with Corral finding Elijah Moore wide open for a 57-yard gain. Ealy then hit the end zone from 18 yards out with 13:43 remaining in the third quarter to cut Florida's lead to 35-21.

Ole Miss held firm defensively in their own territory, forcing Florida to kick field goals on their three ensuing drives. Senior Kenny Yeboah broke out for the Rebels, sealing a five play, 81-yard drive with an eight-yard TD reception in the fourth quarter. Jonathan Mingo caught the two-point conversion to make the score 44-29 with 11:00 left to play.

The Rebels had a chance late in the fourth quarter, but the Gators drained 5:37 off the clock on another scoring drive. Snoop Conner found the end zone, capping off a 16-play, 75-yard drive with a goal line score with 58 seconds left. The Rebels recovered the ensuing onside kick and marched down to the Florida 10-yard line but could not convert on two pass attempts in the final eight seconds, ultimately falling to Florida, 51-35.

Florida	14	14	13	10	51
Ole Miss	7	7	7	14	35
1st Quarter					V-H
5:48	UF	K. Pitts 1-yard pass from K. Trask (E. McPherson kick)			7-0
3:43	OM	D. Drummond 46-yard pass from M. Corral (L. Logan kick)			7-7
0:50	UF	T. Grimes 22-yard pass from K. Trask (E. McPherson kick)			14-7
2nd Quarter					
12:04	OM	D. Drummond 14-yard pass from M. Corral (L. Logan kick)			14-14
3:10	UF	K. Toney 16-yard pass from K. Trask (E. McPherson kick)			21-14
0:05	UF	K. Pitts. 16-yard pass from K. Trask (E. McPherson kick)			28-14
3rd Quarter					
14:19	UF	K. Pitts 71-yard pass from K. Trask (E. McPherson kick)			35-14
13:43	OM	J. Ealy 18-yard run (E. McPherson kick)			35-21
9:30	UF	E. McPherson 55-yard field goal			38-21
5:06	UF	E. McPherson 37-yard field goal			41-28
4th Quarter					
12:54	UF	E. McPherson 23-yard field goal			44-28
11:00	OM	K. Yeboah 17-yard pass from M. Corral (J. Mingo pass from M. Corral)			44-29
5:14	UF	K. Pitts 17-yard pass from K. Trask (E. McPherson kick)			51-29
0:58	OM	S. Conner 1-yard run (M. Corral rush failed)			51-35

Team Stats	UF	OM	Individual Leaders
First Downs	32	29	<b>Rushing</b>
Rushes-Yards	29-196	45-170	OM: J. Ealy, 16-79 (TD)
Passing Yards	446	443	UF: K. Toney, 2-55
Comp.-Att.-Int.	31-45-1	24-33-1	<b>Passing</b>
Total Plays-Yards	74-642	78-613	OM: M. Corral, 22-31-395 (3 TD)
Fumbles-Lost	2-0	0	UF: K. Trask, 30-42-416 (6 TD)
Penalties-Yards	4-40	4-45	<b>Receiving</b>
Punt Returns-Avg.	0-0	0-0	OM: E. Moore, 10-227
KO Returns-Avg.	2-20.0	2-19.0	K. Yeboah, 5-91 (TD)
Interceptions	1	1	UF: K. Pitts, 8-170 (4 TD)
Possession Time	33:29	26:31	K. Toney, 5-59 (TD)
3rd Down Conv.	6-10	9-14	
4th Down Conv.	0-0	0-1	

## GAME TWO

### OLE MISS 42, KENTUCKY 41 (OVERTIME)

Oct. 3, 2020

Attendance: 12,000 • Kroger Field • Lexington, Ky.

LEXINGTON, Ky. — For the second consecutive week, the Ole Miss Rebels found themselves in a shootout, but this time, they were able to complete the rally. Ole Miss(1-1) overcame a 14-point deficit in the second half to force overtime and knock off the Kentucky Wildcats, 42-41, for the first win of the Lane Kiffin era in Oxford and the program's first overtime win since 2004.

Matt Corral completed 24 of 29 passes for 320 yards and four touchdowns, two of which went to Jonathan Mingo, who had eight catches for 128 yards. Elijah Moore and Kenny Yeboah combined for 13 catches for 175 and a touchdown each. On the ground, Jerrion Ealy and Snoop Conner combined for 18 carries, 69 yards and a touchdown each. Corral also added 51 rushing yards on 13 attempts. Defensively, the Rebels were led by Jaylon Jones who finished with 10 total tackles, including six solo stops.

After a back and forth first half with a rushing touchdown from Ealy and a 14-yard touchdown grab from Yeboah, Kentucky scored with 29 seconds remaining in the second quarter to take a 21-14 lead heading into halftime.

UK came out running the football in the third quarter to claim a two touchdown lead. Ole Miss responded quickly with Corral hitting Mingo for a 24-yard touchdown pass, bringing the Rebels within 7. A five play drive at the beginning of the fourth quarter, allowed Corral to connect with Mingo again, to tie the game at 28. In the Rebels next offensive series, Snoop Conner scored his second rushing touchdown of the game, putting Ole Miss up 35-28 with 8:23 left.

The Wildcats converted twice on third down, resulting in a drive to tie the game with 2:04 left to play. Two negative plays by the Ole Miss offense resulted in punting the football away with 35 seconds left, forcing the game into overtime.

Terry Wilson quickly found the endzone for Kentucky from 10 yards out, but Mark Ruffolo's missed PAT made the score 41-35. Corral found Elijah Moore near the goal line after four plays and Luke Logan kicking the game winning PAT to secure the Rebels first win of the season.

Ole Miss	7	7	7	14	7	42
Kentucky	14	7	7	7	6	41
1st Quarter						V-H
12:38	OM	J. Ealy 1-yard run (L. McPherson kick)				7-0
7:36	UK	T. Wilson 4-yard run (M. Ruffolo kick)				7-7
1:33	UK	A. Rose 2-yard run (M. Ruffolo kick)				7-14
2nd Quarter						
13:19	OM	K. Yeboah 14-yard pass from M. Corral (L. Logan kick)				14-14
0:29	UK	T. Wilson 22-yard run (M. Ruffolo kick)				14-21
3rd Quarter						
10:41	UK	C. Rodriguez 22-yard run (M. Ruffolo kick)				14-28
09:17	OM	J. Mingo 24-yard pass from Matt Corral (L. Logan kick)				21-28
4th Quarter						
13:37	OM	J. Mingo 16-yard pass from M. Corral (L. Logan kick)				28-28
8:23	OM	S. Conner 1-yard run (L. Logan kick)				35-28
2:04	UK	C. Rodriguez 1-yard run (M. Ruffolo kick)				35-35
Overtime						
15:00	UK	T. Wilson 10-yard run (M. Ruffolo kick failed)				35-41
15:00	OM	E. Moore 3-yard pass from M. Corral (L. Logan kick)				42-41

Team Stats	UK	OM	Individual Leaders
First Downs	26	26	<b>Rushing</b>
Rushes-Yards	56-408	38-139	OM: M. Corral, 13-59
Passing Yards	151	320	UK: T. Wilson, 22-147
Comp.-Att.-Int.	14-18-0	24-29-0	<b>Passing</b>
Total Plays-Yards	74-559	67-459	OM: M. Corral, 24-29-320 (4 TD)
Fumbles-Lost	1-1	0	UK: T. Wilson, 14-18-151
Penalties-Yards	8-81	5-33	<b>Receiving</b>
Punt Returns-Avg.	1-17.0	0-0	OM: J. Mingo, 8-128 (2 TD)
KO Returns-Avg.	1-13.0	1-38.0	E. Moore, 10-92 (TD)
Interceptions	0	0	UK: J. Ali, 7-88
Possession Time	36:05	23:55	A. Hayes 2-30
3rd Down Conv.	6-11	6-12	
4th Down Conv.	0-1	0-1	

### GAME THREE #2 ALABAMA 63, OLE MISS 48

Oct. 10, 2020

Attendance: 14,419 • Vaught-Hemingway Stadium • Oxford, Miss.

OXFORD, Miss. — Ole Miss went toe-to-toe with the No. 2 Crimson Tide, finishing with 647 yards of total offense, but at the end of the night it wasn't enough as Alabama found the end zone eight straight times to defeat the Rebels 63-48.

Quarterback Matt Corral completed 21 of 28 passes for 365 yards, hitting tight end Kenny Yeboah for two touchdowns. Yeboah's 181 receiving yards on seven catches were the most ever by a Rebel tight end, while wide receiver Elijah Moore added 143 yards off of 11 catches. On the ground, Snoop Conner and Jerrion Ealy combined for 40 carries and 248 yards with two touchdowns each. Defensively, Momo Sanogo led the Rebels with nine tackles and Keidron Smith and Jakorey Hawkins each finished with eight tackles.

The 111 combined points and 1,370 combined total yardage were both the most in SEC history for a non-overtime game.

Ole Miss started hot on offense, as it only took four plays to get on the board in a 75-yard drive, resulting in Corral tossing a 6-yard touchdown to Yeboah. The Tide struck back with a pair of 20+ yard gains that ended with a 14-yard touchdown pass from Mac Jones to Devonta Smith.

After a bad snap forced the Rebels into a third-and-long which led to a punt, Alabama had first-and-goal on the Ole Miss one-yard line. Yet, for the second consecutive week, Ole Miss forced a goal line fumble and the Rebels recovered at the 11-yard line.

With the Crimson Tide ahead 42-35, Ole Miss completed their third fourth down conversion of the game with a Conner touchdown from the one-yard line. Alabama made their way back to the endzone quickly, pulling away to a 49-42 lead with 10 minutes left. The Rebels were unable to catch up the rest of the game, with a pair of field goals from kicker Luke Logan cutting the deficit to 56-48 with 1:28 remaining, ultimately falling 63-48.

Alabama	7	14	21	21	63
Ole Miss	7	14	14	13	48
1st Quarter					
14:06	OM	K. Yeboah 6-yard pass from M. Corral (L. Logan kick)			0-7
9:29	UA	D. Smith 14-yard pass from M. Jones (W. Reichard kick)			7-7
2nd Quarter					
13:31	OM	J. Ealy 3-yard run (L. Logan kick)			7-14
6:51	UA	B. Robinson Jr. 1-yard run (W. Reichard kick)			14-14
3:15	OM	S. Conner 2-yard run (L. Logan kick)			14-21
1:00	UA	N. Harris 5-yard run (W. Reichard kick)			21-21
3rd Quarter					
13:45	UA	N. Harris 33-yard run (W. Reichard kick)			28-21
12:47	OM	K. Yeboah 68-yard pass from M. Corral (L. Logan kick)			28-28
10:19	UA	M. Forristall 3-yard pass from M. Jones (W. Reichard kick)			35-28
6:19	OM	J. Ealy 9-yard run (L. Logan kick)			35-35
2:39	UA	N. Harris 3-yard run (W. Reichard kick)			42-35
4th Quarter					
11:31	OM	S. Conner 1-yard run (L. Logan kick)			42-42
10:00	UA	N. Harris 16-yard run (W. Reichard kick)			44-29
7:01	OM	L. Logan 39-yard field goal			49-45
3:16	UA	D. Smith 14-yard run (W. Reichard kick)			56-45
1:29	OM	L. Logan 29-yard field goal			56-48
1:09	UA	N. Harris 39-yard run (W. Reichard kick)			63-48

Team Stats	UA	OM	Individual Leaders
First Downs	37	31	
Rushes-Yards	39-306	57-268	
Passing Yards	417	379	
Comp.-Att.-Int.	28-32-0	22-29-0	
Total Plays-Yards	71-723	86-647	
Fumbles-Lost	1-1	0-0	
Penalties-Yards	8-76	6-67	
Punt Returns-Avg.	0-0	0-0	
KO Returns-Avg.	5-13.4	2-11.0	
Interceptions	0	0	
Possession Time	28:45	31:15	
3rd Down Conv.	6-7	9-17	
4th Down Conv.	0-0	4-4	
			<b>Rushing</b>
			OM: S. Conner, 21-131 (2 TD)
			UA: N. Harris, 23-206 (5 TD)
			<b>Passing</b>
			OM: M. Corral, 21-28-365 (2 TD)
			UA: M. Jones, 28-32-417 (2 TD)
			<b>Receiving</b>
			OM: K. Yeboah, 7-181 (2 TD)
			E. Moore, 11-143
			UA: D. Smith, 13-164
			J. Waddle, 6-120

### GAME FIVE ARKANSAS 33, OLE MISS 21

Oct. 17, 2020

Attendance: 16,500 • Donald W. Reynolds Stadium • Fayetteville, Ark.

FAYETTEVILLE, Ark. — An Ole Miss Rebel offense that has been among the nation's best through the first three weeks of the season was silenced for two and a half quarters. Turnovers and goal line stops proved costly as the Rebels (1-3) could not complete a 20-point rally as they fell the Arkansas Razorbacks 33-21 at Donald W. Reynolds Stadium on Saturday.

Matt Corral completed 20 of 38 passes for 200 yards and two touchdown passes with six interceptions. On the ground, Jerrion Ealy led the Rebels with 112 yards and a touchdown on 23 carries. Elijah Moore had 113 yards and a touchdown catch, his fourth straight game with 10 or more catches. Overall, the Rebels out-gained Arkansas 442-394. Defensively, the Rebels were led by Ryder Anderson who finished with 13 tackles, two TFLs and a sack. Jalen Jordan also added a career-high 11 tackles.

The Rebels started the game on defense and forced a three-and-out for the first time this season on an opening drive. Ole Miss later converted a 4th down and moved the ball to the Arkansas goal line. On fourth down, Corral's exchange went awry and Arkansas took over at their own 5-yard line with 9:58 to go in the first quarter.

Ole Miss was held scoreless throughout the first half for the first time this season, and was unable to reach the endzone until the third quarter off a 10-play, 56-yard drive with a touchdown pass from Corral to Moore from seven yards out. On the ensuing drive, Ole Miss got their first turnover of the game, as LeDarrius Cox recovered the football at the Arkansas 17-yard line.

The Rebels were back in the game early in the fourth quarter from an eight-play, 66-yard drive with a 21-yard touchdown pass from Corral to Jonathan Mingo. With 12:06 remaining, Arkansas lead was cut to 20-14. After the Razorbacks added another touchdown to the board, Ole Miss answered with a fake punt on fourth down to MoMo Sanogo to lead them into Arkansas territory. With 5:50 left, the Rebels only trailed 26-21. Corral's fifth interception of the day resulted in a pick-six to put Arkansas up 33-21.

Ole Miss	0	0	7	14	21
Arkansas	7	13	0	13	33
1st Quarter					V-H
5:47	AR	R. Boyd 1-yard run (A. Reed kick)			0-7
2nd Quarter					
10:50	AR	A. Reed 23-yard field goal			0-10
10:40	UR	J. Catalon 35-yard interception return (A. Reed kick)			0-17
1:41	AR	A. Reed 32-yard field goal			0-20
3rd Quarter					
4:35	OM	E. Moore 7-yard pass from M. Corral (L. Logan kick)			7-20
4th Quarter					
12:06	OM	J. Mingo 21-yard pass from M. Corral (L. Logan kick)			14-20
7:36	AR	T. Burks 7-yard pass from F. Franks (F. ranks rush failed)			14-26
5:30	OM	J. Ealy 1-yard run (L. Logan kick)			21-26
3:07	AR	G. Morgan 23-yard interception return (A. Reed kick)			21-33

Team Stats	OM	AR	Individual Leaders
First Downs	23	24	
Rushes-Yards	53-242	48-150	
Passing Yards	200	244	
Comp.-Att.-Int.	20-38-6	21-34-1	
Total Plays-Yards	91-442	82-394	
Fumbles-Lost	1-1	1-1	
Penalties-Yards	6-35	3-15	
Punt Returns-Avg.	3-40.7	7-46.9	
KO Returns-Avg.	4-57.2	7-60.4	
Interceptions	6	1	
Possession Time	29:31	30:29	
3rd Down Conv.	4-16	6-17	
4th Down Conv.	5-9	1-1	
			<b>Rushing</b>
			OM: J. Ealy, 23-112 (TD)
			AR: T. Smith, 15-54
			<b>Passing</b>
			OM: M. Corral, 20-38-200 (2 TD)
			AR: F. Franks, 21-34-244 (TD)
			<b>Receiving</b>
			OM: E. Moore 11-113 (TD)
			AR: T. Burks, 11-137 (TD)



## GAME FIVE

### AUBURN 35, OLE MISS 28

Oct. 24, 2020

Attendance: 15,307 • Vaught-Hemingway Stadium • Oxford, Miss.

OXFORD, Miss. — Ole Miss came out on the short end of Saturday's game against the Auburn Tigers in a second half that featured four lead changes. Matt Corral accounted for three scores and 242 yards of total offense, but all to no avail as the Rebels fell 35-28.

Corral completed 16 of 27 passes for 154 yards and a touchdown pass to Elijah Moore, who had five catches and 16 yards. Corral also led the Rebels on the ground with 88 yards on 10 attempts. Kenny Yeboah led the Rebels through the air with four catches and 83 yards. On the ground, Snoop Conner and Jerrion Ealy combined for 30 carries and 149 yards with Ealy getting a touchdown run. Defensively, the Rebels were led by Keidron Smith, who finished with 12 total tackles. Sam Williams, Jacquez Jones and Lakin Henry combined for 29 tackles. The Rebels defense surrendered 21 second-half points after yielding the fewest first-half points this season.

Following consecutive three-and-outs to open the game, the Rebels found their way to the Tiger four-yard line. Corral's pass across the middle of the end zone was intercepted which set up an Auburn drive at their own five-yard line. The Tigers proceeded to go 95 yards in 14 plays to give them a 7-0 lead with 2:14 left in the first quarter.

To start the second quarter, Corral capped off a 10-play, 75-yard drive with a six-yard touchdown pass to tie the game at seven. The Tigers used 10 plays of their own to retake the lead at 14-7. The Rebels would again reach Auburn territory where Corral found the end zone with his legs from five yards out. The game was once tied again at 14 and knotted up going into halftime.

In the third, Corral found Kenny Yeboah wide open on the sideline for a 60-yard gain, setting up a 10-yard touchdown run for Corral the next play. The Rebels took their first lead of the game, 21-14, with 7:09 left in the quarter. The Tigers answered with a 10-play, 88-yard drive to tie the game at 21 with 2:57 remaining in the third quarter.

The Tigers regained the lead with 10:12 left in the game off an 18-yard touchdown run, after a failed PAT attempt Auburn had a 27-21 lead. Ole Miss moved the ball down field mostly via run game and found the end zone with 5:43 left to play to take a 28-27 lead. With 1:11 remaining, Auburn reached the endzone from 58 yards out. After a successful two-point conversion, the Tigers ultimately took the lead and the win at 35-28.

Auburn	7	7	7	14	35
Ole Miss	0	14	7	7	28
1st Quarter					V-H
2:17	AU	T. Bigsby 4-yard run (A. Carlson kick)			7-0
2nd Quarter					
13:46	OM	E. Moore 6-yard pass from M. Corral (L. Logan kick)			7-7
9:11	AU	B. Nix 4-yard run (A. Carlson kick)			14-7
3:35	OM	M. Corral 5-yard run (L. Logan kick)			14-14
3rd Quarter					
7:09	OM	M. Corral 10-yard run (L. Logan kick)			14-21
2:57	AU	S. Shivers 1-yard run (A. Carlson kick)			21-21
4th Quarter					
10:12	AU	T. Bigsby 18-yard run (B. Patton rush failed)			27-21
5:43	OM	J. Ealy 5-yard run (L. Logan kick)			27-28
1:11	AU	S. Williams 42-yard pass from B. Nix (S. Williams pass)			35-28

Team Stats	AU	OM	Individual Leaders
First Downs	26	25	<b>Rushing</b>
Rushes-Yards	47-224	51-283	OM: M. Corral, 10-88 (2 TD)
Passing Yards	238	161	AU: T. Bigsby, 24-129 (2 TD)
Comp.-Att.-Int.	23-30-0	17-28-2	<b>Passing</b>
Total Plays-Yards	77-462	79-44	OM: M. Corral, 16-27-154 (1 TD)
Fumbles-Lost	2-0	1-0	AU: B. Nix, 23-30-238 (1 TD)
Penalties-Yards	3-35	1-5	<b>Receiving</b>
Punt Returns-Avg.	1-7.0	1-(-9.0)	OM: K. Yeboah, 4-83
KO Returns-Avg.	4-19.8	2-18.5	D. Drummond, 3-27
Interceptions	2	0	AU: S. Williams, 8-134
Possession Time	31:48	28:12	A. Schwartz, 7-159
3rd Down Conv.	11-16	10-16	
4th Down Conv.	0-1	1-2	

## GAME SIX

### OLE MISS 54, VANDERBILT 21

Oct. 31, 2020

Attendance: 840 • Vanderbilt Stadium • Nashville, Tenn.

NASHVILLE, Tenn. — The Rebels scored early and often in a dominant 54-21 win over the Vanderbilt Commodores on Halloween night, setting plenty of records along the way.

Elijah Moore put on a record setting performance in the first half. He became the only Rebel to have multiple 200-yard receiving games in a single season, broke A.J. Brown's school record for yards in a single game (238) and tied Brown and Laquon Treadwell's school record for most receptions in a game (14).

Matt Corral completed 31-of-34 passes for 412 yards and six touchdowns with no interceptions. His 19-for-19 start in the first half broke Eli Manning's record for consecutive completions that stood for 19 years. His 91.2 completion percentage is also a school record for a minimum of 30 attempts and tied the SEC record.

Besides Moore, Johnathan Mingo finished second on the team with six catches and 90 yards. Dontario Drummond, Kenny Yeboah and Braylon Sanders all combined for four touchdown grabs with Yeboah catching two to tie Moore with a team-high six on the year.

On the ground, Jerrion Ealy rushed for 95 yards on 15 carries but snapped a string of six consecutive games with a rushing touchdown.

Defensively, the Rebels allowed their lowest point total of the season (21) and the fewest rushing yards (102) since last season against New Mexico State.

The Rebels scored early and often, with their first touchdown from Snoop Conner at 3:19 into the game. A 93 yard drive resulting in a Corral to Yeboah touchdown, and Corral connecting with Moore for a 36-yard touchdown allowed the Rebels to take 21-0 lead after the first quarter.

Vanderbilt was able to find the endzone twice in the second quarter, but the Rebels persisted adding two more touchdowns from Corral to Moore to take a 33-14 lead at the half.

Ole Miss tacked on three touchdowns in the third quarter to extend their lead, and take the win over the Commodores.

Ole Miss	21	12	21	0	54
Vanderbilt	0	14	0	7	21
1st Quarter					V-H
5:47	OM	S. Conner 1-yard run (L. Logan kick)			7-0
2:49	OM	K. Yeboah 9-yard pass from M. Corral (L. Logan kick)			14-0
0:49	OM	E. Moore 36-yard pass from M. Corral (L. Logan kick)			21-0
2nd Quarter					
12:08	VU	B. Bresnahan 43-yd pass from K. Seals (W. Farley kick)			21-7
8:26	OM	E. Moore 1-yd pass from M. Corral (L. Logan kick failed)			27-7
1:58	OM	E. Moore 28-yd pass from M. Corral (M. Corral pass failed)			33-7
0:23	VU	C. Pierce 16-yd pass from K. Seals (W. Farley kick)			33-14
3rd Quarter					
8:49	OM	D. Drummond 14-yd pass from M. Corral (M. Corral rush)			41-14
7:06	OM	K. Yeboah 9-yd pass from M. Corral (L. Logan kick)			48-14
0:37	OM	B. Sanders 37-yd pass from J.R. Plumlee (L. Logan kick failed)			54-14
4th Quarter					
4:28	VU	K. Henry-Brooks 1-yd run (W. Farley kick)			54-21

Team Stats	OM	VU	Individual Leaders
First Downs	35	24	<b>Rushing</b>
Rushes-Yards	42-192	34-102	OM: J. Ealy, 15-95
Passing Yards	449	319	VU: K. Henry-Brooks, 23-68
Comp.-Att.-Int.	32-37-0	31-41-1	<b>Passing</b>
Total Plays-Yards	79-641	75-421	OM: M. Corral, 31-35-412 (6 TD)
Fumbles-Lost	1-1	3-2	VU: K. Seals, 31-40-319 (2 TD)
Penalties-Yards	8-75	6-50	<b>Receiving</b>
Punt Returns-Avg.	0-0	1-7.0	OM: E. Moore, 14-238 (3 TD)
KO Returns-Avg.	2-21.0	2-18.5	VU: C. Johnson, 14-97
Interceptions	1	0	
Possession Time	29:52	30:08	
3rd Down Conv.	6-9	8-14	
4th Down Conv.	1-1	1-1	

### GAME SEVEN OLE MISS 59, SOUTH CAROLINA 42

Nov. 14, 2020

Attendance: 13,596 • Vaught-Hemingway Stadium • Oxford, Miss.

**OXFORD, Miss.** — For the second consecutive week, the opponent had few answers for the Ole Miss Rebel offense. Trailing by four, the Rebels scored 21 unanswered points in the fourth quarter to outlast the South Carolina Gamecocks 59-42. The 101 combined points tied for the third most between the two SEC opponents in regulation.

Matt Corral became the first Rebel quarterback to crack 500 yards passing in a single game. He completed 28 of 32 passes for 513 yards with four touchdowns. Elijah Moore became only the fourth Rebel receiver to surpass 1,000 yards and the fastest receiver to do so. Moore caught 13 passes for 225 yards and two touchdowns. Braylon Sanders caught four passes for a career-high 141 yards. On the ground, Jerriion Ealy had 84 yards on 17 carries. Ole Miss finished with 708 yards of total offense, the third most in school history, including the most ever in an SEC game. Defensively, Ole Miss was led by Lakia Henry with 10 tackles followed by Jon Haynes with nine. A.J. Finley had six tackles with the Rebels' only turnover, an interception.

After a back and forth first half where Corral threw for two touchdowns and accounted for one on the ground, Ole Miss took a three point lead headed into the lockerroom off a Luke Logan 22-yard field goal.

The Rebels were able to capitalize having the ball to start the half, with a two-yard touchdown run from Snoop Conner to increase the lead to 31-21. The Gamecocks fired back to cut the Ole Miss lead within three with 5:39 remaining in the third quarter. followed by a 44-yard touchdown run to re-take the lead at 35-31. The see-saw game continued as Ole Miss grabbed the lead back off a 12-yard touchdown run from Ealy.

South Carolina once again found the endzone to take a 42-38 lead with 12:50 remaining. However the Ole Miss offense proved to be too much, scoring three touchdowns in the remaining minutes of the game to defeat the Gamecocks and win their first game at home of the season.

South Carolina		7	14	14	7	42
Ole Miss		14	10	14	21	59
1st Quarter						V-H
9:24	SC	S. Smith 11-yard pass from C. Hill (P. White kick)				7-0
4:45	OM	D. Drummond 3-yard pass from M. Corral (L. Logan kick)				7-7
0:47	OM	M. Corral 3-yard run (L. Logan kick)				7-14
2nd Quarter						
14:18	SC	K. Harris 46-yard run (P. White kick)				14-14
9:38	OM	J. Ealy 15-yard pass from M. Corral (L. Logan kick)				14-21
3:36	SC	K. Harris 1-yd run (P. White kick)				21-21
0:00	OM	L. Logan 22-yd field goal				21-24
3rd Quarter						
10:34	OM	S. Conner 2-yd run (L. Logan kick)				21-31
5:39	SC	K. Harris 1-yd run (P. White kick)				28-31
2:59	SC	K. Harris 44-yd run (P. White kick)				35-31
1:11	OM	J. Ealy 12-yd run (L. Logan kick)				35-38
4th Quarter						
12:50	SC	K. Harris 12-yd run (P. White kick)				42-38
12:02	OM	E. Moore 91-yd pass from M. Corral (L. Logan kick)				42-45
6:09	OM	J. Ealy 5-yd run (L. Logan kick)				42-52
3:40	OM	E. Moore 25-yd pass from M. Corral (L. Logan kick)				42-59

Team Stats	SC	OM	Individual Leaders
First Downs	27	31	<b>Rushing</b>
Rushes-Yards	39-318	48-195	OM: J. Ealy, 17-84 (2 TD)
Passing Yards	230	513	SC: K. Harris, 25-243 (5 TD)
Comp.-Att.-Int.	17-29-1	28-32-0	<b>Passing</b>
Total Plays-Yards	68-548	80-708	OM: M. Corral, 28-32-513 (4 TD)
Fumbles-Lost	1-0	3-1	SC: C. Hill, 17-28-230 (TD)
Penalties-Yards	4-53	6-45	<b>Receiving</b>
Punt Returns-Avg.	0-0	0-0	OM: E. Moore, 13-225 (2 TD)
KO Returns-Avg.	3-20.0	2-15.0	B. Sanders, 4-141
Interceptions	0	1	SC: S. Smith, 10-117 (TD)
Possession Time	29:19	30:41	J. Brooks, 3-47
3rd Down Conv.	5-11	7-13	
4th Down Conv.	2-4	4-4	

### GAME EIGHT OLE MISS 31, MISSISSIPPI STATE 24

Nov. 28, 2020

Attendance: 16,218 • Vaught-Hemingway Stadium • Oxford, Miss.

**OXFORD, Miss.** — The Rebels started fast and did just enough defensively in a 31-24 victory over the Mississippi State Bulldogs in the 117th edition of the Egg Bowl Rivalry.

Matt Corral completed 24 of 36 passes for 385 yards and two touchdown passes. Elijah Moore became the school's all-time record holder for receptions in a season with 86, passing A.J. Brown. Moore added 139 yards through the air. Braylon Sanders and Dontario Drummond combined for four catches and 171 yards with a score each.

On the ground, Jerriion Ealy led the Rebels with 93 yards on 18 carries and a touchdown which sealed the game late. Henry Parrish, Snoop Conner and Corral combined for 68 yards on 25 attempts.

Defensively, Ole Miss was led by Lakia Henry with 10 total tackles. Otis Reese totaled eight tackles and a pass breakup in his first action as an Ole Miss Rebel. The Rebel defense forced MSU to go 3-of-14 on third down, including an 0-for-4 mark in the game's final 15 minutes.

After being unable to convert in the MSU endzone early, the Rebels ultimately drew first blood following another three-and-out. Corral connected with four different receivers and capped off a 54-yard drive with a 48-yard touchdown strike to Drummond to give Ole Miss a 7-0 lead with 6:03 left in the first quarter.

Ole Miss was able to capitalize off of Deane Leonard's fumble recovery to take the ball from the MSU 16-yard line and into the end zone off a Conner 1-yard touchdown run to extend the lead to 14-0 as the first quarter drew to a close.

Mississippi State fired back early in the second quarter off a four play drive to cut the Rebel lead to 14-7. After forcing a three-and-out, Ole Miss faced 3rd-and-18 from their own 19-yard line. Corral threw a rocket to Sanders to come up with an 81-yard touchdown and a 21-7 lead. As time on the clock neared halftime, MSU was able to complete a 93-yard drive off an 11-yard touchdown to trail 21-14 at the break.

With four consecutive punts to begin the second half and a scoreless third quarter, the Rebels extended their lead to 24-14 off a 26-yard Luke Logan field goal. MSU responded with a 75-yard drive to pull within three at 24-21 with 7:51 remaining in the game.

Ole Miss countered by converting twice on third down and reaching the Bulldog end zone off an 8-yard Ealy run to extend their lead by 10 with 4:48 remaining.

MSU had to settle for a 25-yard field goal with 2:08 left to play. The Rebels recovered the ensuing onside kick, to milk the clock and seal Lane Kiffin's first Egg Bowl victory.

Mississippi State			0	14	0	10	24
Ole Miss			14	7	0	10	31
1st Quarter							V-H
6:03	OM	D. Drummond 48-yard pass from M. Corral (L. Logan kick)					0-7
0:16	OM	S. Conner 1-yd run (L. Logan kick)					0-14
2nd Quarter							
13:37	MS	M. Heath 6-yd pass from W. Rogers (B. Ruiz kick)					7-14
9:44	OM	B. Sanders 81-yd pass from M. Corral (L. Logan kick)					7-21
0:06	MS	M. Heath 11-yd pass from W. Rogers (B. Ruiz kick)					14-21
4th Quarter							
13:40	OM	L. Logan 26-yd field goal					14-24
7:51	MS	A. Williams 7-yd pass from W. Rogers (B. Ruiz kick)					21-24
4:48	OM	J. Ealy 8-yd run (L. Logan kick)					21-31
2:08	MS	B. Ruiz 25-yd field goal					24-31

Team Stats	MS	OM	Individual Leaders
First Downs	23	24	<b>Rushing</b>
Rushes-Yards	16-39	45-163	MS: W. Rogers, 4-26
Passing Yards	440	387	OM: J. Ealy, 18-93
Comp.-Att.-Int.	45-62-0	25-37-0	<b>Passing</b>
Total Plays-Yards	78-479	82-550	MS: W. Rogers, 45-61-440 (3 TD)
Fumbles-Lost	1-1	1-0	OM: M. Corral, 24-36-385 (2 TD)
Penalties-Yards	5-47	10-81	<b>Receiving</b>
Punt Returns-Avg.	0-0	1-10.0	MS: J. Walley, 9-176
KO Returns-Avg.	0-0	1-22.0	OM: E. Moore, 12-139
Interceptions	0	0	
Possession Time	32:27	27:33	
3rd Down Conv.	3-14	8-18	
4th Down Conv.	3-3	3-6	

# GAME NINE LSU 53, OLE MISS 48

Dec. 19, 2020

Attendance: 21,905 • Tiger Stadium • Baton Rouge, La.

**BATON ROUGE, La.** — Facing an early deficit and a driving rain at Tiger Stadium, the Rebel's comeback attempt fell just short as they couldn't overcome six turnovers in a 53-48 defeat to LSU.

Matt Corral completed 15 of 27 passes for 251 yards and three touchdowns through the air while adding 17 carries for 158 yards on the ground—but was also responsible for five interceptions and the game-sealing fumble late in the fourth quarter. Braylon Sanders led the Rebels in receiving with four catches, 70 yards and two touchdowns. On the ground, Henry Parrish Jr. had 16 carries for 82 yards and two scores, all three of which are career highs.

Defensively, Lakin Henry led Ole Miss with 12 tackles, followed by Jacquez Jones with 11. As a defense, the Rebels surrendered 593 total yards.

After a back and forth first half, which included a 100-yard kickoff return from Jerriion Ealy, LSU headed into the locker room with a 34-21 lead after capitalizing off of four Corral interceptions.

As rain began to pour in the second half, Corral threw his fifth interception of the game. LSU took advantage of the short field position to extend their lead to 37-21. The Rebels responded with a five play, 65 yard drive to cut the deficit to 37-27 with 8:11 remaining in the third. After a three-and-out by the Tigers, Corral found Dontario Drummond in the back of the endzone to make it a one score game at 37-34 with 4:03 left in the third. LSU kicked their fourth field goal of the game to head into the fourth quarter with a 40-34 lead.

The Rebels took back the lead with a 25-yard touchdown from Corral to Sanders for 41-40 lead. Capitalizing off an LSU interception, Ole Miss was able to return to the end zone from a Corral run to extend the lead to 48-40. LSU quickly returned down the field and cut the Rebel lead to 48-46. The Ole Miss defense was unable to hold back the Tiger offense as they added one final touchdown to retake the lead 53-48. A last minute fumble from Corral put the game on ice for an LSU win.

Ole Miss	7	14	13	14	48
LSU	10	24	6	13	53
1st Quarter					V-H
11:18	OM	B. Sanders 20-yard pass from M. Corral (L. Logan kick)			7-0
5:35	LSU	C. York 34-yard field goal			7-3
5:26	LSU	J. Ward 31-yard interception return (C. York kick)			7-10
2nd Quarter					
12:17	LSU	M. Johnson 1-yard run (C. York kick)			7-17
12:03	OM	J. Ealy 100-yard kickoff return (L. Logan kick)			14-17
4:50	LSU	K. Boutte 32-yard pass from M. Johnson (C. York kick)			14-24
3:07	OM	H. Parrish Jr. 1-yard run (L. Logan kick)			21-24
0:58	LSU	K. Boutte 18-yard pass from M. Johnson (C. York kick)			21-31
0:02	LSU	C. York 34-yard field goal			21-34
3rd Quarter					
9:50	LSU	C. York 23-yard field goal			21-37
8:11	OM	H. Parrish 10-yard run (J. Plumlee rush failed)			27-37
4:03	OM	D. Drummond 5-yard pass from M. Corral (L. Logan kick)			34-37
2:16	LSU	C. York 50-yard field goal			34-40
4th Quarter					
14:53	OM	B. Sanders 25-yard pass from M. Corral (L. Logan kick)			41-40
8:43	OM	M. Corral 2-yard run (L. Logan kick)			48-40
5:31	LSU	M. Johnson 1-yard run (M. Johnson pass failed)			48-46
1:34	LSU	K. Boutte 45-yard pass from M. Johnson (C. York kick)			48-53

Team Stats	OM	LSU	Individual Leaders
First Downs	25	29	<b>Rushing</b>
Rushes-Yards	48-307	43-158	OM: M. Corral, 17-158 (1 TD)
Passing Yards	251	435	LSU: J. Williams, 12-55
Comp.-Att.-Int.	15-27-5	27-51-1	<b>Passing</b>
Total Plays-Yards	75-558	94-593	OM: M. Corral, 15-27-251 (3 TD)
Fumbles-Lost	1-1	0-0	LSU: M. Johnson, 27-51-435 (3 TD)
Penalties-Yards	6-51	4-39	<b>Receiving</b>
Punt Returns-Avg.	3-47.3	5-42.2	OM: B. Sanders, 4-70 (2 TD)
KO Returns-Avg.	8-57.1	11-57.5	H. Parrish Jr., 4-27
Interceptions	1	5	LSU: K. Boutte, 14-308 (3 TD)
Possession Time	26:45	33:15	
3rd Down Conv.	5-12	5-18	
4th Down Conv.	2-3	3-3	



eli  
**73 ACKER**

Columbus, Miss. • Heritage Academy  
6-5 • 290 • HS • General Business

FR.  
OL



**2020:** at Vanderbilt (10/31/20): Made his collegiate debut, appearing on 14 snaps as a reserve right tackle versus the Commodores ... Member of the 2019-20 signing class ... **HIGH SCHOOL:** Listed as a 4-star prospect by ESPN ... Rated a 3-star prospect by Rivals and 247Sports ... Ranked No. 8 player in the state of Mississippi by both 247Sports Composite and ESPN ... Ranked as the 34th offensive tackle by the 247Sports composite rankings ... Helped lead the Patriots to a MAIS 5A state championship as a senior ... Was a 2019 first team MaxPreps Small Schools All-America selection ... Tabbed the 2019 MAIS 5A Player of the Year ... Selected to the MAIS All-Star Game ... Named all-state by MaxPreps and the Clarion-Ledger following senior season ... Chose Ole Miss over offers from Alabama, Georgia, Mississippi State, Arkansas, Notre Dame, Miami and Nebraska ... Also lettered in basketball at Heritage Academy ... Coached by Sean Harrison ... **PERSONAL:** Son of John and Alise Acker ... Full name is Elijah Kirk Acker ... Born May 11, 2001 ... General business major.

ryder  
**89 ANDERSON**

Katy, Texas • Katy  
6-6 • 275 • 3L • Integrated Marketing Comm.

SR.  
DE



**2020:** at LSU (12/19/20): Totaled six tackles and a quarterback hurry as the starting defensive end ... vs. Mississippi State (11/28/20): Started at defensive end and totaled two tackles in the Egg Bowl win ... vs. South Carolina (11/14/20): Lined up as the Rebels' starting defensive end ... Recorded three total tackles, including one for a loss and a three-yard sack ... at Vanderbilt (10/31/20): Made his sixth start of the season and tallied five total tackles, including 1.5 tackles for loss ... vs. Auburn (10/24/20): Started at defensive end and recorded three tackles ... at Arkansas (10/17/20): Totaled a career-high 13 total tackles, including 2.0 for a loss and a sack ... Also notched one QB hurry ... vs. #2 Alabama (10/10/20): Notched two tackles and broke up a pass while starting at defensive end ... at Kentucky (10/3/20): Started for the second straight week ... recorded four total tackles, including one for a loss, and recovered a fumble ... vs. #5 Florida (9/26/20): Earned the start at defensive tackle in season opener ... Tallied two total tackles and a team-high three quarterback hurries ... **2019:** Appeared in the first five contests of the year, starting four, before suffering a season-ending lower leg injury at Alabama ... Finished the season with 14 total tackles, including 2.5 tackles for loss and two sacks ... **2018:** Appeared in all 12 games during sophomore campaign, including two starts ... Recorded 33 tackles on the season, including 4.0 TFL ... **2017:** Played in 10 games as a reserve on the defensive line ... **HIGH SCHOOL:** A consensus 3-star prospect ... Ranked the No. 25 defensive end in the country by ESPN and the state of Texas' No. 10 DE by Scout ... Helped Katy to a 10-3 record as a senior after a perfect 16-0 season and state championship his junior year ... Compiled a high school career record of 55-6 ... Played defensive end, outside linebacker and tight end ... **PERSONAL:** Son of Rod and Jobie Anderson ... Full name is Ryder Patrick Anderson... Born: Oct. 15, 1998 ... Younger brother of former Oklahoma running back and current Cincinnati Bengal Rodney Anderson and nephew of former Alabama and NFL defensive end Mark Anderson ... Plans to pursue a career in sports broadcasting ... SEC Fall Academic Honor Roll in 2019 ... Athletic Director's Honor Roll in spring 2020 ... Graduated with a bachelor's in integrated marketing communications in May 2020.

### ANDERSON'S CAREER STATISTICS

#### —DEFENSE—

YEAR	G-S	UT	AT	TT	TFL-YDS	SACKS-YDS
2017	10-0	3	6	9	1.5-11	1.5-11
2018	12-2	9	24	33	4.0-18	1.0-9
2019	5-4	8	6	14	2.5-13	2.0-12
2020	9-9	16	24	40	5.0-22	1.5-10
<b>Total</b>	<b>36-15</b>	<b>36</b>	<b>60</b>	<b>96</b>	<b>13.0-64</b>	<b>6.0-42</b>

YEAR	FF	FR	PD	QBH	INT	BLK
2017	0	0	0	5	0	1
2018	1	0	0	3	0	0
2019	0	0	0	3	0	0
2020	0	1	1	5	0	0
<b>Total</b>	<b>1</b>	<b>1</b>	<b>1</b>	<b>16</b>	<b>0</b>	<b>1</b>

### ANDERSON'S CAREER HIGHS

TACKLES: 13, at Arkansas (10/17/20)  
SOLO TACKLES: 7, at Arkansas (10/17/20)  
TFLs: 2.0, at Arkansas (10/17/20)  
SACKS: 1.0, 4x, MR: at Arkansas (10/17/20)  
QB HURRIES: 3, 2x, MR: vs. Florida (9/26/20)  
PASS DEFLECTIONS: 1, vs. Alabama (10/10/20)  
BLOCKS: 1, vs. UT Martin (9/9/17)

# 30 zikerrion BAKER

Mooringsport, La. • Minden

6-1 • 235 • 2L • Sport & Recreation Admin.

JR.  
LB



**2020:** at LSU (12/19/20): Played 30 snaps on special teams and didn't record any stats ... vs. Mississippi State (11/28/20): Lined up on special teams and did not record any stats in the Egg Bowl win ... vs. South Carolina (11/14/20): Appeared on special teams and tallied one total tackle ... at Vanderbilt (10/31/20): Primarily saw action on special teams, recording a tackle and recovering his first career fumble ... Also saw action on special teams ... vs. Auburn (10/24/20): Played four snaps as a reserve linebacker and tallied one total tackle ... at Arkansas (10/17/20): Saw action on 21 snaps on special teams and didn't record any stats ... vs. #2 Alabama (10/10/20): Recorded two solo tackles, playing snaps on defense as a reserve linebacker and on special teams ... at Kentucky (10/3/20): Saw action on special teams ... Did not record any stats ... vs. #5 Florida (9/26/20): Saw action vs. the Gators exclusively on special teams ... Did not record any stats ... **2019:** Saw action in one contest (New Mexico State) at backup linebacker and on special teams ... Did not record any statistics ... **2018:** Appeared in nine games as a backup linebacker ... Recorded six total tackles on the season ... **2017:** Did not see any action and was redshirted ... Member of 2017 signing class ... **HIGH SCHOOL:** Rated a 3-star recruit by 247Sports and a 2-star prospect by Rivals ... Rated the nation's No. 67 inside linebacker by 247Sports ... Two-time Louisiana Sports Writers Association First Team All-State selection ... Helped Minden reach the 4A state championship game as a senior, while compiling 81 tackles, 13 tackles for loss, six sacks and six forced fumbles ... Times Picayune 4A Defensive Player of the Year and Shreveport Times All-Area Defensive Player of the Year as a junior when he racked up 103 tackles and five sacks ... Coached in high school by Spencer Heard ... **PERSONAL:** Son of Raquel Baker and Benny Jackson ... Full name is Zikerrion K. Baker ... Born: Aug. 4, 1998 ... Athletic Director's Honor Roll in spring 2020 ... Sport & recreation administration major.

## BAKERS' CAREER STATISTICS

### —DEFENSE—

YEAR	G-S	UT	AT	TT	TFL-YDS	SACKS-YDS
2018	9-0	3	3	6	0.0-0	0.0-0
2019	1-0	0	0	0	0.0-0	0.0-0
2020	9-0	2	3	5	0.0-0	0.0-0
<b>Total</b>	<b>19-0</b>	<b>5</b>	<b>6</b>	<b>11</b>	<b>0.0-0</b>	<b>0.0-0</b>

YEAR	FF	FR	PD	QBH	INT	BLK
2018	0	0	0	0	0	0
2019	0	0	0	0	0	0
2020	0	1	0	0	0	0
<b>Total</b>	<b>0</b>	<b>1</b>	<b>0</b>	<b>0</b>	<b>0</b>	<b>0</b>

## BAKERS' CAREER HIGHS

TACKLES: 2, x2, MR: vs. Alabama (10/10/20)

SOLO TACKLES: 2, vs. Alabama (10/10/20)

# 6 miles BATTLE

Houston, Texas • Cy Creek

6-3 • 195 • 2L • Integrated Marketing Comm.

SO.  
DB



**2020:** Switched from receiver to defensive back five games into the season ... at LSU (12/19/20): Played 13 snaps as a reserve cornerback tallying one tackle and a pass breakup ... vs. Mississippi State (11/28/20): Appeared as a reserve cornerback on eight snaps and played on special teams in the Egg Bowl win ... vs. South Carolina (11/14/20): Primarily saw action on special teams, recording a solo tackle ... at Vanderbilt (10/31/20): Lined up as a reserve cornerback on 27 defensive snaps, tallying two solo tackles and two pass breakups ... vs. Auburn (10/24/20): Made his first appearance of the season after switching positions ... Played 17 snaps as a reserve cornerback on defense, recording his first collegiate tackle and pass breakup ... **2019:** Appeared in 10 games at wide receiver in a reserve role ... Hauled in two catches on the season for 20 yards ... **2018:** Appeared in four contests as a true freshman and was redshirted ... Earned first letter ... Member of the 2018 signing class ... **HIGH SCHOOL:** Rated a four-star recruit by 247Sports, Rivals and ESPN ... Ranked as the No. 330 recruit in the nation and the No. 56 wide receiver in the 2018 class by 247Sports Composite ... Played for Team National in the Offense-Defense All-American Bowl ... Member of 2018 Austin American-Statesman Fabulous 55 ... Hauled in 52 catches for 761 yards and 13 touchdowns as a senior ... Finished high school career with 2,036 yards receiving and 30 total touchdowns ... Was a three-time 17-6A all-district selection, earning unanimous first team honors as a junior and senior ... **PERSONAL:** Son of Tyrone Battle ... Full name is Miles Christopher Battle ... Born: Jan. 4, 2000 ... Athletic Director's Honor Roll in spring 2019 ... Integrated marketing communications major.

## BATTLE'S CAREER STATISTICS

### —DEFENSE—

YEAR	G-S	UT	AT	TT	TFL-YDS	SACKS-YDS
2020	5-0	5	0	5	0.0-0	0.0-0
<b>Total</b>	<b>5-0</b>	<b>5</b>	<b>0</b>	<b>5</b>	<b>0.0-0</b>	<b>0.0-0</b>

YEAR	FF	FR	PD	QBH	INT	BLK
2020	0	0	4	0	0	0
<b>Total</b>	<b>0</b>	<b>0</b>	<b>4</b>	<b>0</b>	<b>0</b>	<b>0</b>

## BATTLE'S CAREER HIGHS

TACKLES: 2, at Vanderbilt (10/31/20)

PASS BREAKUPS: 2, at Vanderbilt (10/31/20)

### 94 **quentin BIVENS**

Waynesboro, Miss. • Wayne County  
6-2 • 300 • 2L • Freshman Studies

SO.  
DL



### 19 **marc BRITT**

Carol City, Fla. • Dade Christian  
6-0 • 190 • HS • Sport & Recreation Admin.

FR.  
WR



**2020:** at LSU (12/19/20): Played 22 snaps as a reserve defensive end, tallying two tackles ... vs. Mississippi State (11/28/20): Saw action on 40 snaps as a reserve nose tackle, recording one total tackle and a quarterback hurry ... vs. South Carolina (11/14/20): Lined up as a reserve defensive tackle and recorded a tackle for a loss ... at Vanderbilt (10/31/20): Appeared as a reserve defensive tackle on 17 snaps, totaling a quarterback hurry ... vs. Auburn (10/24/20): Saw action on 25 snaps as a defensive end ... Tallied one total tackle and shared a tackle for a loss of two yards ... at Arkansas (10/17/20): Appeared on 30 snaps as reserve defensive tackle and didn't record any stats ... vs. #2 Alabama (10/10/20): Played 32 snaps on defense and saw action on special teams, recording one tackle ... at Kentucky (10/3/20): Saw action on defense and special teams ... Did not record any stats ... vs. #5 Florida (9/26/20): Saw action on the defensive line and at special teams ... Tallied one total tackle vs. the Gators ... **2019:** Appeared in all 12 games as a reserve defensive lineman ... Tallied 18 total tackles, including 2.5 sacks ... at Memphis (8/31/19): Secured two tackles, including 0.5 sacks in season debut ... vs. Arkansas (9/7/19): Forced a quarterback hurry in 31-17 win ... Helped defense allow fewest rushing yards (61) since Oct. 24, 2015 ... vs. Southeastern Louisiana (9/14/19): Recorded a tackle in 40-29 victory ... vs. #23 Cal (9/21/19): Saw time on defense and special teams ... at #2 Alabama (9/28/19): Tallied two tackles ... vs. Vanderbilt (10/5/19): Provided a pass breakup in 31-6 win ... at Missouri (10/12/19): Recorded a tackle against Tigers ... vs. Texas A&M (10/19/19): Secured two tackles ... at #11 Auburn (11/2/19): Tallied three tackles and TFLs (1.0) with a sack ... vs. New Mexico State (11/9/19): Recorded a career-best four tackles, including one sack in 41-3 win ... Key in helping Ole Miss hold opponent to the fewest points (three) and yards (193) since 2015 ... vs. #1 LSU (11/16/19): Tallied three tackles ... at Mississippi State (11/28/19): Appeared in 12th game of the season and didn't record any stats ... **2018:** Appeared in three contests as a true freshman and was redshirted ... Earned first letter ... **HIGH SCHOOL:** Tabbed a consensus three-star recruit by Rivals, 247Sports and ESPN ... Rated as high as the No. 16 player in Mississippi (ESPN) ... 247Sports ranked him the No. 23 player in the state, and Rivals slotted him at No. 26 ... Rated the No. 66 DT in the country by ESPN and No. 93 by 247Sports ... Responsible for 125+ tackles throughout high school, including 66 as a senior and 60 as a junior ... Totaled three sacks, eight QB hurries and one interception as a senior ... Forced four fumbles and recovered ... First commit of the 2018 class ... Selected to play in the 2017 Mississippi/Alabama All-Star Game ... Coached by Todd Mangum ... **PERSONAL:** Son of Timothy Daniels and Janice Denes ... Full name is Quentin Bernard Bivens ... Born: Sept. 29, 1999 ... Sport & recreation administration major.

**2020:** vs. #2 Alabama (10/10/20): Registered playing time on special teams and did not tally and stats ... at Kentucky (10/3/20): Saw action on special teams ... vs. #5 Florida (9/26/20): Saw action in first collegiate career primarily on special teams and didn't tally any stats ... **HIGH SCHOOL:** Rated a four-star prospect by Rivals and ESPN ... Three-star by 247Sports ... Member of the ESPN 300, ranked No. 191 ... Ranked No. 267 overall prospect by 247Sports Composite ... Touted the No. 29 ranked WR in the class of 2020 by ESPN and No. 9 athlete by 247Sports Composite ... Played his senior season at Miami Christian School ... Earned first team All-Dade County in 2019 ... Tallied 1,352 receiving yards and 15 touchdowns for the Victors ... Also registered four interceptions on the defensive side of the ball ... Member of 2018 Carol City HS squad that finished season 9-3 and was ranked No. 28 nationally ... Spent freshman and sophomore seasons at Champagnat Catholic where he tallied 934 receiving yards and eight touchdowns as a freshman and 993 yards and 10 TDs as a sophomore ... Also lettered in track ... Coached by Nick Turnbull ... **PERSONAL:** Son of Janessa Britt ... Full name is Marc Alexander Britt II ... Born Oct. 24, 2000 ... Sport & recreation administration major.

#### BIVENS' CAREER STATISTICS

##### —DEFENSE—

YEAR	G-S	UT	AT	TT	TFL-YDS	SACKS-YDS
2018	3-0	0	0	0	0.0-0	0.0-0
2019	12-0	10	8	18	2.5-14	2.5-14
2020	9-0	4	3	7	1.5-3	0.0-0
<b>Total</b>	<b>24-0</b>	<b>14</b>	<b>11</b>	<b>25</b>	<b>4.0-17</b>	<b>2.5-14</b>

YEAR	FF	FR	PD	QBH	INT	BLK
2018	0	0	0	0	0	0
2019	0	0	1	1	0	0
2020	0	0	0	2	0	0
<b>Total</b>	<b>0</b>	<b>0</b>	<b>1</b>	<b>3</b>	<b>0</b>	<b>0</b>

#### BIVENS' CAREER HIGHS

TACKLES: 4, vs. New Mexico State (11/9/19)  
SOLO TACKLES: 3, 2x, MR: vs. New Mexico State (11/9/19)  
TFLs: 1.0, 3x, MR: vs. South Carolina (11/14/20)  
SACKS: 1.0, 2x, MR: vs. New Mexico State (11/9/19)  
PASS DEFLECTIONS: 1, vs. Vanderbilt (10/5/19)  
QB HURRIES: 1, x3, MR: vs. Mississippi State (11/28/20)



# 64

nick  
BROEKER

Springfield, Ill. • Sacred Heart-Griffin

6-4 • 305 • 1L • General Business

SO.  
OL

**2020:** at LSU (12/19/20): Played all 77 offensive snaps at left tackle, blocking for the Rebels' rushing attack that ran for a season-high 307 yards ... vs. Mississippi State (11/28/20): Made his eighth career start at left tackle, playing all 85 snaps in the Egg Bowl victory ... vs. South Carolina (11/14/20): Started at left tackle and played all 86 offensive snaps ... Blocked for an offense that totaled 708 total yards, the third most in school history and most even in an SEC contest ... at Vanderbilt (10/31/20): Started at left tackle and played 73 offensive snaps ... vs. Auburn (10/24/20): Started at left tackle and played 80-of-81 offensive snaps ... Blocked for a rushing attack that totaled a season-best 283 yards ... at Arkansas (10/17/20): Started at left tackle and played 90-of-92 snaps ... vs. #2 Alabama (10/10/20): Started at left tackle, playing all 89 offensive snaps ... His protection allowed the Rebel offense to record 647 yards, the most an Alabama defense has ever given up and the most ever by an Ole Miss team in an SEC game ... at Kentucky (10/3/20): Started and played all 72 snaps at left tackle ... vs. #5 Florida (9/26/20): Earned first career start ... Played every snap at left tackle ... Blocked for a Rebel offense that tallied 613 total yards of offense vs. the Gators, the fourth-most against an SEC opponent ... It was the first time since 1969 (vs. Alabama) that the Rebels had over 600 yards of total offense and 400-plus yards passing vs. an SEC opponent ... **2019:** Named to 247Sports' True Freshman All-American team and honorable mention Freshman All-American by Pro Football Focus ... Appeared in all 12 games as a true freshman at the left tackle position ... Earned first collegiate letter ... Played a total of 474 snaps ... Allowed just one sack in 213 pass block snaps ... Made Rebel debut at Memphis (8/31/19) ... vs. Arkansas (9/7/19): Did not allow a sack or quarterback hurry in 31-17 win, helping the offense gain 483 total yards ... vs. Southeastern Louisiana (9/14/19): Played in 32 snaps missing no assignments, and allowing zeros pressures or sacks in 40-29 win ... Scored 100 percent for effort on all plays ... vs. #23 Cal (9/21/19): Played 38 snaps on defense and six on special teams ... Did not allow a sack ... at #2 Alabama (9/28/19): Allowed zero sacks or hits over a career-high 58 snaps ... vs. Vanderbilt (10/5/19): Did not allow a sack or QB pressure in 31-6 win ... at Missouri (10/12/19): Allowed no sacks or QB hurries on 44 snaps at LT ... vs. Texas A&M (10/19/19): Gave up zero sacks to the Aggies ... at #11 Auburn (11/2/19): Did not allow a sack or hit against the Tigers ... vs. New Mexico State (11/9/19): Did not allow a QB hit or sack on 49 snaps in 41-3 win ... Helped Ole Miss record the fifth-most rushing yards in school history (447) and most since 1962 ... vs. #1 LSU (11/16/19): Did not allow a sack or hit on 37 snaps ... at Mississippi State (11/28/19): Gave up zero QB hurries on 47 snaps in 12th appearance of the season ... Member of the 2019 signing class ... **HIGH SCHOOL:** Rated 4-star prospect by ESPN ... 3-star according to Rivals, 247Sports and 247Sports Composite ... No. 3 prospect in Illinois, No. 31 OT in the nation according to ESPN ... 2018 Champaign News Gazette All-State honoree ... Two-time All-Conference and All-Metro selection ... Led Sacred Heart-Griffin to 8-3 record and run to the second round of the IHSA Playoffs in 2018 ... Led Cyclones to 2016 and 2017 City Championship, 2016 Conference Championship and 6A State Runner-Up ... Three-year letterwinner in football, four-year letterwinner in basketball at SHG ... All-Metro First Team in basketball, All-Conference honorable mention (2017-18) ... Coached by Ken Leonard ... **PERSONAL:** Son of John and Missy Broeker ... Full name is Nicholas Michael Broeker ... Born: Oct. 7, 2000 ... Dean's Honor Roll in spring 2020 ... 2019-20 SEC First-Year Honor Roll ... General business major.

## BROEKER'S CAREER STATISTICS

—OFFENSE—

YEAR	G-S
2019	12-0
2020	9-9
<b>Total</b>	<b>21-9</b>

# 55

ben  
BROWN

Vicksburg, Miss. • St. Aloysius

6-5 • 315 • 2L • Exercise Science

JR.  
OL

Preseason All-SEC third team (Athlon) ... **2020:** at LSU (12/19/20): Played all 77 offensive snaps at center and didn't allow a quarterback pressure ... Blocked for the Rebels' rushing attack that ran for a season-high 307 yards ... Was the team's highest-graded pass blocker with a grade of 83.2 ... vs. Mississippi State (11/28/20): Made his 32nd consecutive start, playing all 85 snaps at center in the Egg Bowl victory ... Didn't allow any quarterback pressures ... vs. South Carolina (11/14/20): Started at center and played all 86 offensive snaps ... Blocked for an offense that totaled 708 total yards, the third most in school history and most even in an SEC contest ... at Vanderbilt (10/31/20): Made his 30th career start, playing 73 snaps at center without allowing a pressure ... Was the team's highest graded pass blocker with a grade of 82.6 ... vs. Auburn (10/24/20): Started at center for the fifth time this season and played 80-of-81 snaps ... Blocked for a rushing attack that totaled a season-best 283 yards ... at Arkansas (10/17/20): Played 91-of-92 total offensive snaps in his fourth start of the season at center ... vs. #2 Alabama (10/10/20): Started at center and played all 89 snaps ... His protection allowed the Rebel offense to record 647 yards, the most an Alabama defense has ever given up ... at Kentucky (10/3/20): Started at center and played all 72 offensive snaps ... vs. #5 Florida (9/26/20): Earned first career start at center, playing every snap ... Graded out as the Rebels' highest passing blocking linemen ... Blocked for a Rebel offense that tallied 613 total yards of offense vs. the Gators, the fourth-most against an SEC opponent ... It was the first time since 1969 (vs. Alabama) that the Rebels had over 600 yards of total offense and 400-plus yards passing vs. an SEC opponent ... **2019:** Started all 12 games at right guard ... Played a total of 851 snaps, with 765 coming at right guard and 99 at center ... **2018:** Was named to the SEC All-Freshman team after starting every game at right guard ... One of only three freshmen in the country to start every game at right guard ... Led the team with 10 knockdown blocks on the season ... **2017:** Did not see any action and was redshirted ... Member of the 2017 signing class ... **HIGH SCHOOL:** MaxPreps Small School All-America second team ... A consensus 3-star recruit by all the major recruiting services ... Ranked the No. 1 offensive tackle recruit in Mississippi as well as the state's 13th-best player by Scout ... Chosen to play in the 2017 International Bowl as part of Team USA ... Named first team All-State by The Clarion-Ledger ... In his senior season, started all 12 games at both left tackle and defensive tackle ... Led the way upfront for St. Aloysius as they ran for 2,596 yards while averaging 7.2 yards per carry ... Finished with 37 tackles, a sack and a fumble recovery ... Coached by Bobby Smithhart ... **PERSONAL:** Son of Tim and Le Brown ... Full name is Timothy Benjamin Brown ... Born: May 19, 1998 ... Was a member of National Honors Society, Mu Alpha Theta honors society, Wendy's Heisman School finalist, St. Aloysius Silver Service Award, four-time Principal's list recipient ... From a long line of Rebel football players, including father, Tim (1988-89), paternal grandfather, Allen (1962-64), who was a first team All-American and two-time Super Bowl Champion, maternal grandfather, Bobby Robinson (1962-64), uncle, Burkes (1991-92), great uncle, Jerry (1959-61) and father's cousin, Alton (1971-72) ... 2017-18 SEC First-Year Honor Roll ... Named a National Football Foundation Ole Miss Chapter Scholar-Athlete in 2017 ... SEC Fall Academic Honor Roll in 2018 and 2019 ... Dean's Honor Roll in fall 2018 ... Chancellor's Honor Roll in spring 2019, fall 2019 and spring 2020 ... Exercise science major ... Plans to pursue a career in physical therapy.

## BROWN'S CAREER STATISTICS

—OFFENSE—

YEAR	G-S
2018	12-12
2019	12-12
2020	9-9
<b>Total</b>	<b>33-33</b>

### mac 96 BROWN

Eden Prairie, Minn. • Saint Thomas Academy  
6-3 • 205 • 3L • Master's of Business Admin.

SR.  
P



Wuerffel Trophy Watch List ... Preseason All-SEC fourth team (Athlon) ... **2020:** at LSU (12/19/20): Tallied three punts for an average of 47.3 yards per punt, including a long of 52 yards ... vs. Mississippi State (11/28/20): Recorded three punts for an average of 46.0 yards per punt, including a 53-yard boot in the Egg Bowl victory ... vs. South Carolina (11/14/20): Punted once for 44 yards in the win ... at Vanderbilt (10/31/20): Recorded one total punt for 51 yards in the victory ... vs. Auburn (10/24/20): Punted three times for an average of 48.0 yards per punt ... Two of his kicks went for at least 50 yards ... at Arkansas (10/17/20): Punted three times for an average of 40.67 yards per punt ... Placed one punt inside the 20 yard line ... vs. #2 Alabama (10/10/20): ... Punted twice for 81 yards, including a long of 51 ... at Kentucky (10/3/20): Totaled five punts for an average of 49.0 yards per punt, including a long of 59 yards and two punts inside the 20 ... vs. #5 Florida (9/26/20): Tallied three punts for an average of 49.0 yards per punt, including a long of 54 yards ... **2019:** Punted 57 times for an average of 44.3 yards per punt, which ranked No. 21 nationally ... His 44.3 yards per punt ranked No. 10 all-time in program history in a single season ... 12 of his 57 punts traveled more than 50 yards ... Tallied 17 punts inside the 20-yard line and 16 that were fair caught ... **2018:** Appeared in all 12 games ... Punted 48 times and averaged 41.3 yards per punt with a long of 65 ... Tallied six punts of 50 or more yards and pinned 13 punts inside the 20 ... **2017:** Appeared in four games as a punter ... Made his Rebel debut in the win over UT Martin (9/9/17): Punted once for 54 yards in the fourth quarter ... **2016:** Did not see action and was redshirted ... Non-scholarship player who joined the team for fall camp ... **HIGH SCHOOL:** Helped Saint Thomas Academy to the state championship game as a senior by averaging 46 yards per punt as well as adding 1,364 all-purpose yards with 13 TDs ... Named first team All-State by AP at punter ... Named first team All-Metro by the Star Tribune ... Holds state record for longest punt (87 yards) ... Named National Specialist of the Week by Kohl's Kicking ... Coached by Dave Ziebarth ... Also lettered in swimming and tennis ... Won five state championships and was named an All-American in swimming ... Named all-conference in tennis four times ... **PERSONAL:** Son of Christopher and Susan Brown ... Full name is McCarthy Bennett Brown ... Born: March 19, 1998 ... Has raised over \$100,000 for the fight against ALS since launching the Awesome Lemonade Stand in 2012 in his hometown ... SEC Fall Academic Honor Roll in 2018 and 2019 ... Dean's Honor Roll in fall 2018 ... Athletic Director's Honor Roll in spring 2019 and fall 2019 ... Chancellor's Honor Roll in spring 2020 ... Graduated with a bachelor's in integrated marketing communications in May 2020 ... Pursuing his MBA.

#### BROWN'S CAREER STATISTICS

##### —PUNTING—

YEAR	G	NO.	YDS	LP	AVG.	I20
2017	4	5	211	54	42.2	0
2018	12	48	1980	65	41.3	13
2019	12	57	2524	65	44.3	17
2020	9	24	1114	59	46.4	6
<b>Total</b>	<b>37</b>	<b>134</b>	<b>5829</b>	<b>65</b>	<b>43.5</b>	<b>36</b>

#### BROWN'S CAREER HIGHS

PUNTS: 9, vs. Alabama (9/15/18)  
PUNTING YARDS: 365, vs. Alabama (9/15/18)  
LONGEST PUNT: 65, 2x, MR: vs. Vanderbilt (10/5/19)  
INSIDE 20: 4, vs. Mississippi State (11/22/18)  
TOUCHBACKS: 3, vs. Alabama (9/15/18)

### ashanti 36 CISTRUNK

Louisville, Miss. • Louisville  
6-1 • 225 • 1L • General Business

SO.  
LB



**2020:** at LSU (12/19/20): Played 13 snaps as a reserve will linebacker and 14 snaps on special teams ... vs. Mississippi State (11/28/20): Appeared as a reserve linebacker on 15 snaps, totaling three tackles and a quarterback hurry ... Also played on special teams ... vs. South Carolina (11/14/20): Played exclusively on special teams, recording two total tackles ... at Vanderbilt (10/31/20): Lined up as a reserve mike linebacker on 28 snaps, tallying six total tackles and forcing a fumble ... vs. Auburn (10/24/20): Saw action on two snaps on defense and eight snaps on special teams ... Recorded one total tackle ... at Arkansas (10/17/20): Appeared on 24 snaps as a reserve mike linebacker, totaling 4 total tackles and sharing a TFL and sack ... vs. #2 Alabama (10/10/20): Ranked fourth on the team with a career-high seven total tackles as a reserve linebacker ... Also saw action on special teams ... at Kentucky (10/3/20): Saw action on defense and special teams, forcing a fumble on the goal line and totaling two tackles ... vs. #5 Florida (9/26/20): Played on special teams and as a reserve linebacker ... Tallied a career high five total tackles against the Gators ... **2019:** Appeared in all 12 games as a true freshman, mostly in a special teams role... Member of the 2019 signing class ... Enrolled early and participated in spring drills ... **HIGH SCHOOL:** Unanimous 3-star prospect by ESPN, Rivals and 247Sports ... No. 29 outside linebacker and No. 15 player in Mississippi in 2019 class (Rivals) ... Played in the Mississippi/Alabama All-Star Game ... Tabbled to 2018 Class 4A All-State First Team ... Helped catapult Louisville to the Class 4A State Championship as a senior ... Led the Wildcats with seven interceptions despite missing four games due to injury ... Second on the team with 109 tackles ... Also rushed six times for 106 yards and a touchdown ... As a junior, racked up 133 tackles with 4.0 sacks ... A two-sport athlete, also playing basketball ... Chose Ole Miss over Vanderbilt, Louisiana and Tulane ... Coached by M.C. Miller ... **PERSONAL:** Son of Rodney and Terri Cistrunk ... Full name is Ashanti D'Varius Cistrunk ... Born: Dec. 16, 2000 ... Real estate major.

#### CISTRUNK'S CAREER STATISTICS

##### —DEFENSE—

YEAR	G-S	UT	AT	TT	TFL-YDS	SACKS-YDS
2019	12-0	1	2	3	0.0-0	0.0-0
2020	9-0	13	17	30	0.5-0	0.5-0
<b>Total</b>	<b>21-0</b>	<b>14</b>	<b>19</b>	<b>33</b>	<b>0.5-0</b>	<b>0.5-0</b>

YEAR	FF	FR	PD	QBH	INT	BLK
2019	0	0	0	0	0	0
2020	2	0	0	1	0	0
<b>Total</b>	<b>2</b>	<b>0</b>	<b>0</b>	<b>1</b>	<b>0</b>	<b>0</b>

#### CISTRUNK'S CAREER HIGHS

TACKLES: 7, vs. Alabama (10/10/20)  
SOLO TACKLES: 3, x3, MR: at Vanderbilt (10/31/20)  
QUARTERBACK HURRIES: 1, vs. Mississippi State (11/28/20)

### demon 17 CLOWNEY

Baltimore, Md. • St. Frances Academy  
6-3 • 230 • HS • Sport & Recreation Admin.

FR.  
OLB



**2020:** vs. Mississippi State (11/28/20): Appeared on nine snaps as a reserve defensive end, tallying one total tackle in the Egg Bowl win ... at Vanderbilt (10/31/20): Made his collegiate debut seeing 25 snaps as a reserve defensive end ... Recorded his first career-tackle in the victory ... Enrolled early and joined team in the spring ... Member of the 2019-20 signing class ... **HIGH SCHOOL:** Rated a consensus four-star prospect ... Ranked No. 206 overall prospect by Rivals, No. 223 by 247Sports ... Member of the ESPN 300, ranked No. 201 ... Touted as the No. 9 weakside defensive end in the 2020 class by Rivals, No. 10 by 247Sports ... A top-10 recruit in the state of Maryland according to 247Sports, Rivals and ESPN ... Earned second team All-Metro honors as a senior ... Position coach at St. Frances was former Rebel defensive lineman Wayne Dorsey ... Was a three-year letterwinner at St. Frances Academy ... Led SFA to undefeated seasons and two MIAA A Conference championships as both a sophomore and junior ... Coached by Henry Russell ... **PERSONAL:** Son of Shamea Clowney and Chuck and Kelley Allison ... Full name is Demon Toyé Clowney ... Born: Dec. 25, 2000 ... Cousin of Seattle Seahawks' Jadeveon Clowney ... Sport & recreation administration major.

snoop  
**24 CONNER**

Hattiesburg, Miss. • Hattiesburg

5-10 • 215 • 1L • General Business

SO.  
RB

**2020:** at LSU (12/19/20): Carried the ball three times for a total of 23 yards and returned one kickoff 25 yards ... vs. Mississippi State (11/28/20): Ran six times for 22 yards and one touchdown in the Egg Bowl win ... Added one six-yard reception ... vs. South Carolina (11/14/20): Rushed for 18 yards and a touchdown on eight carries ... Also caught two passes for 34 yards in the victory ... at Vanderbilt (10/31/20): Ran the ball five times for 21 yards and a touchdown ... vs. Auburn (10/24/20): Made his first career start, rushing for 75 yards on 13 carries ... at Arkansas (10/17/20): Rushed for 40 yards on 15 carries and caught three passes for nine yards ... vs. #2 Alabama (10/10/20): Ran for a career-high 128 yards against the Tide defense and found the end-zone twice ... Caught one pass for 15 yards ... One of six running backs to ever rush for 100-plus yards and score two TDs against a Nick Saban-led team ... at Kentucky (10/3/20): Totaled 25 yards on eight carries, including one TD ... Caught one pass for four yards ... vs. #5 Florida (9/26/20): Carried the ball eight times for 26 yards and one TD ... Hauled in one catch for five yards ... Also played on special teams, in the kick return game ... **2019:** Appeared in all 12 contests as a true freshman ... Earned first collegiate letter ... Carried the ball 81 times for 512 yards and five touchdowns ... Averaged 6.3 yards per carry with a long of 84 yards ... Also hauled in six catches for 60 yards ... **HIGH SCHOOL:** Consensus 3-star prospect by 247Sports, Rivals and ESPN ... Named Class 5A Mr. Football by MHSAA ... Selected to Clarion Ledger's 2018 Dandy Dozen ... No. 3 RB prospect in Mississippi (247Sports Composite) ... Earned MVP honors after running for two TDs and 112 yards on 17 carries at Mississippi/Alabama All-Star Game ... Played quarterback at Hattiesburg HS ... Threw for 2,555 yards with 25 TDs and 5 INTs as a junior, adding 1,442 yards and 28 TDs on the ground ... Notched 2,324 yards and 24 TDs with nine INTs as a senior, in addition to 1,622 rushing yards and 27 TDs ... Amassed 8,411 total yards and 63 TDs ... Finished high school career with 3,465 rushing yards, averaging 7.7 yards per carry ... Chose Ole Miss over offers from Memphis, Louisiana, Southern Miss and Tulane ... Coached by Tony Vance ... **PERSONAL:** Son of JD Conner and Michelle Cole ... Full name is Jarod Devon Conner ... Born: Aug. 1, 2000 ... SEC Fall Academic Honor Roll in 2019 ... Athletic Director's Honor Roll in spring 2020 ... General business major.

**CONNER'S CAREER STATISTICS**

## —RUSHING—

YEAR	G-S	ATT	YDS	TD	LG	AVG.
2019	12-0	81	512	5	84	6.3
2020	9-1	87	378	7	34	4.2
<b>Total</b>	<b>21-1</b>	<b>168</b>	<b>890</b>	<b>12</b>	<b>84</b>	<b>5.3</b>

## —RECEIVING—

YEAR	G-S	REC	YDS	TD	LG	AVG.
2019	12-0	6	60	0	25	10.0
2020	9-1	10	74	0	27	7.4
<b>Total</b>	<b>21-1</b>	<b>16</b>	<b>134</b>	<b>0</b>	<b>27</b>	<b>8.4</b>

**CONNER'S CAREER HIGHS**

RUSHING ATTEMPTS: 21, vs. Alabama (10/10/20)  
 RUSHING YARDS: 128, vs. Alabama (10/10/20)  
 RUSHING TDs: 2, x2, MR: vs. Alabama (10/10/20)  
 LONGEST RUSH: 84, vs. Vanderbilt (10/5/19)  
 RECEPTIONS: 3, x2, MR: at Arkansas (10/17/20)  
 RECEIVING YARDS: 33, at Auburn (11/2/19)  
 LONG RECEPTION: 27, vs. South Carolina (11/14/20)

matt  
**2 CORRAL**

Hattiesburg, Miss. • Hattiesburg

6-1 • 205 • 2L • Multi-Disciplinary Studies

SO.  
QB

Davey O'Brien Award Semifinalist ... Maxwell Award Watchlist ... **2020:** at LSU (12/19/20): Threw for 251 yards and three touchdowns ... Ran the ball 17 times for a career-high 158 yards and added a score on the ground ... vs. Mississippi State (11/28/20): Completed 24 passes for 385 yards and two touchdowns, his sixth 300-yard game of the season ... Set the record for most passing yards by an Ole Miss quarterback in an Egg Bowl ... vs. South Carolina (11/14/20): Set the Ole Miss single-game record with 513 passing yards ... Completed 28-of-32 passes and tossed four touchdown passes, including a 91-yard touchdown pass to Elijah Moore which was the longest pass play in school history ... Corral also added one score on the ground ... Finished with the second most total yards in school history with 533, behind Archie Manning's 540 total yards in 1969 ... at Vanderbilt (10/31/20): Completed 31-of-34 passes for a career-high 412 yards and six touchdowns ... Opened the game by completing 19 consecutive passes, breaking Eli Manning's school record ... His 91.2 completion percentage was an SEC record with a minimum of 30 attempts, tying Tennessee's Joshua Dobbs ... The six touchdown passes tied Manning's single-game record ... Garnered Davey O'Brien National Quarterback of the Week honors for his performance ... vs. Auburn (10/24/20): Completed 16-of-27 passes, accounting for 242 total yards and three touchdowns ... His 88 rushing yards was a new career-high ... at Arkansas (10/17/20): Threw for 200 yards and 2 touchdowns on 20 completions ... Added 29 yards on the ground ... vs. #2 Alabama (10/10/20): Completed 21-of-28 passes for 365 yards and 2 TDs ... Marked his third straight game with over 300 yards and multiple passing scores ... Led the Rebel offense to 647 yards, the most an Alabama defense has ever given up and the most ever by and Ole Miss team in an SEC game ... at Kentucky (10/3/20): Started his second game of the season, completing 82.8 percent of his passes for 320 yards and four TDs ... Set career highs in completions (24) and passing TDs (four) ... Ran the ball 13 times for 51 yards ... vs. #5 Florida (9/26/20): Earned the start at quarterback to open the 2020 season ... Tallied career highs in passing yards (395), passing TDs (three) and completions (22) ... Threw for three touchdowns ... Also ran 13 times for 50 yards ... The 395 passing yards were 15th most in school history in a single game ... **2019:** Appeared in 10 games, with four starts at quarterback ... Led the team with 1,362 passing yards and six passing TDs ... Completed 59 percent of his passes for an average of 136.2 yards per game ... **2018:** Appeared in four games as a true freshman and was redshirted ... Earned first letter ... Member of the 2018 signing class ... **HIGH SCHOOL:** A U.S. Army All-America selection ... Rated a consensus four-star prospect and a top-100 recruit ... Touted as the No. 3 ranked pro-style quarterback in the 2018 class by Rivals ... A top-10 recruit in the state of California according to ESPN and Rivals ... Was an Elite 11 QB that participated in the 2017 Opening Finals ... Threw for 2,495 yards and 29 touchdowns during senior year at Long Beach Poly ... Accounted for over 11,000 yards and 123 TDs as a four-year starter for Long Beach and Oaks Christian ... Coached by Antonio Pierce ... **PERSONAL:** Son of Peter and Elizabeth Corral ... Full name is Matt Anthony Corral ... Born: Jan. 31, 1999 ... Multi-disciplinary studies major.

**CORRAL'S CAREER STATISTICS**

## —PASSING—

YEAR	G-S	CMP-ATT	PCT.	YDS	TD	INT	LP
2018	4-0	16-22	72.7	239	2	1	33
2019	10-4	105-178	59.0	1362	6	3	57
2020	9-9	201-282	71.3	2995	27	14	91
<b>Total</b>	<b>23-13</b>	<b>322-482</b>	<b>66.8</b>	<b>4596</b>	<b>35</b>	<b>18</b>	<b>91</b>

## —RUSHING—

YEAR	G-S	ATT	YDS	TD	LG	AVG.
2018	4-0	13	83	2	61	6.4
2019	10-4	57	135	1	23	2.4
2020	9-9	105	469	4	27	4.5
<b>Total</b>	<b>23-13</b>	<b>175</b>	<b>687</b>	<b>7</b>	<b>61</b>	<b>3.9</b>

**CORRAL'S CAREER HIGHS**

PASSING ATTEMPTS: 41, vs. Cal (9/21/19)  
 COMPLETIONS: 31, at Vanderbilt (10/31/20)  
 PASSING YARDS: 513, vs. South Carolina (11/14/20)  
 PASSING TDs: 6, at Vanderbilt (10/31/20)  
 LONG COMPLETION: 91, vs. South Carolina (11/14/20)  
 RUSHING ATTEMPTS: 17, at LSU (12/19/20)  
 RUSHING YARDS: 158, at LSU (12/19/20)  
 RUSHING TOUCHDOWNS: 2, vs. Auburn (10/24/20)  
 LONGEST RUSH: 61, vs. ULM (10/6/18)  
 TOTAL OFFENSE YARDS: 533, vs. South Carolina (11/14/20)  
 TOTAL TOUCHDOWNS: 6, at Vanderbilt (10/31/20)



### 7 ledarrius COX

Mobile, Ala. • McGill-Toolen  
6-4 • 315 • RS • General Business

FR.  
DL



**2020:** at LSU (12/19/20): Played six snaps as a reserve defensive end and tallied one tackle ... vs. Mississippi State (11/28/20): Saw limited action as a reserve nose tackle in the Egg Bowl victory and didn't record any stats ... vs. South Carolina (11/14/20): Primarily saw action on special teams ... Did not record any stats ... at Vanderbilt (10/31/20): Lined up as a reserve defensive tackle on 25 snaps and didn't tally any stats ... vs. Auburn (10/24/20): Saw action on seven plays as a reserve defensive end and didn't record any stats ... at Arkansas (10/17/20): Appeared on 31 snaps as a reserve defensive tackle and assisted on one tackle ... Recovered his first career fumble ... vs. #2 Alabama (10/10/20): Played limited snaps as a reserve defensive tackle and didn't tally any stats ... at Kentucky (10/3/20): Saw action on defense and special teams, recording one tackle ... vs. #5 Florida (9/26/20): Saw first action of the season as both a reserve defensive tackle and on special teams ... Did not record any stats ... **2019:** Appeared in three games as a true freshman and was redshirted ... Earned first letter ... Member of the 2019 signing class ... **HIGH SCHOOL:** A unanimous three-star recruit by all major recruiting services ... Ranked the 39th best defensive tackle in the 2019 class by Rivals ... No. 43 DT by ESPN and No. 49 by 247Sports ... No. 19 player in Alabama by Rivals and 247Sports Composite ... Earned first team Class 7A all-state and all-coastal honors from Alabama Sports Writers Association as a senior at McGill Toolen HS ... Tallied 42 solo tackles, including five sacks and eight tackles for loss in 2018 ... Helped lead Yellow Jackets to a 9-3 record and a 7A quarterfinals appearance as a senior ... Participated in the 2018 Alabama/Mississippi All-Star Game and tallied five total tackles and one TFL ... Coached by Bill Griffin ... **PERSONAL:** Son of Lisa Cox ... Full name is LeDarrius Cortez Cox ... Born Jan. 30, 2001 ... General business major.

#### COX'S CAREER STATISTICS

##### —DEFENSE—

YEAR	G-S	UT	AT	TT	TFL-YDS	SACKS-YDS
2019	3-0	0	2	2	0.0-0	0.0-0
2020	9-0	0	3	3	0.0-0	0.0-0
<b>Total</b>	<b>12-0</b>	<b>0</b>	<b>5</b>	<b>5</b>	<b>0.0-0</b>	<b>0.0-0</b>

YEAR	FF	FR	PD	QBH	INT	BLK
2019	0	0	0	0	0	0
2020	0	1	0	0	0	0
<b>Total</b>	<b>0</b>	<b>1</b>	<b>0</b>	<b>0</b>	<b>0</b>	<b>0</b>

#### COX'S CAREER HIGHS

TACKLES: 1, 5x, MR: at LSU (12/19/20)  
FUMBLE RECOVERIES: 1, at Arkansas (10/17/20)

### 50 jalen CUNNINGHAM

Odenville, Ala. • St. Clair County  
6-4 • 365 • 1L • Integrated Marketing Comm.

SO.  
OL



**2020:** at LSU (12/19/20): Played exclusively on special teams and didn't record any stats ... vs. Mississippi State (11/28/20): Appeared on special teams in the Egg Bowl win ... vs. South Carolina (11/14/20): Played on special teams as a member of the field goal unit ... at Vanderbilt (10/31/20): Saw action as a reserve right guard and on special teams ... vs. Auburn (10/24/20): Appeared on eight snaps as a reserve right guard and four snaps on special teams ... at Arkansas (10/17/20): Primarily appeared on special teams ... vs. #2 Alabama (10/10/20): Saw action on special teams as a part of the field goal unit ... at Kentucky (10/3/20): Played on special teams in the victory ... vs. #5 Florida (9/26/20): Saw playing time exclusively on special teams ... **2019:** Saw action in 10 contests as a reserve offensive lineman ... Earned first collegiate letter ... **2018:** Did not see any action and was redshirted ... Member of the 2018 signing class ... **HIGH SCHOOL:** Rated as high as a four-star recruit by Rivals ... 247Sports and ESPN tabbed him a three-star DT ... Ranked as high as No. 7 player in the state of Alabama (Rivals), and No. 21 by ESPN and No. 25 by 247Sports ... Rivals also tabbed him the No. 15 DT in the country ... Selected to play in the 2017 Mississippi/Alabama All-Star Game ... Also chosen to play in the Offense/Defense All-American Bowl ... Helped lead St. Clair County to the 2017 Super 7 State Championship and an 11-4 record ... Coached by Matt Glover ... **PERSONAL:** Son of Helen Cunningham ... Full name is Jalen Marques Cunningham ... Born: Oct. 25, 1999 ... Athletic Director's Honor Roll in spring 2020 ... Integrated marketing communications major.

#### CUNNINGHAM'S CAREER STATISTICS

##### —OFFENSE—

YEAR	G-S
2019	10-0
2020	9-0
<b>Total</b>	<b>19-0</b>

sincere  
**93 DAVID**

Jacksonville, Fla. • Sandalwood

6-2 • 320 • 1L • Multi-Disciplinary Studies

JR.  
DT

**2020:** at LSU (12/19/20): Played 19 snaps on defense as a reserve nose tackle and tallied one tackle ... vs. Mississippi State (11/28/20): Appeared exclusively on special teams in the Egg Bowl victory ... vs. South Carolina (11/14/20): Made his first career start, lining up at nose tackle ... Recorded one total tackle ... at Vanderbilt (10/31/20): Played 22 snaps as a reserve nose tackle and tallied two total tackles ... vs. Auburn (10/24/20): Saw action on 24 snaps as a reserve nose tackle ... Recorded one total tackle and combined on a tackle for a loss ... Also played on special teams ... at Arkansas (10/17/20): Appeared as a reserve nose tackle on nine snaps and totaled one total tackle ... vs. #2 Alabama (10/10/20): Played 24 snaps at nose tackle and recorded one tackle ... at Kentucky (10/3/20): Saw action on defense and special teams ... Tallied his first career tackle and finished the game with two total tackles ... Was the highest graded Rebel on run defense ... vs. #5 Florida (9/26/20): Saw action at nose tackle and on special teams ... Did not record any stats ... **2019:** Injured his knee during fall camp and did not see any action all season ... **2018:** Appeared in eight games as a reserve defensive tackle ... Earned first collegiate letter ... vs. Texas Tech (9/1/18): Appeared in a backup role at defensive tackle ... vs. Southern Illinois (9/8/18): Played as a backup but did not record any stats ... vs. #1 Alabama (9/15/18): Saw the field in loss ... vs. Kent State (9/22/18): Played as backup DT ... vs. ULM (10/6/18): Saw action as a reserve defensive tackle, but didn't record any stats ... vs. Auburn (10/20/18): Played as a reserve defensive tackle ... vs. South Carolina (11/3/18): Didn't record any stats in reserve role ... **2017:** Did not see any action and was redshirted ... Member of 2017 signing class ... **HIGH SCHOOL:** A consensus 3-star prospect ... Rated the No. 62 defensive tackle by ESPN, No. 77 by 247Sports and No. 80 by Scout ... Scout also rated him the No. 7 defensive tackle in Florida ... Named an All-Gateway Conference selection ... Associated Press Class 8A All-State team ... First team all-coast selection by the Florida Times-Union as a junior ... Helped lead Sandalwood to the state playoffs three of four years ... Coached in high school by Adam Geis ... **PERSONAL:** Son of William David ... Full name is Sincere Wushon David ... Born: April 12, 1999 ... Dean's Honor Roll in spring 2020 ... Multi-disciplinary studies major.

## DAVID'S CAREER STATISTICS

## —DEFENSE—

YEAR	G-S	UT	AT	TT	TFL-YDS	SACKS-YDS
2018	8-0	0	0	0	0-0.0	0-0.0
2020	9-1	2	7	9	0-5.1	0-0.0
<b>Total</b>	<b>17-1</b>	<b>2</b>	<b>7</b>	<b>9</b>	<b>0-5.1</b>	<b>0-0.0</b>

## DAVID'S CAREER HIGHS

TACKLES: 2, x2, MR: at Vanderbilt (10/31/20)

SOLO TACKLES: 1, x2, MR: at Vanderbilt (10/31/20)

TFLs: 0.5, vs. Auburn (10/24/20)

dontario  
**11 DRUMMOND**

Laurel, Miss. • East Mississippi CC

6-0 • 215 • 1L • Multi-Disciplinary Studies

SR.  
WR

**2020:** at LSU (12/19/20): Hauled in two passes for 36 yards, including a five-yard touchdown catch ... vs. Mississippi State (11/28/20): Caught two passes for a career-high 84 yards, including a 48-yard touchdown reception in the Egg Bowl victory ... vs. South Carolina (11/14/20): Hauled in four catches for 46 yards and a touchdown ... at Vanderbilt (10/31/20): Caught four passes for 29 yards, including a 14-yard touchdown ... vs. Auburn (10/24/20): Lined up as a starting wide receiver and played 47 snaps ... Hauled in three passes for 27 yards ... at Arkansas (10/17/20): Started at wide receiver, catching one pass for 14 yards ... Also appeared on special teams ... vs. #2 Alabama (10/10/20): Made his second start of the season and caught one pass for 11 yards against the Tide ... at Kentucky (10/3/20): Started for the Rebels but did not record any stats ... vs. #5 Florida (9/26/20): Came off the bench in season opener to tally two touchdowns on just two catches ... Tallied 60 yards receiving ... Also completed his first collegiate pass for 45 yards ... **2019:** Appeared in all 12 games at wide receiver, with nine starts ... Was third on the team with 13 catches for 188 yards in his first year season on campus ... **JUNIOR COLLEGE:** Consensus 3-star prospect according to 247Sports, Rivals and ESPN ... Was named a first team NJCAA All-American following his sophomore campaign at East Mississippi Community College ... Had 95 receptions, 1,466 receiving yards, and 21 touchdowns in two seasons in Scooba, Miss. ... Is the East Mississippi CC all-time leader in receptions as well as receiving yards ... Helped lead his school to a national title in the 2017 and 2018 JUCO Championship Games ... Fourth-rated JUCO receiving prospect in the country by 247Sports Composite rankings ... No. 7 JUCO prospect in the state of Mississippi, and the No. 35 JUCO prospect in the country, according to 247Sports rankings ... Chose Ole Miss over Arkansas, Kansas, Colorado State, and Arkansas State ... Coached by Buddy Stephens ... **HIGH SCHOOL:** Totaled 3,474 all-purpose yards throughout his four-year career at Laurel ... Finished with 1,568 receiving yards (4th in the state) and 17 touchdowns his senior year of 2016 ... Recorded eight touchdowns in both his sophomore and junior years of high school ... Played baseball, basketball, and football while at Laurel ... Helped win state championships with both football and basketball teams ... Named second-team all-state by the Clarion Ledger after outstanding senior season ... Coached by Todd Breland ... **PERSONAL:** Son of Kelvin Chinn and Alma Jackson ... Full name is Dontario Tyron Drummond ... Born: Aug. 22, 1997 ... Dean's Honor Roll in fall 2019 ... Multi-disciplinary studies major.

## DRUMMOND'S CAREER STATISTICS

## —RECEIVING—

YEAR	G-S	REC	YDS	TD	LG	AVG.
2019	12-9	13	188	0	38	14.5
2020	9-8	19	307	6	48	16.2
<b>Total</b>	<b>21-17</b>	<b>32</b>	<b>495</b>	<b>6</b>	<b>48</b>	<b>15.5</b>

## DRUMMOND'S CAREER HIGHS

RECEPTIONS: 4, x2, MR: vs. South Carolina (11/14/20)

RECEIVING YARDS: 84, vs. Mississippi State (11/28/20)

TOUCHDOWNS: 2, vs. Florida (9/26/20)

LONG RECEPTION: 48, vs. Mississippi State (11/28/20)

9

jerrion EALY

SO.

RB



Walnut Grove, Miss. • Jackson Prep  
 5-8 • 190 • 1L • General Business

Doak Walker Award Watch List ... Paul Hornung Award Watch List ... Preseason All-SEC first team all-purpose (Athlon, Sports Illustrated) ... Preseason All-SEC first team kick return specialist (Athlon, Phil Steele) ... Preseason All-SEC second team all-purpose (Lindy's) ... Preseason All-SEC second team kick return specialist (Sports Illustrated) ... Preseason All-SEC third team running back (Phil Steele) ... **2020:** at LSU (12/19/20): Returned a second quarter kickoff 100 yards for a touchdown ... Rushed for 44 yards on 12 carries ... vs. Mississippi State (11/28/20): Ran 18 times for 93 yards and a touchdown in the Egg Bowl win ... Hauled in three receptions for 23 yards ... vs. South Carolina (11/14/20): Carried the ball 17 times for 84 yards and two touchdowns ... Also caught a 15-yard touchdown pass ... at Vanderbilt (10/31/20): Rushed for 95 yards on 15 carries and hauled in one pass for nine yards ... vs. Auburn (10/24/20): Ran the ball 17 times for 74 yards and a touchdown ... Also caught two passes for 12 yards ... at Arkansas (10/17/20): Ran the ball a career-high 23 times for 112 yards and one touchdown, marking his second straight 100-yard game ... Hauled in two passes for 10 yards ... vs. #2 Alabama (10/10/20): Ran for 120 yards against the Tide defense and found the end zone twice ... Caught one pass for 18 yards ... One of six running backs to ever rush for 100-plus yards and score two TDs against a Nick Saban-led team ... at Kentucky (10/3/20): Registered his second start of the season at running back ... Carried the ball 10 times for 44 yards and a TD and caught one pass for five yards ... Also saw action on special teams with one kick return for 38 yards ... vs. #5 Florida (9/26/20): Started at running back and led the Rebels with 79 rushing yards on 16 carries ... Registered first rushing TD of the season ... Hauled in three receptions for 44 yards ... **2019:** Earned second team All-SEC and Freshman All-SEC accolades ... Garnered Freshman All-America recognition by The Athletic at the all-purpose position ... Named to 247Sports' True Freshman All-American team and honorable mention Freshman All-American by Pro Football Focus ... Earned first team All-SEC honors from both Athlon and Phil Steele ... Appeared in all 12 contests as a true freshman running back, with four starts ... Second on the team with 722 rushing yards on 104 attempts ... Finished the season with six rushing scores, the second-most ever by an Ole Miss freshman ... Averaged a team-high 6.9 yards per carry ... **HIGH SCHOOL:** Earned MVP honors at the 2019 Under Armour All-American Game ... A top-100 recruit by all major recruiting services ... A five-star recruit according to 247Sports Composite ... Member of the ESPN 300, ranked No. 19 ... Rated the No. 26 player overall in the 2019 class per the 247Sports ... Ranked the top recruit in the state of Mississippi by ESPN ... Finished high school career with over 5,000 yards rushing and 84 touchdowns ... Drafted in the 31st round of the 2019 MLB Draft by the Arizona Diamondbacks ... **PERSONAL:** Son of Vanessa Simmons and Howard Ealy ... Full name is Jerrion Zawasky Ealy ... Born: Aug. 19, 2000 ... Member of the Ole Miss baseball team ... 2019-20 SEC First-Year Honor Roll ... Athletic Director's Honor Roll in spring 2020 ... General business major.

### EALY'S CAREER STATISTICS

#### —RUSHING—

YEAR	G-S	ATT	YDS	TD	LG	AVG.
2019	12-4	104	722	6	78	6.9
2020	9-8	147	745	9	39	5.1
<b>Total</b>	<b>21-12</b>	<b>251</b>	<b>1467</b>	<b>15</b>	<b>78</b>	<b>5.8</b>

#### —RECEIVING—

YEAR	G-S	REC	YDS	TD	LG	AVG.
2019	12-4	20	172	1	26	8.6
2020	9-8	15	155	1	45	10.3
<b>Total</b>	<b>21-12</b>	<b>35</b>	<b>327</b>	<b>2</b>	<b>45</b>	<b>9.3</b>

#### —KICKOFF RETURNS—

YEAR	G	RET	YDS	TD	LG	AVG.
2019	12	13	317	1	94	24.4
2020	9	10	289	1	100	28.9
<b>Total</b>	<b>21</b>	<b>23</b>	<b>606</b>	<b>2</b>	<b>100</b>	<b>26.3</b>

### EALY'S CAREER HIGHS

RUSHING ATTEMPTS: 23, at Arkansas (10/17/20)  
 RUSHING YARDS: 141, vs. LSU (11/16/19)  
 RUSHING TDs: 2, x2, MR: vs. South Carolina (11/14/20)  
 LONGEST RUSH: 78, vs. Vanderbilt (10/5/19)  
 RECEPTIONS: 4, at Auburn (11/2/19)  
 RECEIVING YARDS: 44, vs. Florida (9/26/20)  
 RECEIVING TDs: 1, x2, MR: vs. South Carolina (11/14/20)  
 LONG RECEPTION: 45, vs. Florida (9/26/20)  
 KICK RETURNS TDs: 1, x2, MR: at LSU (12/19/20)  
 LONGEST KICK RETURN: 100, at LSU (12/19/20)

21

a.j. FINLEY

SO.

DB



Mobile, Ala. • St. Paul's Episcopal  
 6-2 • 200 • 1L • General Business

**2020:** at LSU (12/19/20): Recorded seven total tackles, including one for a loss ... Also broke up a pass in his eighth start of the season ... vs. Mississippi State (11/28/20): Talled six total tackles, including one for a loss in the Egg Bowl victory ... vs. South Carolina (11/14/20): Hauled in his third interception of the season ... Also recorded six total tackles, two quarterback pressures and broke up a pass ... at Vanderbilt (10/31/20): Led the Rebel defense with a career-high 12 total tackles ... Started and played 72-of-76 defensive snaps at safety ... Recorded his second interception of the season and recovered a fumble ... Auburn (10/24/20): Started at safety and racked up a career-high eight tackles and broke up a pass ... at Arkansas (10/17/20): Recorded three solo tackles and broke up a pass in 45 snaps as a reserve free safety ... vs. #2 Alabama (10/10/20): Started at defensive back and recorded six total tackles, including four solo tackles ... at Kentucky (10/3/20): Made his second consecutive start ... Recorded three tackles in the victory ... vs. #5 Florida (9/26/20): Recorded first career start ... Talled two total tackles and one interception at the free safety position ... **2019:** Saw action in all 12 games as backup defensive back and on special teams during true freshman campaign ... Recorded 16 tackles on the season with two tackles for loss ... Registered two fumble recoveries, both on special teams coverage ... Member of the 2019 signing class ... **HIGH SCHOOL:** Unanimous 3-star prospect by ESPN, Rivals and 247Sports ... Rated the No. 21 prospect in Alabama in 2019 class (Rivals) ... Registered six interceptions from the safety position as a senior ... Helped lead St. Paul's Episcopal School to three-straight Alabama 5A State Championships from 2015-17 ... Led the Saints in rushing during his junior season, logging over 1,200 yards ... Chose Ole Miss over Tennessee, Iowa, Purdue, Wake Forest and Duke among nine offers ... Coached by Steve Mask ... **PERSONAL:** Son of Al and Shay Finley ... Full name is Al-lister Edward Finley, Jr. ... Born: Sept. 14, 2001 ... Chancellor's Honor Roll in spring 2020 ... General business major.

### FINLEY'S CAREER STATISTICS

#### —DEFENSE—

YEAR	G-S	UT	AT	TT	TFL-YDS	SACKS-YDS
2019	12-0	12	4	16	2.0-3	0.0-0
2020	9-8	33	20	53	2.0-4	0.0-0
<b>Total</b>	<b>21-8</b>	<b>45</b>	<b>24</b>	<b>69</b>	<b>4.0-7</b>	<b>0.0-0</b>

YEAR	FF	FR	PD	QBH	INT	BLK
2019	0	2	0	0	0	0
2020	0	1	9	2	3	0
<b>Total</b>	<b>0</b>	<b>3</b>	<b>9</b>	<b>2</b>	<b>3</b>	<b>0</b>

### FINLEY'S CAREER HIGHS

TACKLES: 12, at Vanderbilt (10/31/20)  
 SOLO TACKLES: 8, at Vanderbilt (10/31/20)  
 TFLs: 1, 2x, MR: at Mississippi State (11/28/19)  
 INTERCEPTIONS: 1, x3, MR: vs. South Carolina (11/14/20)  
 FUMBLE RECOVERIES: 1, 3x, MR: at Vanderbilt (10/31/20)  
 QB HURRIES: 2, vs. South Carolina (11/14/20)



14 daylen  
GILL

Louisville, Miss. • Jones College

5-11 • 220 • TR • Business Management

JR.  
LB



**2020:** at LSU (12/19/20): Played on defense as a reserve outside linebacker, tallying two solo tackles ... vs. Mississippi State (11/28/20): Saw action on special teams in the Egg Bowl win ... vs. South Carolina (11/14/20): Played as a reserve linebacker on 24 snaps, recording a solo tackle and a quarterback pressure ... at Vanderbilt (10/31/20): Lined up as a reserve will linebacker on 22 snaps and didn't record any stats ... Also saw action on special teams ... vs. Auburn (10/24/20): Appeared on 23 snaps as a reserve linebacker and eight snaps on special teams, totaling two tackles ... at Arkansas (10/17/20): Recorded three total tackles in 18 snaps as a reserve mike linebacker ... vs. #2 Alabama (10/10/20): Saw action at reserve linebacker and on special teams, totaling two solo tackles ... at Kentucky (10/3/20): ... Made his first career start at star linebacker ... Recorded a career-high five tackles ... vs. #5 Florida (9/26/20): Played on both special teams and as a reserve linebacker ... Talled three total tackles and half a tackle for loss ... Enrolled early and joined team in the spring ... Member of the 2019-20 signing class ... **JUNIOR COLLEGE:** Unanimous 3-star prospect across all major recruiting sites ... No. 94 overall junior college prospect and No. 7 safety ... 2019 NJCAA second team All-American ... 2019 NJCAA all-region 23 ... Led Jones College with 61 total tackles, 17.0 TFL as a sophomore ... Added 3.5 sacks, one interception, five QB hurries, one forced fumble and one fumble recovery ... Finished third on the team with 62 tackles as a freshman, adding 20 TFL, 5.5 sacks, three forced fumbles and one interception ... Played junior college football with current Rebels Jonathan Haynes and Jamar Richardson ... Chose Ole Miss over Louisville, Purdue and others ... Coached by Steve Buckley ... Will be a mid-year enrollee ... **HIGH SCHOOL:** Amassed 164 tackles, 13.0 TFL, 4.0 sacks, seven QB hurries, five forced fumbles, five passes defended, one fumble recovery and one interception as a senior ... Averaged 10 tackles per game over 15 contests during his senior season ... Named defensive MVP and all-district as a senior ... Played alongside fellow Rebel linebacker Ashanti Cistrunk ... Led Louisville to South State title game as a senior ... Coached by M.C. Miller ... **PERSONAL:** Son of Bobby Gill and Rhonda Eiland ... Full name is Daylen Rashad Gill ... Born: Sept. 15, 1999 ... Sport and recreation administration major with an emphasis in sport administration.

#### GILL'S CAREER STATISTICS

##### —DEFENSE—

YEAR	G-S	UT	AT	TT	TFL-YDS	SACKS-YDS
2020	9-1	11	7	18	0.5-1	0.0-0
<b>Total</b>	<b>9-1</b>	<b>11</b>	<b>7</b>	<b>18</b>	<b>0.5-1</b>	<b>0.0-0</b>

YEAR	FF	FR	PD	QBH	INT	BLK
2020	0	0	0	1	0	0
<b>Total</b>	<b>0</b>	<b>0</b>	<b>0</b>	<b>1</b>	<b>0</b>	<b>0</b>

#### GILL'S CAREER HIGHS

TACKLES: 5, at Kentucky (10/3/20)  
SOLO TACKLES: 3, at Kentucky (10/3/20)  
TFLs: 0.5, vs. Florida (9/26/20)  
QB HURRIES: 1, vs. South Carolina (11/14/20)

77 hamilton  
HALL

Atlanta, Ga. • Chamblee Charter

6-4 • 295 • 1L • Integrated Marketing Comm.

SO.  
OL



**2020:** at LSU (12/19/20): Played on special teams as a member of the field goal unit ... vs. Mississippi State (11/28/20): Appeared on special teams in the Egg Bowl victory ... vs. South Carolina (11/14/20): Exclusively saw action on special teams as a member of the field goal unit ... at Vanderbilt (10/31/20): Played 13 snaps as a reserve left tackle and appeared on special teams as a part of the field goal unit ... vs. Auburn (10/24/20): Lined up as a reserve left guard for one snap on offense and four snaps on special teams ... at Arkansas (10/17/20): Appeared on three snaps on special team as part of the field goal unit ... vs. #2 Alabama (10/10/20): Played exclusively on special teams ... at Kentucky (10/3/20): Saw action on special teams as a part of the field goal unit ... vs. #5 Florida (9/26/20): Saw action in season opener on special teams ... **2019:** Made first collegiate appearance as a reserve offensive lineman against New Mexico State (11/9/19) ... Earned first letter ... **2018:** Did not see any action and was redshirted ... **HIGH SCHOOL:** Rated a consensus three-star recruit by 247Sports, Rivals and ESPN ... Ranked as the No. 75 recruit in Georgia by Rivals ... Earned first team 5A All-State honors from Recruit Georgia as a senior ... Coached by Curtis Mattair, Jr ... **PERSONAL:** Son of Deborah and Lonnie Hall ... Full name is Hamilton Ivory Hall ... Born: Feb. 3, 2000 ... National Football Foundation Freshman Scholar-Athlete in 2018-19 ... SEC Fall Academic Honor Roll in 2019 ... Athletic Director's Honor Roll in fall 2018, spring 2019 and spring 2020 ... Integrated marketing communications major.

#### HALL'S CAREER STATISTICS

##### —OFFENSE—

YEAR	G-S
2019	1-0
2020	9-0
<b>Total</b>	<b>10-0</b>

### 23 jakorey HAWKINS

Montgomery, Ala. • Lee

5-11 • 195 • 2L • Integrated Marketing Comm.

SO.  
DB



**2020:** at LSU (12/19/20): Played 68 snaps on defense as the starting cornerback and totaled one solo tackle ... vs. Mississippi State (11/28/20): Made his fifth start of the season, recording three tackles and combining on a tackle for loss ... vs. South Carolina (11/14/20): Tallied five total tackles as a reserve cornerback ... Also forced a fumble and broke up one pass ... Was the highest rated Rebel rush defender with a grade of 91.1 ... at Vanderbilt (10/31/20): Started at cornerback and played 37 snaps ... Didn't record any stats ... vs. #2 Alabama (10/10/20): Forced and recovered a fumble at the goal line in his third career start ... Added a career-high eight total tackles and a pass breakup ... Was the highest ranked rush defender in on the Rebel defense ... at Kentucky (10/3/20): Made his second start of the season ... Recorded four tackles, including a TD saving tackle inside the 5-yard line ... vs. #5 Florida (9/26/20): Earned the start at cornerback ... Tallied a career high four total tackles and one pass breakup ... **2019:** Saw action in all 12 contests, primarily on special teams ... at Memphis (8/31/19): Saw action on defense and special teams in Rebel debut ... vs. Arkansas (9/7/19): Spent time on defense and special teams in 31-17 win ... vs. Southeastern Louisiana (9/14/19): Played on defense and on punt returns in 40-29 victory ... vs. #23 Cal (9/21/19): Appeared on special teams and defense ... Member of the 2018 class ... **HIGH SCHOOL:** Rated a consensus three-star recruit by Rivals, ESPN and 247Sports ... Ranked the No. 2 CB in Alabama and No. 18 overall prospect in the state regardless of position by 247Sports.com ... Represented Alabama in the 2017 Alabama/Mississippi All-Star Game ... Coached by Tyrone Rogers ... **PERSONAL:** Son of Keldrec and Chanda Hawkins ... Full name is Jakorey Kesean Hawkins ... Born: Nov. 30, 1999 ... Athletic Director's Honor Roll in fall 2018 ... Integrated marketing communication major.

#### HAWKINS' CAREER STATISTICS

##### —DEFENSE—

YEAR	G-S	UT	AT	TT	TFL-YDS	SACKS-YDS
2018	4-0	0	1	1	0.0-0	0.0-0
2019	12-0	0	2	2	0.0-0	0.0-0
2020	7-6	17	8	25	0.5-1	0.0-0
<b>Total</b>	<b>23-6</b>	<b>17</b>	<b>11</b>	<b>28</b>	<b>0.5-1</b>	<b>0.0-0</b>

YEAR	FF	FR	PD	QBH	INT	BLK
2018	0	0	0	0	0	0
2019	0	0	0	0	0	0
2020	2	1	3	0	0	0
<b>Total</b>	<b>2</b>	<b>1</b>	<b>3</b>	<b>0</b>	<b>0</b>	<b>0</b>

#### HAWKINS' CAREER HIGHS

TACKLES: 8, vs. Alabama (10/10/20)

SOLO TACKLES: 7, vs. Alabama (10/10/20)

PASS BREAKUPS: 1, x3, MR: vs. South Carolina (11/14/20)

FORCED FUMBLES: 1, x2, MR: vs. South Carolina (11/14/20)

FUMBLE RECOVERIES: 1, vs. Alabama (10/10/20)

### 5 jon HAYNES

Benoit, Miss. • Jones College

5-11 • 205 • 1L • General Business

SR.  
DB



**2020:** at LSU (12/19/20): Saw action on 80 defensive snaps as the starting free safety ... Recorded five total tackles and two quarterback hurries ... vs. Mississippi State (11/28/20): Tallied one total tackle as the starting free safety in the Egg Bowl win ... vs. South Carolina (11/14/20): Recorded his fourth start of the season at safety, ranking second on the team with nine total tackles and a pass breakup ... at Vanderbilt (10/31/20): Earned his third consecutive start at free safety, notching two total tackles ... vs. Auburn (10/24/20): Started at free safety for the second consecutive week, tallying five tackles ... at Arkansas (10/17/20): Made his first start of the season playing all 84 defensive snaps at free safety ... Totaled five tackles and intercepted a pass ... vs. #2 Alabama (10/10/20): Appeared as a reserve safety and on special teams ... Didn't record any stats ... at Kentucky (10/3/20): Saw action on special teams and didn't record any stats ... vs. #5 Florida (9/26/20): Played exclusively on special teams ... Didn't record any stats ... **2019:** Started 10 games at strong safety ... Appeared in 11 total contests ... Finished fourth on the team with 55 total tackles ... Tallied one interception on the season ... Member of the 2019 signing class ... Enrolled early and participated in spring drills ... **JUNIOR COLLEGE:** Consensus 3-star prospect according to 247Sports, Rivals and ESPN ... No. 5 JUCO safety, No. 37 overall JUCO prospect according to 247Sports Composite rankings ... No. 28 player in ESPN's JC50 rankings ... Totaled 44 tackles and a team-high 3 INTs as a sophomore (2018) ... Made 30 tackles and pulled down one interception as a freshman (2017) ... Named MACJC Special Teams Player of the Week on Sept. 18, 2018 after returning blocked FG 80 yards for a touchdown ... Chose Ole Miss over Florida, Mississippi State, Oklahoma, Oregon, Memphis and others ... Coached by Steve Buckley ... **HIGH SCHOOL:** Standout player at Ray Brooks School ... Was lone 1A player selected for Mississippi/Alabama All-Star game in 2016 ... Recorded an interception in MS/AL All-Star Game ... Named All-State and All-Region ... **PERSONAL:** Son of Robert and Pauline Haynes ... Full name is Jonathan Ledarius Haynes ... Born: Jan. 24, 1999 ... Athletic Director's Honor Roll in spring 2020 ... Criminal justice major with an emphasis in law enforcement.

#### HAYNES' CAREER STATISTICS

##### —DEFENSE—

YEAR	G-S	UT	AT	TT	TFL-YDS	SACKS-YDS
2019	11-11	31	24	55	0.5-1	0.0-0
2020	9-6	14	13	27	0.5-3	0.0-0
<b>Total</b>	<b>20-17</b>	<b>45</b>	<b>37</b>	<b>82</b>	<b>1.0-4</b>	<b>0.0-0</b>

YEAR	FF	FR	PD	QBH	INT	BLK
2019	0	0	2	0	1	0
2020	0	0	2	2	1	0
<b>Total</b>	<b>0</b>	<b>0</b>	<b>4</b>	<b>2</b>	<b>2</b>	<b>0</b>

#### HAYNES' CAREER HIGHS

TACKLES: 10, at Auburn (11/2/19)

SOLO TACKLES: 8, at Auburn (11/2/19)

TFLs: 0.5, x2, MR: at Arkansas (10/17/20)

PASSES DEFENDED: 2, vs. Southeastern Louisiana (9/14/19)

INTERCEPTIONS: 1, x2, MR: at Arkansas (10/17/20)

0 lakia  
**HENRY**

SR.  
LB



Vidalia, Ga. • Dodge City CC

5-11 • 235 • 1L • Multi-Disciplinary Studies

Butkus Award Watch List ... Member of the 2021 Reese's Senior Bowl Top 250 list ... **2020:** at LSU (12/19/20): Tallied a team leading 12 tackles, hist third straight game with double-digit stops ... vs. Mississippi State (11/28/20): Led the defense with 10 tackles and added two quarterback hurries in the Egg Bowl victory ... vs. South Carolina (11/14/20): Paced the Rebels with 10 total tackles and combining on a sack ... at Vanderbilt (10/31/20): Ranked second on the team with seven total tackles, including two for a loss and a nine-yard sack ... Also forced his second fumble of the season ... Was the Rebels' highest graded pass rusher with a grade of 95.1 ... vs. Auburn (10/24/20): Played 18 snaps on defense as a reserve will linebacker ... Totaled a season-high eight total tackles ... at Arkansas (10/17/20): Recorded two tackles, both for a loss, including one sack in limited action as a reserve mike linebacker ... Also forced a fumble ... Was the highest graded Rebel pass rusher with a 95.7 ... vs. #2 Alabama (10/10/20): Started at mike linebacker and notched five total tackles ... at Kentucky (10/3/20): Started at will linebacker and totaled four tackles ... vs. #5 Florida (9/26/20): Started season opener vs. the Gators at will linebacker ... Tallied four total tackles and one tackle for loss ... **2019:** Started every game at inside linebacker for the Rebels ... Led the team in total tackles with 88 ... Tallied 3.5 tackles for loss and one sack ... Member of the 2019 signing class ... **JUNIOR COLLEGE:** A unanimous four-star prospect according to 247Sports, Rivals and ESPN ... Named a first team 2018 JUCO Preseason All-American by GridironRR.com ... No. 3 overall JUCO player according to 247Sports, No. 4 by ESPN ... Ranked No. 1 JUCO ILB by 247Sports and ESPN ... Second on team in tackles (77) and tackles per game (7.7) in 2018 ... Led team in tackles (110) and tackles for loss (13) in 2017 ... Chose Ole Miss over Alabama, Arkansas, Auburn, Florida, Texas, Tennessee and others ... Coached by Ricky Coon ... **HIGH SCHOOL:** Played running back and inside linebacker at Vidalia HS ... Recorded 95 tackles, nine tackles for loss, five sacks, and two fumble recoveries his senior season ... Also rushed for 909 yards and 12 TD on 125 carries ... Helped lead team to a 9-3 (6-1) record his senior year and an 8-4 (5-2) record his junior year ... Also ran track and ran first leg of the 4x100m relay at the State Championships his junior year ... Coached by Lee Chomskis ... **PERSONAL:** Son of Sentorra Eason-Henry ... Full name is Lakia Antrayo Henry ... Born: Oct. 2, 1998 ... Multi-disciplinary studies major.

#### HENRY'S CAREER STATISTICS

##### —DEFENSE—

YEAR	G-S	UT	AT	TT	TFL-YDS	SACKS-YDS
2019	12-12	45	43	88	3.5-11	1.0-8
2020	9-6	28	38	62	5.0-17	2.5-14
<b>Total</b>	<b>20-17</b>	<b>73</b>	<b>77</b>	<b>150</b>	<b>8.5-28</b>	<b>3.5-22</b>

YEAR	FF	FR	PD	QBH	INT	BLK
2019	0	0	1	2	0	0
2020	2	0	1	3	0	0
<b>Total</b>	<b>2</b>	<b>0</b>	<b>2</b>	<b>5</b>	<b>0</b>	<b>0</b>

#### HENRY'S CAREER HIGHS

TACKLES: 15, vs. Vanderbilt (10/5/19)  
SOLO TACKLES: 9, at Auburn (11/2/19)  
TFLs: 2.0, at Vanderbilt (10/31/20)  
SACKS: 1, x3, MR: at Vanderbilt (10/31/20)  
FORCED FUMBLES: 1, x2, MR: at Vanderbilt (10/31/20)  
PASS DEFLECTIONS: 1, 2x, MR: vs. Florida (9/26/20)  
QUARTERBACK HURRIES: 2, vs. Mississippi State (11/28/20)

80 jonathan  
**HESS**

SO.  
TE



Vestavia Hills, Ala. • Vestavia Hills

6-5 • 245 • 2L • Journalism

**2020:** at LSU (12/19/20): Primarily played on special teams as a member of the field goal unit ... vs. Mississippi State (11/28/20): Saw action on special teams in the Egg Bowl victory ... vs. South Carolina (11/14/20): Lined up on special teams as a member of the field goal unit ... at Vanderbilt (10/31/20): Appeared on two snaps on offense and seven snaps on special teams ... Didn't record any stats ... vs. Auburn (10/24/20): Primarily played on special teams and didn't record any stats ... at Arkansas (10/17/20): Saw action on 10 snaps on special teams and didn't record any stats ... vs. #2 Alabama (10/10/20): Appeared on special teams ... at Kentucky (10/3/20): Played on special teams as a part of the field goal unit ... vs. #5 Florida (9/26/20): Saw action on Ole Miss' field goal unit ... **2019:** Made the switch from linebacker to tight end during spring drills ... Appeared in two contests ... Earned second letter ... **2018:** Recorded five tackles in nine appearances as a true freshman ... Member of the 2018 signing class ... **HIGH SCHOOL:** Rated a consensus three-star recruit by Rivals, ESPN and 247Sports ... Tabbed No. 38 player in Mississippi by ESPN ... Ranked the No. 93 OLB in the nation by 247Sports and No. 94 by ESPN ... Totaled 52 tackles as a senior at Vestavia Hills including 32 solo stops ... Had 7.5 TFL and one interception ... **PERSONAL:** Son of Mark and Margaret Hess ... Full name is Jonathan David Hess ... Born: May 18, 1999 ... Athletic Director's Honor Roll in spring 2020 ... Journalism major.

k.d.  
55 **HILL**

SO.  
DT



Eufaula, Ala. • Eufaula

6-1 • 320 • 2L • Exercise Science

**2020:** at LSU (12/19/20): Played 38 snaps as the starting nose tackle and recorded one solo tackle ... at Vanderbilt (10/31/20): Started at defensive tackle and played 23 snaps, tallying one tackle ... vs. Auburn (10/24/20): Started at nose tackle and played 37 defensive snaps ... Did not record any stats ... at Arkansas (10/17/20): Totaled one tackle in his fourth straight start at nose tackle ... vs. #2 Alabama (10/10/20): Started at nose tackle and recorded one total tackle ... at Kentucky (10/3/20): Started at defensive tackle, totaling a career-high three tackles in the victory ... vs. #5 Florida (9/26/20): Earned the start in the season opener at nose tackle ... Registered one total tackle, his first career tackle for loss ... **2019:** Made 11 appearances on the season as a reserve defensive lineman ... **2018:** Appeared in two games and was redshirted ... Earned first letter ... **HIGH SCHOOL:** Tabbed a three-star recruit by 247Sports and Rivals ... Rivals ranked him the No. 25 player in Alabama, and 247Sports slotted him No. 49 in the state ... Selected to play in the 2017 Alabama/Mississippi All-Star Game ... Helped lead Eufaula to a 9-4 record as a senior en route to the third round of the AHSAA Playoffs ... Totaled 100-plus tackles for the Tigers in three seasons, including 52 as a senior ... Made 26 stops in his senior campaign ... Coached by Bryan Moore ... **PERSONAL:** Son of Arnetta Williams ... Full name is Ka'Darian Jamal Hill ... Born: May 9, 2000 ... Exercise science major.

#### HILL'S CAREER STATISTICS

##### —DEFENSE—

YEAR	G-S	UT	AT	TT	TFL-YDS	SACKS-YDS
2018	2-0	0	2	2	0.0-0	0.0-0
2019	11-0	0	2	2	0.0-0	0.0-0
2020	7-7	3	5	8	0.5-0	0.0-0
<b>Total</b>	<b>20-7</b>	<b>3</b>	<b>9</b>	<b>12</b>	<b>0.5-0</b>	<b>0.0-0</b>

YEAR	FF	FR	PD	QBH	INT	BLK
2018	0	0	0	0	0	0
2019	0	0	0	0	0	0
2020	0	0	0	0	0	0
<b>Total</b>	<b>0</b>	<b>0</b>	<b>0</b>	<b>0</b>	<b>0</b>	<b>0</b>

#### HILL'S CAREER HIGHS

TACKLES: 3, at Kentucky (10/3/20)  
SOLO TACKLES: 1, x3, MR: at LSU (12/19/20)  
TACKLES FOR LOSS: 0.5, vs. Florida (9/26/20)



5

dannis JACKSON

SO.

WR



Sumrall, Miss. • Sumrall

5-11 • 165 • 1L • Sport & Recreation Admin.



**2020:** at LSU (12/19/20): Primarily played on special teams, returning two kicks for 50 yards ... vs. Mississippi State (11/28/20): Appeared on special teams in the Egg Bowl victory ... vs. South Carolina (11/14/20): Played one snap on offense and one on special teams ... Did not record any stats ... at Vanderbilt (10/31/20): Appeared on offense as a reserve slot receiver on 18 snaps ... Carried the ball once for a loss of eight yards ... vs. Auburn (10/24/20): Saw action on three snaps on special teams and didn't record any stats ... at Arkansas (10/17/20): Lined up as a reserve slot receiver on one snap and played three snaps on special teams ... Didn't record any stats ... vs. #2 Alabama (10/10/20): Appeared as a reserve slot receiver on one snap and didn't record any stats ... at Kentucky (10/3/20): Lined up in the slot on four offensive snaps ... Did not record any stats ... vs. #5 Florida (9/26/20): Played receiver on four offensive snaps ... Did not record any stats ... **2019:** Appeared in nine contests at wide receiver and on special teams ... Hauled in seven catches for 80 yards, with a long of 28 yards ... Member of the 2019 signing class ... **HIGH SCHOOL:** 2019 Under Armour All-American ... Unanimous 4-star prospect by ESPN, Rivals and 247Sports ... No. 117 player in the nation in 2019 class (247Sports Composite) ... Ranked as 2019 class's No. 20 wide receiver and No. 9 player in Mississippi (247Sports Composite) ... Selected to Clarion Ledger's 2018 Dandy Dozen ... A two-time MAC All-State honoree as a senior and junior ... Over 1,000 yards receiving each season playing receiver ... Hauled in 63 receptions for 1,157 yards and 11 touchdowns as a senior ... Grabbed 69 passes for 1,130 and 17 scores during junior season ... Also picked off four passes during senior campaign, making one INT as a junior ... A three-sport athlete, also playing basketball and baseball ... Chose Ole Miss over Florida, Arkansas, Auburn, LSU, Tennessee, Kentucky, Texas, Oregon and Mississippi State among 13 total offers ... Coached by Shannon White ... **PERSONAL:** Son of Tonia Jackson ... Full name is Dannis Jayden Jackson ... Born: Jan. 18, 2001 ... Sport and recreation administration major.

### JACKSON'S CAREER STATISTICS

#### —RECEIVING—

YEAR	G-S	REC	YDS	TD	LG	AVG.
2019	9-0	7	80	0	28	11.4
2020	9-0	0	0	0	0	0.0
<b>Total</b>	<b>18-0</b>	<b>7</b>	<b>80</b>	<b>0</b>	<b>28</b>	<b>11.4</b>

#### —RUSHING—

YEAR	G-S	ATT	YDS	TD	LG	AVG.
2019	9-0	2	12	0	9	6.0
2020	9-0	1	-8	0	0	-8.0
<b>Total</b>	<b>18-0</b>	<b>3</b>	<b>4</b>	<b>0</b>	<b>9</b>	<b>1.3</b>

### JACKSON'S CAREER HIGHS

RECEPTIONS: 3, at Mississippi State (11/28/19)  
 RECEIVING YARDS: 28, at Alabama (9/28/19)  
 LONG RECEPTION: 28, at Alabama (9/28/19)  
 RUSHING ATTEMPTS: 1, 2x, MR: vs. New Mexico State (11/9/19)  
 RUSHING YARDS: 9, vs. New Mexico State (11/9/19)  
 KICK RETURNS: 2, at LSU (12/19/20)  
 LONG KICK RETURN: 33, at LSU (12/19/20)

17

jadon JACKSON

SO.

WR



Centerton, Ark. • Bentonville West

6-2 • 195 • 1L • Sport & Recreation Admin.



**2020:** at LSU (12/19/20): Lined up as a reserve slot receiver on 20 snaps, catching one pass for four yards ... vs. Auburn (10/24/20): Saw action on one snap as a reserve slot wide receiver and three snaps on special teams ... Didn't record any stats ... at Arkansas (10/17/20): Lined up as a slot receiver on 10 snaps and played seven snaps on special teams in his first action of the season ... Didn't record any stats ... **2019:** Appeared in nine contests as a true freshman ... Tallied five receptions for 87 yards and one touchdown ... vs. Arkansas (9/7/19): Made Rebel debut ... at #2 Alabama (9/28/19): Caught first career pass for a 28-yard touchdown ... vs. Vanderbilt (10/5/19): Hauled in one pass for 28 yards in 31-6 win ... at Missouri (10/12/19): Saw time with four plays out wide ... vs. Texas A&M (10/19/19): Appeared on special teams ... at #11 Auburn (11/2/19): Made one catch for six yards ... vs. New Mexico State (11/9/19): Hauled in two passes for 25 yards in 41-3 win ... Member of the 2019 signing class ... Enrolled early and participated in spring drills ... **HIGH SCHOOL:** Rated 4-star prospect by ESPN, 3-star prospect by Rivals and 247Sports ... No. 6 prospect, No. 2 wide receiver out of Arkansas in 2019 class (247Sports Composite) ... Named Arkansas Class 7A Player of the Year in 2017 ... Three-time All-State selection ... Totaled 916 yards receiving and nine touchdowns as a sophomore (2016) ... Caught 61 passes for 1,439 and 14 touchdowns as a junior, added four rushing TDs and 116 yards on the ground (2017) ... Caught 12 touchdown passes and tallied 847 yards on 42 catches as a senior (2018) ... Outstanding athlete, ran track in high school ... 4.44 40-yard dash, 10.71 100-meter dash, 22.35 200-meter dash ... Chose Ole Miss over Arkansas, Auburn, Missouri and Oklahoma State among 14 total offers ... Coached by Bryan Pratt ... **PERSONAL:** Son of Darnell Jackson and Bilan Nelson ... Full name is Jadon Todd Jackson ... Born: Oct. 9, 2000 ... Athletic Director's Honor Roll in spring 2019 and spring 2020 ... Sport and recreation administration major.

### JACKSON'S CAREER STATISTICS

#### —RECEIVING—

YEAR	G-S	REC	YDS	TD	LG	AVG.
2019	9-0	5	87	1	28	17.4
2020	3-0	1	4	0	4	4.0
<b>Total</b>	<b>11-0</b>	<b>6</b>	<b>91</b>	<b>1</b>	<b>28</b>	<b>17.4</b>

### JACKSON'S CAREER HIGHS

RECEPTIONS: 2, vs. New Mexico State (11/9/19)  
 RECEIVING YARDS: 28, 2x, MR: vs. Vanderbilt (10/5/19)  
 LONG RECEPTION: 28, 2x, MR: vs. Vanderbilt (10/5/19)  
 RECEIVING TDs: 1, at Alabama (9/28/19)

# 78 jeremy JAMES

Cumming, Ga. • North Forsyth

6-5 • 330 • RS • General Business

FR.  
OL

**2020:** at LSU (12/19/20): Lined up at right guard and played all 77 snaps ... Blocked for a rushing attack that ran for a season-high 307 yards ... vs. Mississippi State (11/28/20): Played all 85 offensive snaps as the starting right guard in the Egg Bowl victory ... vs. South Carolina (11/14/20): Started at right guard and played all 86 offensive snaps ... Blocked for an offense that totaled 708 total yards, the third most in school history and most even in an SEC contest ... at Vanderbilt (10/31/20): Got the start at right guard, playing 63-of-86 offensive snaps ... vs. Auburn (10/24/20): Started at right guard and played 74-of-81 offensive snaps ... Blocked for a rushing attack that totaled a season-best 283 yards ... Received the teams highest run blocking grade with an 85.2 ... at Arkansas (10/17/20): Stared at right guard and played 91-of-92 offensive snaps ... vs. #2 Alabama (10/10/20): Started at right guard and played all 89 snaps ... His protection allowed the Rebel offense to record 647 yards, the most an Alabama defense has ever given up and the most ever by and Ole Miss team in an SEC game ... at Kentucky (10/3/20): Started at right guard and played 53 offensive snaps ... vs. #5 Florida (9/26/20): Recorded first career start and played every snap at right guard ... Blocked for a Rebel offense that tallied 613 total yards of offense vs. the Gators, the fourth-most against an SEC opponent ... It was the first time since 1969 (vs. Alabama) that the Rebels had over 600 yards of total offense and 400-plus yards passing vs. an SEC opponent ... **2019:** Appeared in two games and was redshirted ... Earned first collegiate letter ... Member of the 2019 signing class ... **HIGH SCHOOL:** Consensus 3-star prospect according to Rivals, 247Sports and ESPN ... Three-year letterwinner at North Forsyth HS ... Three-time all-region selection ... Helped North Forsyth lead Region 5-7A in total offense during region play in 2017 ... Named First-Team All-FCN by Forsyth County News (2017) ... Chose Ole Miss over Nebraska, Missouri, Florida, Miami and others ... Coached by Robert Craft ... **PERSONAL:** Son of Kevin and Marti James ... Full name is Jeremy Dalton James ... Born: April 29, 2000 ... Dean's Honor Roll in spring 2020 ... General business major.

## JAMES' CAREER STATISTICS

### —OFFENSE—

YEAR	G-S
2020	9-9
<b>Total</b>	9-9

# 33 cedric JOHNSON

Mobile, Ala. • Davidson

6-3 • 240 • HS • Computer Science

FR.  
OLB

**2020:** at LSU (12/19/20): Played 23 snaps as a reserve defensive end and tallied one total tackle ... vs. Mississippi State (11/28/20): Played 30 snaps as a reserve defensive end in the Egg Bowl victory ... Recorded one total tackle, a five-yard sack ... vs. South Carolina (11/14/20): Saw action on 14 snaps as a reserve defensive end and didn't tally any stats ... at Vanderbilt (10/31/20): Lined up as a reserve defensive end on 36 snaps and 14 snaps on special teams ... Recorded two total tackles ... vs. Auburn (10/24/20): Appeared on 19 snaps as a reserve defensive end ... Tallied two solo tackles, a tackle for a loss and a sack ... at Arkansas (10/17/20): Lined up as a reserve defensive end on two snaps and played 12 snaps on special teams ... vs. #2 Alabama (10/10/20): Appeared on three defensive snaps as a reserve defensive tackle and on special teams ... Didn't record any stats ... at Kentucky (10/3/20): Saw action on six defensive snaps at defensive tackle ... vs. #5 Florida (9/26/20): Played exclusively on special teams and didn't record any stats in first collegiate appearance ... Member of the 2019-20 signing class ... **HIGH SCHOOL:** Rated as a 3-star prospect across all recruiting services ... Rated the No. 35 weak-side defensive end in the country by Rivals and the No. 39 prospect in Alabama ... Was a four-year letterwinner at Davidson HS ... Made 56 tackles as a senior with 16.0 sacks (1.8 sacks/game), 10 QB hurries, one forced fumble, one pass deflection and two fumble recoveries ... Tallied 35 total tackles, two fumble recoveries and eight quarterback hurries as a junior ... Chose Ole Miss over Tennessee, Kansas, Southern Miss, Air Force, Florida Atlantic and others ... **PERSONAL:** Son of Cephus Jr. and Hope Johnson ... Full name is Cedric Edward Johnson ... Born: Sept. 6, 2002 ... Computer science major.

## JOHNSON'S CAREER STATISTICS

### —DEFENSE—

YEAR	G-S	UT	AT	TT	TFL-YDS	SACKS-YDS
2020	9-0	5	1	6	2.0-8	2.0-8
<b>Total</b>	9-0	5	1	6	2.0-8	2.0-8

YEAR	FF	FR	PD	QBH	INT	BLK
2020	0	0	0	1	0	0
<b>Total</b>	0	0	0	1	0	0

## JOHNSON'S CAREER HIGHS

TACKLES: 2, x2, MR: at Vanderbilt (10/31/20)

SOLO TACKLES: 2, x2, MR: at Vanderbilt (10/31/20)

TFLs: 1.0, vs. Auburn (10/24/20)

Sacks: 1.0, vs. Auburn (10/24/20)

32 jacquez JONES

Tuscaloosa, Ala. • Hillcrest

6-0 • 235 • 2L • Criminal Justice

JR.  
LB



**2020:** at LSU (12/19/20): Ranked second on the team with a career-high 11 total tackles and two quarterback hurries ... vs. Mississippi State (11/28/20): Finished third on the team with seven tackles in the Egg Bowl victory ... vs. South Carolina (11/14/20): Tallied four total tackles as the starting mike linebacker ... at Vanderbilt (10/31/20): Ranked third on the team with six total tackles and played 33 snaps as the starting mike linebacker ... vs. Auburn (10/24/20): Started at will linebacker and finished third on the team with a career-high 10 total tackles ... at Arkansas (10/17/20): Tied his career-high with nine total tackles ... Also recorded one tackle for loss and one quarterback pressure ... at Kentucky (10/3/20): Started at mike linebacker and ranked third on the team with seven tackles ... vs. #5 Florida (9/26/20): Earned the starting nod as mike linebacker ... Finished second on the team with eight total tackles ... **2019:** Started in all 12 games, with nine starts at inside linebacker ... Finished second on the team with 71 tackles, including 7.5 tackles for loss ... Forced two fumbles ... **2018:** Was named to the SEC All-Freshman team ... Appeared in every game as a true freshman, starting once ... Tallied 36 tackles on the season with 2.5 tackles for loss ... **HIGH SCHOOL:** Rated a four-star prospect by ESPN and three-star by 247Sports and Rivals ... Tabbed the No. 15 player in Alabama by ESPN, No. 22 by Rivals ... Ranked as the No. 10 inside linebacker in the country by ESPN ... As a senior, helped lead Hillcrest HS to first state semifinal appearance since 1985 ... Represented Alabama in the Alabama-Mississippi All-Star game where he recorded six tackles, including one tackle for loss ... Coached by Sam Adams ... **PERSONAL:** Son of Kendrick and Lakeshia Jones ... Full name is Jacquez O'Neal Jones ... Born: Feb. 20, 2000 ... Athletic Director's Honor Roll in fall 2018 ... Dean's Honor Roll in spring 2020 ... Criminal justice major with an emphasis in law enforcement.

### JONES' CAREER STATISTICS

#### —DEFENSE—

YEAR	G-S	UT	AT	TT	TFL-YDS	SACKS-YDS
2018	12-1	10	26	36	2.5-6	0.5-2
2019	12-9	27	44	71	7.5-35	2.0-16
2020	8-8	27	35	62	1.5-1	0.0-0
<b>Total</b>	<b>32-18</b>	<b>64</b>	<b>105</b>	<b>169</b>	<b>11.5-42</b>	<b>2.5-18</b>

YEAR	FF	FR	PD	QBH	INT	BLK
2018	1	0	0	2	0	0
2019	2	0	1	1	0	0
2020	0	0	0	3	0	0
<b>Total</b>	<b>3</b>	<b>0</b>	<b>1</b>	<b>6</b>	<b>0</b>	<b>0</b>

### JONES' CAREER HIGHS


TACKLES: 11, at LSU (12/19/20)  
 SOLO TACKLES: 6, at Arkansas (10/17/20)  
 TFLs: 1.5, 2x, MR: at Mississippi State (11/28/19)  
 SACKS: 1.0, at Mississippi State (11/28/19)  
 PASSES DEFENDED: 1, vs. Vanderbilt (10/5/19)  
 QB HURRIES: 2, at LSU (12/19/20)  
 FORCED FUMBLES: 2, vs. Southeastern Louisiana (9/14/19)

38 jaylon JONES

Allen, Texas • Allen

5-11 • 195 • 4L • Multi-Disciplinary Studies

SR.  
DB



**2020:** at Arkansas (10/17/20): Started at cornerback, totaling five tackles and breaking up one pass ... vs. #2 Alabama (10/10/20): Started at free safety and tallied five solo tackles ... at Kentucky (10/3/20): Started at strong safety and paced the Rebels' defense with a career-high 10 tackles ... vs. #5 Florida (9/26/20): Earned the starting at strong safety ... Recorded seven total tackles, including four solo stops ... **2019:** Appeared in 10 games, with four starts at cornerback ... Finished the season with 33 total tackles, including 29 solo stops ... Tallied five pass breakups and four tackles for loss ... **2018:** Suffered season-ending injury in the season opener ... Had a career-high seven tackles before getting injured ... Returned a kickoff 94 yards for second-career KR return ... **2017:** Appeared in all 12 games, making six starts, as a defensive back and kickoff returner ... Ranked third in the SEC and 19th nationally with 775 kickoff return yards ... Also ranked third in the SEC in yards per return (25.0) ... **2016:** Freshman All-America first team (PFF, Rivals), second team (Athlon, Campus Insiders) ... Freshman All-SEC (Coaches, Athlon, Gridiron Now) ... Played in every game with one start at cornerback ... Tied for second on team and ranked third among SEC freshmen with five passes defended ... Also totaled 26 tackles, a forced fumble and fumble recovery ... Earned first letter ... Member of the 2016 signing class ... **HIGH SCHOOL:** Rated a 4-star prospect by Rivals, Scout and ESPN ... Rated the nation's ninth-best cornerback by Scout ... Listed as the No. 11 safety in the nation according to ESPN and No. 19 according to Rivals ... Ranked the No. 125 overall prospect according to Scout and ranked No. 206 on the ESPN 300 list ... Named first team All-State by USA Today after racking up 61 tackles, 11 pass breakups and an interception as a senior ... Helped Allen to three straight state title appearances, winning back-to-back titles in 2013 and 2014 ... Coached by Tom Westerberg ... **PERSONAL:** Son of Crystal Walker, Robert Walker and Diedralee Hall ... Full name is Jaylon Terrell Jones ... Born: Oct. 14, 1997 ... 2018 SEC Fall Academic Honor Roll ... Dean's Honor Roll in fall 2018 ... Graduated with a bachelor's degree in multi-disciplinary studies in December 2019.

### JONES' CAREER STATISTICS

#### —DEFENSE—

YEAR	G-S	UT	AT	TT	TFL-YDS	SACKS-YDS
2016	12-1	16	10	26	0.0-0	0.0-0
2017	12-6	27	7	34	1.5-2	0.0-0
2018	1-1	7	0	7	0.0-0	0.0-0
2019	10-6	29	4	33	4.0-9	0.0-0
2020	4-4	15	12	27	0.0-0	0.0-0
<b>Total</b>	<b>39-18</b>	<b>94</b>	<b>33</b>	<b>127</b>	<b>5.5-11</b>	<b>0.0-0</b>

YEAR	FF	FR	PD	QBH	INT	BLK
2016	1	1	5	0	0	0
2017	1	0	3	2	0	0
2018	0	0	1	0	0	0
2019	0	0	5	0	0	0
2020	0	0	1	0	0	0
<b>Total</b>	<b>2</b>	<b>1</b>	<b>15</b>	<b>2</b>	<b>0</b>	<b>0</b>

### JONES' CAREER HIGHS

TACKLES: 10, at Kentucky (10/3/20)  
 SOLO TACKLES: 7, vs. Texas Tech (9/1/18)  
 TACKLES FOR LOSS: 2, at Memphis (8/31/19)  
 PASSES DEFENDED: 2, at Texas A&M (11/12/16)



## 2 Jalen JORDAN

Lake Cormorant, Miss. • Lake Cormorant

5-9 • 180 • 1L • Sport &amp; Recreation Admin.

SO.  
DB

**2020:** at LSU (12/19/20): Played 44 snaps as a reserve cornerback and tallied seven total tackles ... vs. Mississippi State (11/28/20): Started at free safety and played all 81 defensive snaps ... Tallied six total tackles in the Egg Bowl victory ... at Vanderbilt (10/31/20): Ranked third on the team with six total tackles, playing 57 snaps as the starting strong safety ... vs. Auburn (10/24/20): Tallied his third straight start on defense, picking up seven total tackles, including one tackle for loss, at the defensive back position ... at Arkansas (10/17/20): Made his second start of the season, this time at strong safety ... Recorded a career-high 11 tackles, including one for a loss ... Was the Rebels highest graded rush defender ... vs. #2 Alabama (10/10/20): Recorded his first career start and tallied one total tackle at the cornerback position ... at Kentucky (10/3/20): Saw action on defense as a reserve strong safety and special teams ... Tied his career-high with five tackles, including four solo stops ... Was the highest graded Rebel in tackling ... vs. #5 Florida (9/26/20): Appeared in season opener as both a reserve defensive back and on special teams ... Tallied a career best five total tackles ... **2019:** Saw action in 10 games as a true freshman, primarily on special teams ... Tallied two tackles on the season ... Also forced a fumble and recorded a pass deflection ... Member of the 2019 signing class ... Enrolled early and participated in spring drills ... **HIGH SCHOOL:** Consensus 3-star prospect by Rivals, 247Sports and ESPN ... Played in Mississippi/Alabama All-Star Game ... Named First-Team All-State in 2017 and 2018 ... Named Region 1 Class 5A Defensive Player of the Month (Nov. 2018) ... Totaled over 100 tackles in his freshman, junior and senior seasons at Lake Cormorant ... Notched 105 tackles and two TFL as a freshman, adding three interceptions and 11 pass deflections (2015) ... Racked up 141 total tackles, 10 TFL and five sacks, four interceptions, eight pass deflections and four forced fumbles as a junior (2017) ... Offensively, tallied 1,687 all-purpose yards (410 rushing, 503 receiving, 624 kick return, 150 interception return) as a junior ... Racked up 125 tackles, 2.0 TFL as a senior, adding seven interceptions, four pass deflections and four forced fumbles (2018) ... Excellent athlete, won powerlifting national title in 2018 with 555-pound deadlift in 163-pound weight class ... Captured state powerlifting titles as a sophomore, squatting 505, deadlifting 550 and bench pressing 245 ... Coached by Nick Nester ... **PERSONAL:** Son of Clifton and Leotasha Jordan ... Full name is Jalen Jacques Jordan ... Born: June 9, 2001 ... Athletic Director's Honor Roll in spring 2019 and spring 2020 ... Sport and recreation administration major.

## JORDAN'S CAREER STATISTICS

## —DEFENSE—

YEAR	G-S	UT	AT	TT	TFL-YDS	SACKS-YDS
2019	10-0	1	1	2	0.0-0	0.0-0
2020	8-5	29	19	48	1.5-3	0.0-0
<b>Total</b>	<b>18-5</b>	<b>30</b>	<b>20</b>	<b>50</b>	<b>1.5-3</b>	<b>0.0-0</b>

YEAR	FF	FR	PD	QBH	INT	BLK
2019	0	0	0	0	0	0
2020	1	0	1	0	0	0
<b>Total</b>	<b>1</b>	<b>0</b>	<b>1</b>	<b>0</b>	<b>0</b>	<b>0</b>

## JORDAN'S CAREER HIGHS

TACKLES: 11, at Arkansas (10/17/20)  
 SOLO TACKLES: 6, at Arkansas (10/17/20)  
 TACKLES FOR LOSS: 1.0, vs. Auburn (10/24/20)  
 PASSES DEFENDED: 1, vs. Florida (9/26/20)  
 FORCED FUMBLE: 1, vs. Florida (9/26/20)

## 81 Casey KELLY

Niagara Falls, N.Y. • Mallard Creek

6-3 • 240 • RS • General Business

FR.  
TE

**2020:** at LSU (12/19/20): Hauled in a career-long 57-yard catch in the first quarter ... vs. Mississippi State (11/28/20): Played five snaps on offense and five on special teams in the Egg Bowl win ... vs. South Carolina (11/14/20): Primarily saw action on special team and didn't record any stats ... at Vanderbilt (10/31/20): Appeared as a reserve tight end on 17 offensive snaps ... Was the team's highest rated run blocker with a grade of 88.6 ... at Arkansas (10/17/20): Lined up as a reserve tight end on two snaps and played on special teams ... vs. #2 Alabama (10/10/20): Played one offensive snap and was a member of the kick return team ... at Kentucky (10/3/20): Saw action as a reserve tight end and did not tally any stats ... Was the highest rated Rebel in run and pass blocking ... vs. #5 Florida (9/26/20): Hauled in first career reception for nine yards ... **2019:** Appeared in three games and was redshirted ... Non-scholarship player who joined team prior to the start of fall camp ... **HIGH SCHOOL:** Threw for 2,155 yards and 20 touchdowns as a senior helping lead Mallard Creek to a conference championship ... Also rushed for 389 yards and eight TDs ... Named all-state and all-conference as a senior ... Also lettered in lacrosse and basketball ... Won three conference titles in lacrosse ... Was a member of Team USA lacrosse team ... **PERSONAL:** Son of Kevin and Charlene Kelly ... Full name is Casey Charles Kelly ... Born: Nov. 17, 2000 ... Younger brother of former Rebel quarterback Chad Kelly ... 2019-20 SEC First-Year Honor Roll ... General business major.

## KELLY'S CAREER STATISTICS

## —RECEIVING—

YEAR	G-S	REC	YDS	TD	LG	AVG.
2019	3-0	0	0	0	0	0.0
2020	8-1	2	66	0	57	33.0
<b>Total</b>	<b>11-1</b>	<b>2</b>	<b>66</b>	<b>0</b>	<b>57</b>	<b>33.0</b>

## KELLY'S CAREER HIGHS

RECEPTIONS: 1, x2, MR: at LSU (12/19/20)  
 RECEIVING YARDS: 57, at LSU (12/19/20)  
 LONG RECEPTION: 57, at LSU (12/19/20)

## 11 Austin KEYS

Collins, Miss. • Seminary

6-2 • 240 • HS • Freshman Studies

FR.  
LB

**2020:** at LSU (12/19/20): Saw action on special teams primarily on kickoffs ... vs. Mississippi State (11/28/20): Appeared exclusively on special teams in the Egg Bowl victory ... vs. Auburn (10/24/20): Made his Rebel debut and saw his first collegiate action on special teams ... Didn't tally any stats ... Enrolled early and joined team in the spring ... Member of the 2019-20 signing class ... **HIGH SCHOOL:** Ranked as a 4-star prospect by ESPN ... Listed as a 3-star by ESPN and 247Sports ... Listed as the No. 7 inside linebacker in the nation and the No. 5 player in Mississippi by ESPN ... Ranked as the No. 31 inside linebacker and No. 22 player in Mississippi by 247Sports composite rankings ... Collected 58 tackles, including 10 for a loss, in 11 games during senior season ... Also forced and recovered a pair of fumbles apiece, while picking off one pass ... Racked up 79 tackles as a junior, recording 23 TFLs ... Blocked two punts ... Chose Ole Miss over offers from Arkansas State, Louisiana and Southern Miss ... Also lettered in basketball for SHS ... Coached by Brian Rials ... **PERSONAL:** Son of Michael and Bridget Keys ... Full name is Austin Mylek Keys ... Born: April 3, 2002 ... General business major.

### 4 tylan KNIGHT

Pearl, Miss. • Pearl

5-7 • 180 • 2L • Sport & Recreation Admin.

JR. DB



**2020:** at LSU (12/19/20): Appeared on special teams and didn't tally any stats ... vs. Mississippi State (11/28/20): Played 60 snaps as a reserve cornerback, recording three total tackles ... Forced a key fumble on the goal line to set up a Rebel touchdown ... vs. South Carolina (11/14/20): Saw action as a reserve slot cornerback on 24 snaps ... totaled three tackles, including one for a loss of six yards, and a quarterback pressure ... at Vanderbilt (10/31/20): Tallied five solo tackles in 43 snaps as a reserve cornerback ... Forced his first career fumble on a second half kickoff ... vs. Auburn (10/24/20): Appeared on 18 snaps as a reserve cornerback in his first action since changing positions ... Totaled four tackles, including a tackle for a loss of 25 yards on an Auburn snap miscue ... at Arkansas (10/17/20): Ran the ball once for six yards and saw action on special teams ... vs. #2 Alabama (10/10/20): Played exclusively on special teams and didn't record any stats ... at Kentucky (10/3/20): Appeared on special teams and at running back ... Caught one pass for eight yards ... vs. #5 Florida (9/26/20): Saw playing time at both running back and on special teams ... Carried the ball four times for 11 yards ... **2019:** Appeared in 12 contests on offense and special teams ... Carried the ball seven times for 38 yards, with a long of 11 yards ... Tallied five tackles on the season ... **2018:** Appeared in all 12 games as a true freshman ... Spent time at both running back and defensive back ... Carried the ball 19 times for 107 yards ... Tallied 16 total tackles and 1.5 tackles for loss ... Earned first collegiate letter ... Member of the 2018 signing class ... **HIGH SCHOOL:** Was named the co-MVP of the 2017 Alabama/Mississippi All-Star Game ... As a senior, led Pearl High School to a perfect 16-0 record and a Mississippi 6A state title ... Earned Mississippi Association of Coaches 6A Co-Player of the Year honors ... Was a Clarion-Ledger first team all state pick as an "athlete" on defense ... Totaled 2,742 all-purpose yards and 25 touchdowns during high school career ... **PERSONAL:** Son of Dwight and Vickie Knight ... Full name is Tylan Deshaun Knight ... Born: Dec. 10, 1999 ... Brothers Darius, Austin, and Landin Knight ... Sport and recreation administration major.

#### KNIGHT'S CAREER STATISTICS

##### —DEFENSE—

YEAR	G-S	UT	AT	TT	TFL-YDS	SACKS-YDS
2020	9-0	12	4	16	2.0-31	0.0-0
<b>Total</b>	<b>9-0</b>	<b>12</b>	<b>4</b>	<b>16</b>	<b>2.0-31</b>	<b>0.0-0</b>

YEAR	FF	FR	PD	QBH	INT	BLK
2020	2	0	1	1	0	0
<b>Total</b>	<b>2</b>	<b>0</b>	<b>1</b>	<b>1</b>	<b>0</b>	<b>0</b>

#### KNIGHT'S CAREER HIGHS

TACKLES: 5, at Vanderbilt (10/31/20)  
 SOLO TACKLES: 5, at Vanderbilt (10/31/20)  
 TFLs: 1.0, x2, MR: vs. South Carolina (11/14/20)  
 FORCED FUMBLES: 1, x2, MR: vs. Mississippi State (11/28/20)  
 QB HURRIES: 1, vs. South Carolina (11/14/20)  
 PASSES DEFENDED: 1, vs. Mississippi State (11/28/20)

### 16 luke KNOX

Brentwood, Tenn. • Brentwood Academy

6-4 • 245 • 2L • Risk Management & Insurance

SO. OLB



**2020:** vs. #2 Alabama (10/10/20): Appeared on special teams and didn't record any stats ... at Kentucky (10/3/20): Saw action on special teams in the victory and did not record any stats ... vs. #5 Florida (9/26/20): Played exclusively on special teams vs. the Gators ... Tallied one tackle ... **2019:** Appeared in every game with two starts at outside linebacker ... Tallied 10 tackles with two tackles for loss ... at Memphis (8/31/19): Tied a team-best two tackles for loss ... Recorded three total tackles ... vs. Arkansas (9/7/19): Recorded first career fumble recovery as well as a tackle in 31-17 win ... Allowed Arkansas to 361 yards of offense - the fewest allowed by Ole Miss since Sept. 9, 2017 ... vs. Southeastern Louisiana (9/14/19): Saw time on defense and special teams in 40-29 win ... Helped hold opponent to less than 100 yards rushing (66) for the second consecutive game for the first time since 2015 ... vs. #23 Cal (9/21/19): Recorded a tackle ... at #2 Alabama (9/28/19): Tallied a tackle ... vs. Vanderbilt (10/5/19): Registered two tackles and broke up a pass in first career start ... Held opponent to fewest points since 2015 in 31-6 win ... at Missouri (10/12/19): Made a tackle in second straight start ... vs. Texas A&M (10/19/19): Appeared in 16 special teams situations ... at #11 Auburn (11/2/19): Saw game action on special teams and defense ... vs. New Mexico State (11/9/19): Saw time on 12 total plays on special teams and defense in 41-3 win ... vs. #1 LSU (11/16/19): Broke up a pass against the Tigers ... at Mississippi State (11/28/19): Notched a tackle in season finale ... **2018:** Made first collegiate appearance in a reserve role at linebacker vs. SIU (9/8/18) ... Earned first letter ... Was redshirted after appearing in less than four games ... Member of the 2018 signing class ... **HIGH SCHOOL:** Ranked as a three-star prospect by 247Sports Composite ... Rated the No. 54 player in Tennessee by 247Sports ... Tallied 48 tackles, including 18 tackles for loss, during his senior campaign ... Named first team all-state by the Tennessee Sports Writers Association ... Was part of a Brentwood Academy team that won three straight state titles ... Coached by Cody White ... **PERSONAL:** Son of David and Rachel Knox ... Full name is Luke Forrest Knox ... Born: Sept. 19, 1999 ... Younger brother of former Rebel tight end Dawson Knox ... Athletic Director's Honor Roll in spring 2020 ... Risk management and insurance major.

#### KNOX'S CAREER STATISTICS

##### —DEFENSE—

YEAR	G-S	UT	AT	TT	TFL-YDS	SACKS-YDS
2018	1-0	0	0	0	0.0-0	0.0-0
2019	12-2	5	5	10	2.0-4	0.0-0
2020	3-0	0	1	1	0.0-0	0.0-0
<b>Total</b>	<b>16-2</b>	<b>5</b>	<b>6</b>	<b>11</b>	<b>2.0-4</b>	<b>0.0-0</b>

YEAR	FF	FR	PD	QBH	INT	BLK
2018	0	0	0	0	0	0
2019	0	1	2	0	0	0
2020	0	0	0	0	0	0
<b>Total</b>	<b>0</b>	<b>1</b>	<b>2</b>	<b>0</b>	<b>0</b>	<b>0</b>

#### KNOX'S CAREER HIGHS

TACKLES: 3, at Memphis (8/31/19)  
 SOLO TACKLES: 2, at Memphis (8/31/19)  
 TACKLES FOR LOSS: 2.0, at Memphis (8/31/19)  
 FUMBLE RECOVERY: 1, vs. Arkansas (9/7/19)

# deane 24 LEONARD

Calgary, Alberta • Calgary

6-2 • 195 • TR • [Major]

SR.  
DB

**2020:** at LSU (12/19/20): Played 25 snaps on defense as a reserve cornerback, tallying three tackles and a pass breakup ... vs. Mississippi State (11/28/20): Picked up a fumble on the goal line and returned it 84 yards to set up an Ole Miss touchdown in the Egg Bowl victory ... Added two tackles and two pass breakups ... vs. South Carolina (11/14/20): Recorded his first career start at cornerback, totaling a career-best five tackles ... at Vanderbilt (10/31/20): Saw action on 19 snaps as a reserve cornerback and didn't tally any stats ... vs. #2 Alabama (10/10/20): Played on special teams, tallying one total tackle ... at Kentucky (10/3/20): Appeared on special teams and assisted on one tackle in the victory ... vs. #5 Florida (9/26/20): Made his Rebel debut on special teams and recorded a solo tackle.

## LEONARD'S CAREER STATISTICS

### —DEFENSE—

YEAR	G-S	UT	AT	TT	TFL-YDS	SACKS-YDS
2020	7-1	8	5	13	0.0-0	0.0-0
<b>Total</b>	<b>7-1</b>	<b>8</b>	<b>5</b>	<b>13</b>	<b>0.0-0</b>	<b>0.0-0</b>

YEAR	FF	FR	PD	QBH	INT	BLK
2020	0	1	3	0	0	0
<b>Total</b>	<b>0</b>	<b>1</b>	<b>3</b>	<b>0</b>	<b>0</b>	<b>0</b>

## LEONARD'S CAREER HIGHS

TACKLES: 5, vs. South Carolina (11/14/20)

SOLO TACKLES: 3, vs. South Carolina (11/14/20)

FUMBLE RECOVERY: 1, vs. Mississippi State (11/28/20)

PASSES DEFENDED: 2, vs. Mississippi State (11/28/20)

# luke 92 LOGAN

Hattiesburg, Miss. • Presbyterian Christian

5-11 • 180 • 3L • Master's of Accountancy

SR.  
K

**2020:** at LSU (12/19/20): Made all six of his PAT attempts ... vs. Mississippi State (11/28/20): Made his lone field goal attempt, a 26-yard kick, and was 4-of-4 on PAT attempts in the Egg Bowl victory ... vs. South Carolina (11/14/20): Was a perfect 7-of-7 on PAT attempts and made his only field goal attempt, a 22-yarder ... at Vanderbilt (10/31/20): Made 4-of-6 PAT attempts and missed his only field goal attempt (42 yards) ... vs. Auburn (10/24/20): Was a perfect 4-of-4 on PAT attempts ... at Arkansas (10/17/20): Made all three of his PAT attempts ... Averaged 62.6 yards per kick on kickoffs ... vs. #2 Alabama (10/10/20): Was a perfect 6-of-6 in PAT attempts ... Also made both of his field goal attempts (39 yards and 29 yards) ... at Kentucky (10/3/20): Was a perfect 6-for-6 in PAT attempts, including the game-winning extra point in the overtime victory ... vs. #5 Florida (9/26/20): Served as the Rebels primary kicker for the third straight season opener ... Missed only field goal attempt (42 yards) ... **2019:** Appeared in all 12 games as the Rebels' primary place kicker ... Made 11-of-19 field goal attempts with a long of 41 yards ... Finished second on the team with 68 points scored ... Tallied 25 kickoff attempts with four touchbacks ... **2018:** Finished third in the SEC and 10th nationally in scoring per game (9.3) ... Third in points scored (111) in Ole Miss' single-season record book ... Finished the season tied for second in school history with 22 field goals ... **2017:** Appeared in all 12 games as the kickoff specialist ... Recorded 76 kickoffs for 4,653 yards (61.2 avg.) and 25 touchbacks ... **2016:** Redshirted ... Non-scholarship player who joined the team for fall camp in 2016 ... **HIGH SCHOOL:** First team All-MAIS and All-South 4A kicker ... Offensive MVP of the MAIS All-Star Game ... Connected on FGs of 54 and 56 yards ... Achieved 58 touchbacks on 65 kickoffs ... Named first team All-MAIS in soccer ... Won three state titles in track ... Earned National Scholar-Athlete Award by the U.S. Army Reserve ... Coached by Joey Hawkins ... **PERSONAL:** Son of Dow and Renee' Ford and the late Gary Logan ... Full name is Caleb Luke Logan ... Born: Nov. 14, 1997 ... SEC Fall Academic Honor Roll in 2017, 2018 and 2019 ... Athletic Director's Honor Roll in spring 2019, fall 2019 and spring 2020 ... Made Chancellor's Honor Roll for spring 2017 ... Dean's Honor Roll for fall 2016 and fall 2018 ... Graduated with a bachelor's in accountancy in May 2020 ... Pursuing his master's in accountancy.

## LOGAN'S CAREER STATISTICS

### —KICKOFFS—

YEAR	NO.	YDS	AVG.	TB
2017	76	4653	61.2	25
2018	81	4834	59.7	32
2019	25	1284	51.4	4
2020	58	3272	56.4	23
<b>Total</b>	<b>240</b>	<b>14,043</b>	<b>58.5</b>	<b>84</b>

### —FG KICKING—

YEAR	FG-FGA	PCT.	PAT-ATT	PCT.	TP
2017	2-3	.667	9-9	1.000	15
2018	22-27	.815	45-46	0.978	111
2019	11-19	.579	35-38	0.921	68
2020	4-6	.667	43-45	0.956	55
<b>Total</b>	<b>39-55</b>	<b>.709</b>	<b>132-138</b>	<b>0.957</b>	<b>249</b>

## LOGAN'S CAREER HIGHS

FIELD GOALS ATTEMPTED: 5, at Vanderbilt (11/17/18)

FIELD GOALS MADE: 5, at Vanderbilt (11/17/18)

LONGEST FG MADE: 41, vs. Vanderbilt (10/5/19)

MOST PATs MADE: 10, vs. ULM (10/8/18)

KICKOFFS: 11, vs. Southern Illinois (9/8/18)

TOUCHBACKS: 8, vs. Southern Illinois (9/8/18)



patrick

50 LUCAS JR.

FR.

DT

Prattville, Ala. • Wetumpka

6-3 • 320 • RS • Sport & Recreation Admin.

**2020:** at LSU (12/19/20): Played two snaps as a reserve nose tackle and didn't record any stats ... vs. South Carolina (11/14/20): Appeared on two snaps as a reserve nose tackle and didn't tally any stats ... at Vanderbilt (10/31/20): Recorded two total tackles in 20 snaps as a reserve defensive tackle ... at Arkansas (10/17/20): Lined up as a reserve nose tackle on five snaps and didn't tally any stats ... vs. #2 Alabama (10/10/20): Saw action as reserve nose tackle on eight snaps and did not record any stats ... at Kentucky (10/3/20): Appeared as a reserve defense tackle and on special teams ... Did not record any stats ... vs. #5 Florida (9/26/20): Saw action as reserve nose tackle and on special teams ... Talled one tackle ... **2019:** Appeared in four games and was redshirted ... Talled three tackles on the season ... at Memphis (8/31/19): Made Rebel debut in kicking game ... vs. Arkansas (9/7/19): Appeared on defense in 31-17 victory ... vs. Southeastern Louisiana (9/14/19): Saw action on defense and special teams in 40-29 win ... vs. #23 Cal (9/21/19): Recorded first career tackles as a Rebel with three ... at #2 Alabama (9/28/19): Suffered an Achilles injury on only snap ... Member of the 2019 signing class ... **HIGH SCHOOL:** Unanimous 3-star prospect according to Rivals, ESPN and 247Sports ... No. 15 prospect in Alabama, No. 25 DT in the nation (247Sports) ... Selected to Mississippi/Alabama All-Star Game ... Named Class 7A All-State Second Team in 2017 ... Led Wetumpka to Region 3 Championship, semifinals in Alabama 6A State Playoffs ... Played for Prattville HS through junior season ... Totaled 58 tackles, five sacks and 15 QB hurries as a junior ... Chose Ole Miss over Auburn, Florida, Kentucky, Mississippi State, Georgia Tech, Missouri, Tennessee, Texas A&M and others ... Coached by Danny Morris ... **PERSONAL:** Son of Patrick and Carmen Lucas ... Full name is Patrick Fitzgerald Lucas Jr. ... Born: Dec. 12, 2000 ... 2019-20 SEC First-Year Honor Roll ... Athletic Director's Honor Roll in fall 2019 ... Sport and recreation administration major.

LUCAS JR'S CAREER STATISTICS						
—DEFENSE—						
YEAR	G-S	UT	AT	TT	TFL-YDS	SACKS-YDS
2019	4-0	0	3	3	0.0-0	0.0-0
2020	7-0	2	1	3	0.0-0	0.0-0
<b>Total</b>	<b>11-0</b>	<b>2</b>	<b>4</b>	<b>6</b>	<b>0.0-0</b>	<b>0.0-0</b>

YEAR	FF	FR	PD	QBH	INT	BLK
2019	0	0	0	0	0	0
2020	0	0	0	0	0	0
<b>Total</b>	<b>0</b>	<b>0</b>	<b>0</b>	<b>0</b>	<b>0</b>	<b>0</b>

**LUCAS JR'S CAREER HIGHS**

TACKLES: 3, vs. Cal (9/21/19)  
 SOLO TACKLES: 1, x2, MR: at Vanderbilt (10/31/20)

brandon

9 MACK

FR.

OLB

Montgomery, Ala. • Jefferson Davis

6-4 • 235 • RS • Sport & Recreation Admin.

**2020:** vs. Mississippi State (11/28/20): ... vs. South Carolina (11/14/20): Made his first career start at outside linebacker ... Recorded three total tackles, including one for a loss ... at Vanderbilt (10/31/20): Talled his first collegiate tackles (3), including one for a loss, in 15 snaps of action as a reserve outside linebacker ... vs. Auburn (10/24/20): Lined up as a reserve outside linebacker on seven snaps and didn't tally any stats ... at Kentucky (10/3/20): Saw his first collegiate action on defense and special teams as a reserve defensive end ... Did not record any stats ... **2019:** Did not see any action and was redshirted ... Member of the 2019 signing class ... **HIGH SCHOOL:** A unanimous 3-star prospect according to Rivals, ESPN and 247Sports ... No. 37 weakside defensive end in the nation (Rivals) ... Ranked 15th overall in the state of Alabama (Rivals) ... Selected to play in the 2018 Alabama/Mississippi All-Star Game ... Led Jefferson Davis High School with 68 tackles, 18 tackles for loss, and 10 sacks during his senior season ... Played on varsity for his sophomore, junior, and senior years ... Finished high school career with 113 tackles, 25 tackles for loss, and 10 sacks ... Chose Ole Miss over Kentucky, LSU, Louisville, Memphis, Mississippi State and others ... Coached by Lee Carter ... **PERSONAL:** Son of Brandon Mack Sr. and Twanda Mack ... Full name is Brandon De'Moris Mack ... Born: July 27, 2001 ... Sport and recreation administration major.

MACK'S CAREER STATISTICS						
—DEFENSE—						
YEAR	G-S	UT	AT	TT	TFL-YDS	SACKS-YDS
2020	4-1	3	3	6	2.0-2	0.0-0
<b>Total</b>	<b>4-1</b>	<b>3</b>	<b>3</b>	<b>6</b>	<b>2.0-2</b>	<b>0.0-0</b>

YEAR	FF	FR	PD	QBH	INT	BLK
2020	0	0	0	0	0	0
<b>Total</b>	<b>0</b>	<b>0</b>	<b>0</b>	<b>0</b>	<b>0</b>	<b>0</b>

**MACK'S CAREER HIGHS**

TACKLES: 3, x2, MR: vs. South Carolina (11/14/20)  
 SOLO TACKLES: 2, vs. South Carolina (11/14/20)  
 TFL's: 1.0, x2, MR: vs. South Carolina (11/14/20)

reece  
**56 MCINTYRE**

Buford, Ga. • Buford

6-4 • 315 • RS • Integrated Marketing Comm.

FR.  
OL

**2020:** at LSU (12/19/20): Saw action on special teams as a member of the field goal unit ... vs. Mississippi State (11/28/20): Played on special teams in the Egg Bowl victory ... vs. South Carolina (11/14/20): Appeared exclusively on special teams as a member of the field goal unit ... at Vanderbilt (10/31/20): Lined up as a reserve left guard on 13 snaps on offense and seven snaps on special teams ... Blocked for a Rebel offense that tallied 641 yards of total offense ... vs. Auburn (10/24/20): Saw action as a reserve left guard on one offensive snap and four snaps on special teams ... vs. #2 Alabama (10/10/20): Appeared as reserve left guard, playing seven snaps ... His protection allowed the Rebel offense to record 647 yards, the most an Alabama defense has ever given up and the most ever by and Ole Miss team in an SEC game ... at Kentucky (10/3/20): Made his second career start at left guard and played all 72 offensive snaps ... vs. #5 Florida (9/26/20): Registered first career start and played every snap at left guard ... Blocked for a Rebel offense that tallied 613 total yards of offense vs. the Gators, the fourth-most against an SEC opponent ... It was the first time since 1969 (vs. Alabama) that the Rebels had over 600 yards of total offense and 400-plus yards passing vs. an SEC opponent ... **2019:** Saw action in one contest and was redshirted ... Member of the 2019 signing class ... **HIGH SCHOOL:** Unanimous 3-star prospect according to 247Sports, Rivals and ESPN ... High school teammate of fellow OL signee Carter Colquitt ... Led Buford HS to 10-3 record, Class 5A Quarterfinals in Georgia State Playoffs ... Four-year letterwinner in football and baseball ... Named All-State for football as junior and senior ... State runner-up in football (2017), four-time regional champs ... Team captain in football ... All-State, All-Region, State Runner-Up in baseball ... Chose Ole Miss over Florida, Arkansas, Kentucky, Michigan State, NC State, Missouri, Nebraska and others ... Coached by Jess Simpson and John Ford ... **PERSONAL:** Son of Chad and Deanne McIntyre ... Full name is Reece Jared McIntyre ... Born: Mar. 5, 2001 ... 2019-20 SEC First-Year Academic Honor Roll ... Athletic Director's Honor Roll in spring 2020 ... Integrated marketing communications major.

**MCINTYRE'S CAREER STATISTICS**


## —OFFENSE—

YEAR	G-S
2019	1-0
2020	8-2
<b>Total</b>	<b>9-2</b>

**1 jonathan MINGO**

Brandon, Miss. • Brandon

6-2 • 215 • 1L • Freshman Studies

SO.  
WR

**2020:** at LSU (12/19/20): Started in the slot and hauled in two passes for 38 yards ... vs. Mississippi State (11/28/20): Caught three passes for 33 yards in the Egg Bowl victory ... vs. South Carolina (11/14/20): Appeared as a reserve wide receiver on five snaps and didn't tally any stats ... at Vanderbilt (10/31/20): Ranked second on the team with six catches for 90 yards ... vs. Auburn (10/24/20): Hauled in two passes for 18 yards ... at Arkansas (10/17/20): Caught two passes for 31 yards, including a 21-yard touchdown ... vs. #2 Alabama (10/10/20): Started at wide receiver and caught one pass for 11 yards ... at Kentucky (10/3/20): Led the Rebels in receiving with a career-high 128 yards on eight receptions ... Caught a career best two TD passes in his second start of the season ... vs. #5 Florida (9/26/20): Started at wide receiver and did not record any stats ... **2019:** Started all 12 games at wide receiver as a true freshman ... Hauled in 12 catches for 172 yards and one TD ... Member of the 2019 signing class ... **HIGH SCHOOL:** Selected to 2019 Under Armour All-American Game ... Consensus four-star prospect according to Rivals, ESPN and 247Sports Composite Rankings ... Rated No. 6 prospect/No. 2 wide receiver in state of Mississippi and No. 22 WR in the nation by Rivals ... Named Class 6A First-Team All-State ... Played in 2018 Mississippi/Alabama All-Star Game ... Caught 77 passes for 1,451 yards and 14 TDs as a senior (2018) ... Led Brandon to 6A South State title game and 13-2 record as a senior ... **PERSONAL:** Son of John and Tonja Mingo ... Full name is Jonathan Ondreal Mingo ... Born: Apr. 20, 2001 ... 2019-20 SEC First-Year Academic Honor Roll ... Athletic Director's Honor Roll in fall 2019 ... Chancellor's Honor Roll in spring 2020 ... Freshman studies major.

**MINGO'S CAREER STATISTICS**

## —RECEIVING—

YEAR	G-S	REC	YDS	TD	LG	AVG.
2019	12-12	12	172	1	32	14.3
2020	9-7	24	349	3	37	14.5
<b>Total</b>	<b>21-19</b>	<b>36</b>	<b>521</b>	<b>4</b>	<b>37</b>	<b>14.5</b>

**MINGO'S CAREER HIGHS**

RECEPTIONS: 8, at Kentucky (10/3/20)  
 RECEIVING YARDS: 128, at Kentucky (10/3/20)  
 LONG RECEPTION: 37, at Vanderbilt (10/31/20)  
 RECEIVING TDs: 2, at Kentucky (10/3/20)

### royce 72 NEWMAN

Nashville, Ill. • Nashville Community  
6-6 • 310 • 3L • Criminal Justice

SR.  
OL



Member of the 2021 Reese's Senior Bowl Top 250 list ... **2020:** at LSU (12/19/20): Played all 77 offensive snaps at right tackle and blocked for a rushing attack that ran for a season-high 307 yards ... vs. Mississippi State (11/28/20): Made his 40th career appearance, starting at right tackle and playing all 85 offensive snaps in the Egg Bowl victory ... vs. South Carolina (11/14/20): Started at right tackle and played all 86 offensive snaps ... Blocked for an offense that totaled 708 total yards, the third most in school history and most even in an SEC contest ... at Vanderbilt (10/31/20): Lined up as the starting right tackle and played 72-of-86 offensive snaps ... vs. Auburn (10/24/20): Started at right tackle and played 80-of-81 offensive snaps ... Blocked for a rushing attack that totaled a season-best 283 yards ... at Arkansas (10/17/20): Started at right tackle and played 91-of-92 offensive snaps ... Was the Rebels highest graded run blocker with a grade of 77.4 ... vs. #2 Alabama (10/10/20): Started at right tackle and played all 89 snaps ... His protection allowed the Rebel offense to record 647 yards, the most an Alabama defense has ever given up and the most ever by and Ole Miss team in an SEC game ... Was the highest rated run blocker on the offensive line ... at Kentucky (10/3/20): Made his 14th consecutive start and played all 72 snaps at right tackle ... vs. #5 Florida (9/26/20): Started and played every snap at right tackle ... Had the best run blocking grade amongst Rebel linemen ... Blocked for a Rebel offense that tallied 613 total yards of offense vs. the Gators, the fourth-most against an SEC opponent ... It was the first time since 1969 (vs. Alabama) that the Rebels had over 600 yards of total offense and 400-plus yards passing vs. an SEC opponent ... **2019:** Started all 12 games at left guard ... Allowed just one sack in 416 pass blocks ... Graded above 80 percent in pass blocking in four games ... Played a total of 895 snaps, with 768 coming at left guard and 141 at right guard ... **2018:** Appeared in all 12 games as a reserve offensive lineman ... **2017:** Played in nine games ... **2016:** Did not see any action and was redshirted ... Member of the 2016 signing class ... **HIGH SCHOOL:** Rated a 4-star prospect by Scout and 247Sports and ranked among the top 250 national recruits by both outlets ... Tabbed the 14th-best offensive tackle in the nation by Scout and 24th-best by 247Sports ... Helped Nashville to the semifinals of the 2A state playoffs ... First team Belleville News-Democrat All-Area in both football and basketball, as well as 2A All-State in basketball by the Illinois Football Coaches Association ... Played offensive tackle, tight end and defensive end in high school ... Coached in high school by Tim Kuhn ... **PERSONAL:** Son of Dale and Kim Newman ... Full name is Royce Dalton Newman ... Born: Aug. 17, 1997 ... Athletic Director's Honor Roll in fall 2018 ... Graduated with a bachelor's in criminal justice in May 2020.

#### NEWMAN'S CAREER STATISTICS

—OFFENSE—

YEAR	G-S
2017	8-0
2018	12-0
2019	12-12
2020	9-9
<b>Total</b>	<b>41-21</b>

### hal 91 NORTHERN

Tunica, Miss. • Northwest Mississippi CC  
6-2 • 305 • 2L • Multi-Disciplinary Studies

SR.  
DT



**2020:** vs. Mississippi State (11/28/20): Appeared as a reserve nose tackle and on special teams in the Egg Bowl victory ... vs. South Carolina (11/14/20): Started at defensive tackle, recording two total tackles and batting down a pass ... at Vanderbilt (10/31/20): Made his third consecutive start, lining up a defensive tackle on 23 snaps ... Tallied three total tackles ... vs. Auburn (10/24/20): Started at defensive end and recorded two total tackles ... at Arkansas (10/17/20): Registered his first career start, lining up at defensive end ... Totaled one total tackle and combined on a TFL and sack ... vs. #2 Alabama (10/10/20): Appeared as a reserve defensive tackle and on special teams ... Did not record any stats ... at Kentucky (10/3/20): Saw action as a reserve defensive tackle, tallying a solo tackle ... vs. #5 Florida (9/26/20): Played 22 snaps at nose tackle and didn't record any stats ... **2019:** Appeared in eight games ... Tallied five total tackles on the season ... **2018:** Appeared in three games and was redshirted ... Earned first letter ... Tallied three total tackles on the season including one tackle for loss ... **JUNIOR COLLEGE:** Rated a three-star recruit by 247Sports and ESPN ... 2017 MACJC North Division defensive line MVP ... Earned 2017 NJCAA first team All-America accolades, as well as All-Region and MACJC honors ... Helped lead Northwest to an 8-2 record and the MACJC title game as a sophomore ... Tallied 32 tackles, including 15.5 tackles for loss and 7.5 sacks as a sophomore at Northwest ... Coached in junior college by Benji Parker ... Enrolled early and participated in spring drills ... **HIGH SCHOOL:** Played for head coach Edwin Norwood at Rosa Fort ... Led the Lions to a 9-3 overall mark and the second round of the Class 4A state playoffs as a senior ... Compiled 79 total tackles as a senior ... Three-time first team all-state and all-district selection ... Selected to play in the Mississippi-Alabama All-Star Game as a senior ... **PERSONAL:** Son of James and Erica Northern ... Full name is Hal Cortez Jefferson Northern ... Born: Nov. 1, 1996 ... Older brother, Ty, played football at Memphis ... Graduated with a degree in multi-disciplinary studies in May 2020.

#### NORTHERN'S CAREER STATISTICS

—DEFENSE—

YEAR	G-S	UT	AT	TT	TFL-YDS	SACKS-YDS
2018	3-0	1	2	3	1.0-1	0.0-0
2019	8-0	4	1	5	0.5-0	0.0-0
2020	8-4	3	6	9	0.5-1	0.5-1
<b>Total</b>	<b>19-3</b>	<b>8</b>	<b>9</b>	<b>17</b>	<b>2.0-2</b>	<b>0.5-1</b>

YEAR	FF	FR	PD	QBH	INT	BLK
2018	0	0	0	0	0	0
2019	0	0	2	0	0	0
2020	0	0	1	1	0	0
<b>Total</b>	<b>0</b>	<b>0</b>	<b>3</b>	<b>1</b>	<b>0</b>	<b>0</b>

#### NORTHERN'S CAREER HIGHS

TACKLES: 3, x2, MR: at Vanderbilt (10/31/20)  
SOLO TACKLES: 2, at Vanderbilt (10/31/20)  
TACKLES FOR LOSS: 1.0, vs. Alabama (9/15/18)  
SACKS: 0.5, at Arkansas (10/17/20)  
PASSES DEFENDED: 1, 3x, MR: vs. South Carolina (11/14/20)



# henry 25 PARRISH JR.

Goulds, Fla. • Columbus

5-10 • 190 • HS • General Business

FR.  
RB

**2020:** at LSU (12/19/20): Found the endzone for the first time in his career, scoring two rushing touchdowns ... Rushed for a career-high 87 yards on 16 carries and caught four passes for 27 yards ... vs. Mississippi State (11/28/20): Totaled 36 rushing yards on a career-high eight carries in the Egg Bowl victory ... vs. South Carolina (11/14/20): Ran the ball seven times for 28 yards and caught one pass for 13 yards ... at Vanderbilt (10/31/20): Appeared on offense handling seven carries for a career-best 51 yards on the ground ... vs. Auburn (10/24/20): Saw action on 14 snaps on special teams and returned one kickoff for 15 yards ... at Arkansas (10/17/20): Played 11 snaps on special teams and didn't record any stats ... vs. #2 Alabama (10/10/20): Appeared on special teams and didn't record any stats ... at Kentucky (10/3/20): Saw action on special team and recorded his first collegiate tackle ... Also appeared as reserve running back, carrying the ball once for three yards ... vs. #5 Florida (9/26/20): Played solely on special teams and didn't record any stats ... Member of the 2019-20 signing class ... **HIGH SCHOOL:** Rated a four-star prospect by 247Sports Composite and Rivals ... Three-star by ESPN ... Member of the Rivals 150, ranked No. 149 ... Touted as the No. 10 running back in the class of 2020 by Rivals ... A top-25 player in the state of Florida by 247Sports and Rivals ... Led Columbus to an 11-4 record and Class 8A State title during senior year ... Rushed for 2,319 yards and 28 TD as a senior ... Amassed 4,653 rushing yards over high school career, averaging 9.3 yards per carry and 129.3 yards per game to become Columbus' career rushing leader ... Received Nat Moore Trophy senior year as top football player in South Florida ... Was a first team all-state selection as both junior and senior year ... Finalist for Florida's Mr. Football following senior season ... Chose Ole Miss over offers from Florida, Florida State, Miami, Michigan and Oregon among others ... Coached by Dave Dunn ... **PERSONAL:** Son of Henry Sr. and Tequila Holmes-Parrish ... Full name is Henry Parrish, Jr. ... Born: March 1, 2001 ... General business major.

## PARRISH JR'S CAREER STATISTICS

### —RUSHING—

YEAR	G-S	ATT	YDS	TD	LG	AVG.
2020	9-0	39	200	2	27	5.1
<b>Total</b>	<b>9-0</b>	<b>39</b>	<b>200</b>	<b>2</b>	<b>27</b>	<b>5.1</b>

### —KICKOFF RETURNS—

YEAR	G	RET	YDS	TD	LG	AVG.
2020	8	5	40	0	24	15.0
<b>Total</b>	<b>8</b>	<b>1</b>	<b>15</b>	<b>0</b>	<b>24</b>	<b>15.0</b>

## PARRISH JR'S CAREER HIGHS

RUSHING ATTEMPTS: 16, at LSU (12/19/20)  
 RUSHING YARDS: 82, at LSU (12/19/20)  
 RUSHING TOUCHDOWNS: 2, at LSU (12/19/20)  
 RECEPTIONS: 4, at LSU (12/19/20)  
 RECEIVING YARDS: 27, at LSU (12/19/20)

# john rhys 10 PLUMLEE

Hattiesburg, Miss. • Oak Grove

6-0 • 200 • 1L • Engineering

SO.  
QB

**2020:** at LSU (12/19/20): Saw action at quarterback on a two-point conversion attempt ... at Vanderbilt (10/31/20): Appeared as a reserve quarterback completing one pass for a 27-yard touchdown ... Added 22 yards rushing on six carries ... vs. Auburn (10/24/20): Ran the ball eight times for 48 yards and added seven yards passing on one attempt ... vs. #2 Alabama (10/10/20): Completed his only pass for 14 yards and ran the ball once for no gain ... at Kentucky (10/3/20): Ran the ball five times for 16 yards, including a key first-down rush in the OT victory ... vs. #5 Florida (9/26/20): Started in his ninth game in a Rebel uniform, first at wide receiver ... Carried the ball four times for four yards ... Also hauled in a catch for six yards ... Completed his only pass for a 3-yard gain ... **2019:** Garnered Freshman All-America recognition by The Athletic at the all-purpose position ... Named to 247Sports' True Freshman All-American team ... Appeared in nine games with eight starts at quarterback position ... Finalist for the C Spire Conerly Trophy ... Holds the Ole Miss freshman rushing record with 1,023 yards as well as total touchdowns 16 TDs (four passing, 12 rushing) ... Finished eighth in the country with 113.7 rushing yards per game and highest among freshmen ... Ended rookie campaign as the sixth Rebel (eighth time overall) to surpass the 1,000-yard plateau ... The 12 rushing scores were the most by any Ole Miss freshman and fifth in school history ... The 1,023 rushing yards shattered the Ole Miss record by a quarterback, passing Jeremiah Masoli's 544 rushing yards set in 2010 ... Became the first Power 5 QB to rush for 100+ yards in each of his first three starts since Nebraska's Taylor Martinez and Michigan's Denard Robinson in 2010 ... 470 rushing yards in first four games of career set program record for a freshman Ole Miss QB ... Became the first Rebel QB to rush for 100 yards three straight games, beginning on Sept. 28 ... Member of the 2019 signing class ... Enrolled early and participated in spring drills ... **HIGH SCHOOL:** Rated a four-star prospect by ESPN and in 247Sports Composite rankings ... No. 7 dual-threat quarterback in the nation and No. 13 prospect in Mississippi (247Sports composite) ... Mississippi Class 6A Offensive Player of the Year (2018) ... Played in Mississippi/Alabama All-Star Game ... Named one of the Clarion Ledger's 2018 Dandy Dozen ... Led Oak Grove to South State Championship and runner-up finish in 2018 state title game ... Threw for 5,430 yards with 51 TDs and 19 INTs throughout high school career ... Added 2,314 rushing yards and 31 scores on the ground ... Threw for 2,834 yards with 33 TDs and 3 INTs with 64.3% completion rate as a senior (2018) ... Coached by Drew Causey ... **PERSONAL:** Son of Denton and Lori Plumlee ... Full name is John Rhys Plumlee ... Born: Jan. 2, 2001 ... Member of the Ole Miss baseball team, appearing in 13 games last season, with two starts ... 2019-20 SEC First-Year Academic Honor Roll Chancellor's Honor Roll in fall 2019 and spring 2020 ... Engineering major.

## PLUMLEE'S CAREER STATISTICS

### —PASSING—

YEAR	G-S	CMP-ATT	PCT.	YDS	TD	INT	LP
2019	9-8	79-150	52.7	910	4	3	41
2020	6-1	4-6	66.7	61	1	0	37
<b>Total</b>	<b>15-9</b>	<b>83-156</b>	<b>53.2</b>	<b>971</b>	<b>5</b>	<b>3</b>	<b>41</b>

### —RUSHING—

YEAR	G-S	ATT	YDS	TD	LG	AVG.
2019	9-8	154	1023	12	75	6.6
2020	6-1	24	90	0	37	3.8
<b>Total</b>	<b>15-9</b>	<b>178</b>	<b>1113</b>	<b>12</b>	<b>75</b>	<b>6.3</b>

### —RECEIVING—

YEAR	G-S	REC	YDS	TD	LG	AVG.
2019	9-8	0	0	0	0	0.0
2020	6-1	1	6	0	6	6.0
<b>Total</b>	<b>15-9</b>	<b>1</b>	<b>6</b>	<b>0</b>	<b>6</b>	<b>6.0</b>

## PLUMLEE'S CAREER HIGHS

PASSING ATTEMPTS: 28, at Alabama (9/28/19)  
 COMPLETIONS: 11, 2x, MR: vs. New Mexico State (11/9/19)  
 PASSING YARDS: 141, at Alabama (9/28/19)  
 PASSING TDs: 2, 2x, MR: at Missouri (10/12/19)  
 LONG COMPLETION: 41, vs. Cal (9/21/19)  
 RUSHING ATTEMPTS: 25, at Alabama (9/28/19)  
 RUSHING YARDS: 212, vs. LSU (11/16/19)  
 RUSHING TOUCHDOWNS: 4, vs. LSU (11/16/19)  
 LONGEST RUSH: 75, vs. New Mexico State (11/9/19)  
 TOTAL OFFENSE YARDS: 335, vs. LSU (11/16/19)  
 TOTAL TOUCHDOWNS: 4, 2x, MR: vs. LSU (11/16/19)  
 RECEPTIONS: 1, vs. Florida (9/26/20)  
 RECEIVING YARDS: 6, vs. Florida (9/26/20)

### 88 jack PROPST

Brentwood, Tenn. • Brentwood Academy  
5-10 • 190 • 3L • Master's of Business Admin.

SR.  
LS



Preseason All-SEC second team (Phil Steele) ... **2020:** at LSU (12/19/20): Made his 45th career appearance, playing on special teams as the long snapper ... vs. Mississippi State (11/28/20): Lined up as the Rebels' long snapper in the Egg Bowl victory ... vs. South Carolina (11/14/20): Appeared on special teams as the long snapper ... at Vanderbilt (10/31/20): Played on special teams as the Rebels' long snapper ... vs. Auburn (10/24/20): Saw action on special teams as the Rebels' long snapper ... at Arkansas (10/17/20): Played on special teams as the Rebels' long snapper ... vs. #2 Alabama (10/10/20): Appeared as the Rebels' long snapper on special teams ... at Kentucky (10/3/20): Saw action on special teams as the long snapper ... vs. #5 Florida (9/26/20): Served as the Rebels' primary long snapper in the three punt snaps and four during field goal/PATs ... **2019:** Earned third team All-SEC honors as a long snapper from Phil Steele ... Played in all 12 games as the Rebels' starting long snapper ... **2018:** Named third team All-SEC honors as a long snapper from Phil Steele ... Played in all 12 games as the Rebels' starting long snapper ... **2017:** Played in all 12 games as the Rebels' starting long snapper ... **2016:** Did not see action and was redshirted ... Non-scholarship player who joined the team for fall camp ... **HIGH SCHOOL:** Rated a 5-star snapper and No. 4 nationally by Kohl's Kicking ... Was a four-year starter for Brentwood Academy ... As a senior, helped Brentwood to a 12-1 record and a state championship ... Was perfect on every snap throughout his career ... Named to the Headmaster's List and was an honor roll student ... High school teammate of Rebels Luke Knox and Isaac Way ... **PERSONAL:** Son of Kim and Ed Evins and Kevin Propst ... Full name is Jack Remmel Propst ... Born: June 14, 1997 ... SEC Academic Honor Roll in 2017, 2018 and 2019 ... Chancellor's Honor Roll for fall 2016 and spring 2017 Dean's ... Honor Roll in fall 2018 and spring 2019 ... Athletic Director's Honor Roll in fall 2019 and spring 2020 ... Graduated with a bachelor's in marketing and corporate relations in May 2019 ... Pursuing his MBA.

#### PROBST'S CAREER STATISTICS

##### —SPECIAL TEAMS—

YEAR	G-S
2017	12-0
2018	12-0
2019	12-0
2020	9-0
<b>Total</b>	<b>45-0</b>

### 75 bryce RAMSEY

Gulfport, Miss. • Harrison Central  
6-1 • 340 • RS • Sport & Recreation Admin.

FR.  
OL



**2020:** at LSU (12/19/20): Primarily played on special teams as a member of the field goal unit ... vs. Mississippi State (11/28/20): Saw action at left guard on four snaps and played on special teams in the Egg Bowl victory ... vs. South Carolina (11/14/20): Played exclusively on special teams in the win ... at Vanderbilt (10/31/20): Appeared on 13 snaps as a reserve right guard and seven snaps on special team ... vs. Auburn (10/24/20): Lined up at left guard on one snap on offense and 4 snaps on special teams ... at Arkansas (10/17/20): Played on special teams as a part of the field goal unit ... vs. #2 Alabama (10/10/20): Appeared exclusively on special teams ... at Kentucky (10/3/20): Saw action on special teams as part of the field goal unit ... vs. #5 Florida (9/26/20): Played exclusively on special teams ... **2019:** Appeared in one game as a reserve offensive lineman and was redshirted ... Member of the 2019 signing class ... **HIGH SCHOOL:** Unanimous 3-star prospect by ESPN, Rivals and 247Sports ... Ranked the No. 8 center in the nation by Rivals ... Played in the Mississippi/Alabama All-Star Game ... Named Class 6A First Team All-State ... Helped pave the way for a Harrison Central rush attack that average 168.8 yards per game on the ground ... Chose Ole Miss over offers from Florida State and Memphis ... **PERSONAL:** Son of Calvin Ramsey and Angela Boykin ... Full name is Bryce J'Mal Ramsey ... Born: Dec. 21, 2000 ... Athletic Director's Honor Roll in spring 2020 ... Sport and recreation administration major.

#### RAMSEY'S CAREER STATISTICS

##### —SPECIAL TEAMS—

YEAR	G-S
2019	1-0
2020	9-0
<b>Total</b>	<b>10-0</b>

### 26 otis REESE

Leesburg, Ga. • Georgia  
6-2 • 215 • TR • Multi-Disciplinary Studies

JR.  
DB



**2020:** at LSU (12/19/20): Played all 96 defensive snaps and tallied six total tackles ... vs. Mississippi State (11/28/20) Made his Rebel debut, starting at defensive back ... Ranked second on the team with eight total tackles and also recorded a pass breakup ... Member of the 2020 signing class ... Enrolled early and participated in spring workouts ... **GEORGIA:** Saw action in 25 career games at Georgia, including one start during the 2018 and 2019 seasons ... Appeared in all 14 games in 2019 as a sophomore ... Finished with three total tackles ... Was part of the 2018 recruiting class ... Played in 11 games as a true freshman ... Tallied 13 total stops, four of which came vs. Middle Tennessee (9/15/18) ... Registered first collegiate start vs. Auburn (11/10/18) ... Recorded three stops vs. UMass (11/17/18) ... **HIGH SCHOOL:** Consensus a 4-star prospect coming out of Lee County HS ... Ranked as the No. 5 OLB nationally, No. 87 overall prospect nationally and the No. 12 prospect in Georgia by 247Sports ... Tabbed a PrepStar Magazine 4-star prospect, No. 180 nationally and a member of the Top 150 Dream Team ... Rivals.com 4-star prospect, ranked No. 56 nationally, No. 4 OLB and No. 8 in the state ... ESPN.com four-star prospect, No. 230 nationally, No. 12 OLB and No. 26 in Georgia ... Helped lead Lee County to a 14-1 season and the GHSA Class 6A Title as a senior in 2017 ... Named to the USA Today 2017 All-USA Georgia first team defense ... Honored as the 2017 Class 6A Defensive Player of the Year by both the Atlanta Journal-Constitution and the Georgia Sports Writers Association, in addition to being named a member of the 2017 All-State Class 6A first team defense by both the AJC and GSWA ... AJC 2017 Preseason Super 11 ... Played a wide range of defensive positions ... Named to the Albany Herald's 2017 Preseason Dynamite Dozen ... Named an all state first team DB by both the AP and AJC in 2016 ... Recorded 65 tackles, 10 for loss, as well as five sacks and three INTs as a junior ... Coached by Dean Fabrizio ... **PERSONAL:** Son of Otis Reese and Tonya Jamison ... Full name is Otis Sylvester Reese ... Born: July 2, 1998 ... Athletic Director's Honor Roll in spring 2020 ... Multi-disciplinary studies major.

#### REESE'S CAREER STATISTICS

##### —DEFENSE—

YEAR	G-S	UT	AT	TT	TFL-YDS	SACKS-YDS
2020	2-2	6	8	14	0.0-0	0.0-0
<b>Total</b>	<b>2-2</b>	<b>6</b>	<b>8</b>	<b>14</b>	<b>0.0-0</b>	<b>0.0-0</b>

YEAR	FF	FR	PD	QBH	INT	BLK
2020	0	0	1	0	0	0
<b>Total</b>	<b>0</b>	<b>0</b>	<b>1</b>	<b>0</b>	<b>0</b>	<b>0</b>

#### REESE'S CAREER HIGHS

TACKLES: 8, vs. Mississippi State (11/28/20)  
SOLO TACKLES: 4, vs. Mississippi State (11/28/20)  
PASSES DEFENDED: 1, vs. Mississippi State (11/28/20)

# 19 jamar RICHARDSON

Aliceville, Ala. • Jones College

5-11 • 175 • RS • Criminal Justice

JR.  
DB



**2020:** at LSU (12/19/20): Appeared as a reserve cornerback on 12 snaps and didn't tally any stats ... vs. Mississippi State (11/28/20): Played 13 snaps as a reserve cornerback and appeared on special teams in the Egg Bowl victory ... vs. South Carolina (11/14/20): Primarily saw action on special teams and didn't record any stats ... at Vanderbilt (10/31/20): Appeared as a reserve cornerback on six snaps and didn't tally any stats ... vs. Auburn (10/24/20): Started at cornerback and totaled a career-high five tackles ... at Arkansas (10/17/20): Started his first game as a Rebel, lining up at cornerback ... Totaled one tackle and a pass breakup ... vs. #2 Alabama (10/10/20): Appeared as a reserve cornerback on 23 snaps and on special teams ... Recorded two solo tackles ... at Kentucky (10/3/20): Saw action on defense and special teams as a reserve cornerback ... Recorded his first sack as a Rebel, finishing the game with two total tackles and a pass breakup ... vs. #5 Florida (9/26/20): Made Rebel debut, playing in the Rebel secondary as well as on special teams ... Played 19 snaps at cornerback and was the Rebels' highest graded defensive back in coverage ... **2019:** Did not appear in any contests and was redshirted ... Member of the 2019 signing class ... Enrolled early and participated in spring drills ... **JUNIOR COLLEGE:** Consensus 3-star prospect by Rivals, 247Sports and ESPN ... Nation's No. 62 JUCO prospect, No. 7 cornerback (247Sports Composite) ... Notched 27 tackles, one sack, one INT during sophomore season (2018) ... Totaled 25 tackles, one sack and one fumble recovery as a freshman (2017) ... Chose Ole Miss over Florida, Missouri, Nebraska, Tennessee, USC and SMU ... Coached by Steve Buckley ... **HIGH SCHOOL:** Totaled seven interceptions, 13 pass deflections over career at Aliceville ... Committed to Ole Miss out of high school before attending Jones County JC ... Coached by Melvin Pete ... **PERSONAL:** Son of Jessie Richardson and Renata Stewart ... Full name is Jamar Quwayne Richardson ... Born: Feb. 27, 1999 ... Athletic Director's Honor Roll in spring 2020 ... Criminal justice major with an emphasis in homeland security.

## RICHARDSON'S CAREER STATISTICS

### —DEFENSE—

YEAR	G-S	UT	AT	TT	TFL-YDS	SACKS-YDS
2020	9-2	5	5	10	1.0-5	1.0-5
<b>Total</b>	<b>9-2</b>	<b>5</b>	<b>5</b>	<b>10</b>	<b>1.0-5</b>	<b>1.0-5</b>

YEAR	FF	FR	PD	QBH	INT	BLK
2020	0	0	2	0	0	0
<b>Total</b>	<b>0</b>	<b>0</b>	<b>2</b>	<b>0</b>	<b>0</b>	<b>0</b>

## RICHARDSON'S CAREER HIGHS

TACKLES: 5, vs. Auburn (10/24/20)

SOLO TACKLES: 2, x2, MR: vs. Auburn (10/24/20)

SACKS: 1, at Kentucky (10/3/20)

PASSES DEFENDED: 1, x2, MR: at Arkansas (10/17/20)

# 95 tavius ROBINSON

Guelph, Ontario • Guelph

6-8 • 240 • TR • Multi-Disciplinary Studies

JR.  
OLB



**2020:** at LSU (12/19/20): Played 33 snaps as a reserve defensive end and tallied one tackle ... vs. Mississippi State (11/28/20): Made his fourth start of the season, lining up at defensive end in the Egg Bowl victory ... Notched a quarterback hurry ... vs. South Carolina (11/14/20): Saw action on 35 snaps as a reserve buck linebacker ... Recorded one tackle, a seven yard sack ... at Vanderbilt (10/31/20): Appeared as a reserve buck linebacker on 28 snaps, tallying two total tackles ... vs. Auburn (10/24/20): Lined up as a reserve buck linebacker on 48 defensive snaps ... Recorded two total tackles and a quarterback hurry ... at Arkansas (10/17/20): Appeared as a reserve buck linebacker on 39 snaps ... Tallied three total tackles, including a shared TFL ... vs. #2 Alabama (10/10/20): Recorded three tackles and a quarterback hurry ... Earned the defense's best grade ... at Kentucky (10/3/20): Saw action on 34 defensive snaps and tallied two tackles ... vs. #5 Florida (9/26/20): Made Rebel debut, playing in 47 snaps at the buck position ... **GUELPH:** Two-year letterwinner at the University of Guelph in Ontario ... Earned OUA second team all-stars honors in 2019 ... Registered 39 tackles, including 11.5 tackles for loss and 8.5 sacks as a sophomore for the Gryphons ... Tallied 26 total tackles and five sacks as a freshman ... Was named to the OUA All-Rookie team ... by Ryan Sheahan ... **HIGH SCHOOL:** Helped lead Guelph Collegiate Vocational to back-to-back 10 titles during both his junior and senior years ... Earned D10 MVP and Lineman of the Year honors as senior ... Three-time D10 all-star ... Also lettered in basketball and track and field ... Coached by Blair Rickers ... **PERSONAL:** Son of Patrick and Lindy Robinson ... Full name is Tavius Patrick Robinson ... Born: Jan. 3, 1999 ... Multi-disciplinary studies major.

## ROBINSON'S CAREER STATISTICS

### —DEFENSE—

YEAR	G-S	UT	AT	TT	TFL-YDS	SACKS-YDS
2020	9-4	9	8	17	1.5-8	1.0-7
<b>Total</b>	<b>9-4</b>	<b>9</b>	<b>8</b>	<b>17</b>	<b>1.5-8</b>	<b>1.0-7</b>

YEAR	FF	FR	PD	QBH	INT	BLK
2020	0	0	0	3	0	0
<b>Total</b>	<b>0</b>	<b>0</b>	<b>0</b>	<b>3</b>	<b>0</b>	<b>0</b>

## ROBINSON'S CAREER HIGHS

TACKLES: 3, x3, MR: at Arkansas (10/17/20)

SOLO TACKLES: 2, x3, MR: at Arkansas (10/17/20)

TACKLES FOR LOSS: 1.0, vs. South Carolina (11/14/20)

QUARTERBACK HURRIES: 1, x3, MR: vs. Mississippi State (11/28/20)

SACKS: 1.0, vs. South Carolina (11/14/20)



### 47<sup>ty</sup> ROCCONI

Mobile, Ala. • UMS-Wright Prep  
5-11 • 190 • 2L • Exercise Science

JR.  
DB



**2020:** at LSU (12/19/20): Appeared on special teams on three snaps ... vs. Mississippi State (11/28/20): Saw action on special teams in the Egg Bowl victory ... vs. South Carolina (11/14/20): Played eight snaps on special teams and didn't record any stats ... at Vanderbilt (10/31/20): Appeared on punt returns in the win ... vs. Auburn (10/24/20): Lined up as a reserve cornerback on one snap and played on special teams ... at Arkansas (10/17/20): Appeared exclusively on special teams and didn't record any stats ... vs. Alabama (10/10/20): Saw action on special teams and didn't record any stats ... **2019:** Saw action in eight contests, primarily on special teams ... Tallied three total tackles on the season ... vs. #23 Cal (9/21/19): Made season debut on punt return coverage ... vs. Vanderbilt (10/5/19): Appeared on 14 special teams plays in 31-6 win ... at Missouri (10/12/19): Saw time on five kick return situations ... vs. Texas A&M (10/19/19): Appeared in nine special teams plays ... at #11 Auburn (11/2/19): Made fifth appearance of the season ... vs. New Mexico State (11/9/19): Was on the special teams unit for 14 plays ... vs. #1 LSU (11/16/19): Tallied a career-high three tackles and two solo stops ... at Mississippi State (11/28/19): Appeared on eight special teams situations. ... **2018:** Appeared in all 12 games on special teams ... vs. Texas Tech (9/1/18): Made his Ole Miss debut ... vs. ULM (10/6/18): Recorded first career tackles in win over the Warhawks ... **2017:** Did not see any action and was redshirted ... Non-scholarship player who joined the team for fall camp ... **HIGH SCHOOL:** Rated a 2-star recruit by Rivals and 247Sports ... Ranked the No. 120 player in the state of Alabama by 247Sports ... Played on both sides of the ball at UMS-Wright Prep ... Tallied 58 tackles and four interceptions on defense ... Recorded 126 of his team's 169 total yards (109 rushing, 17 receiving) in the season opener of his senior season ... Teammates with fellow Rebel Samuel Plash throughout high school ... Coached in high school by Terry Curtis ... **PERSONAL:** Son of Dr. Rodney and Courtney Rocconi ... Full name is Tyler Paul Rocconi ... Born: Feb. 18, 1998 ... Both parents and several other family members attended Ole Miss ... Multi-disciplinary studies major.

#### ROCCONI'S CAREER STATISTICS

—SPECIAL TEAMS—

YEAR	G-S
2019	1-0
2020	7-0
<b>Total</b>	<b>8-0</b>

### 83 chase ROGERS

Pass Christian, Miss. • Louisiana  
6-2 • 250 • SQ • Multi-Disciplinary Studies

JR.  
TE



**2020:** at LSU (12/19/20): Played on offense and special teams against the Tigers ... vs. Mississippi State (11/28/20): Appeared exclusively on special teams in the Egg Bowl victory ... vs. South Carolina (11/14/20): Played on special team and didn't record any stats ... vs. Auburn (10/24/20): Saw action on seven snaps as a reserve tight end and eight snaps on special team ... Didn't record any stats ... at Arkansas (10/17/20): Lined up as a reserve tight end on 36 snaps and played three snaps on special teams ... Didn't tally any stats ... vs. #2 Alabama (10/10/20): Appeared exclusively on special teams and didn't record any stats ... vs. #5 Florida (9/26/20): Saw action as reserve tight end and didn't record any stats ... **2019:** Sat out season after transferring from Louisiana ... **LOUISIANA:** Played in three games and picked up a redshirt in 2018 ... Competed in eight games as a freshman in 2017, starting in two ... Finished with 54 yards on six receptions and one receiving touchdown ... Suffered season ending injury before game at Ole Miss (11/11/17) ... Made first career reception at Texas A&M (9/16/17), snagging a pair of passes in the game ... Had a career long 22-yard reception on lone catch of the game against ULM (9/23/17) ... Caught first career touchdown at South Alabama (11/4/17) on 13-yard pass from Levi Lewis ... Earned first letter ... **HIGH SCHOOL:** Rated a three-star tight end by ESPN, Scout.com, Rivals.com and 247Sports.com ... Catching passes for highly touted quarterback Myles Brennan, finished his prep career as Mississippi's all-time leader in receiving yards and touchdowns, accumulating 216 receptions for 3,729 yards and 44 touchdowns ... As a senior, named to MaxPreps 2016 First-Team All-American squad after hauling in 61 passes for 1,042 yards and 12 touchdowns ... A three-time all-state selection ... Helped St. Stanislaus reach the MHSAA Class 4A title game in 2014 and 2016 ... Recorded 1,462 yards on 81 catches and 19 touchdowns as a junior ... **PERSONAL:** Son of Joey and Tera Rogers ... Full name is Chase Andrew Rogers ... Born: Sept. 8, 1998 ... Multi-disciplinary studies major.

### 13 braylon SANDERS

Hogansville, Ga. • Callaway  
6-0 • 190 • 3L • Multi-Disciplinary Studies

SR.  
WR



**2020:** at LSU (12/19/20): Hauled in four passes for 70 yards and two touchdowns ... vs. Mississippi State (11/28/20): Recorded two catches for 87 yards in the Egg Bowl victory, including a career-long 81-yard touchdown reception ... vs. South Carolina (11/14/20): Made his first start of the season, lining up at wide receiver ... Caught four passes for a career-high 141 yards, including a 57 yard reception ... at Vanderbilt (10/31/20): Hauled in his first touchdown of the season on a 37-yard strike ... Finished the game with three catches for 50 yards ... vs. Auburn (10/24/20): Caught one pass for five yards in 37 snaps as a reserve wide receiver ... Also saw action on special teams, recording two tackles ... at Arkansas (10/17/20): Hauled in his first catch of the season for 23 yards and saw action on special teams ... vs. #2 Alabama (10/10/20): Appeared on 39 snaps as a reserve wide receiver and didn't record any stats ... at Kentucky (10/3/20): Saw action as a reserve wide receiver on 14 snaps ... Did not record any stats ... vs. #5 Florida (9/26/20): Played 22 snaps as a reserve wide receiver ... Did not record any stats ... **2019:** Appeared in eight games with three starts at wide receiver ... Tallied 10 receptions for 192 yards, with a long of 57 yards ... **2018:** Played in 10 games with two starts at wide receiver ... Caught 16 passes for 271 yards ... 16.9 yards per catch ranked second on the team among wide receivers ... **2017:** Played in seven games ... Recorded four catches for 65 yards and one TD ... Had a long reception of 30 yards ... **HIGH SCHOOL:** Rated a 4-star prospect by Scout and ESPN ... A member of the Scout 300, ranked as the No. 258 overall recruit in the country ... Listed as the nation's No. 34 wide receiver by Scout and the No. 33 athlete by ESPN ... Georgia Sports Writers Association All-State second team at wide receiver as a senior, helping the Cavaliers to a 13-1 record and berth into the 2A state semifinals ... Caught 20 touchdowns and racked up more than 1,000 receiving yards ... Played both receiver and quarterback for Callaway prior to his senior year ... Coached in high school by Pete Wiggins ... **PERSONAL:** Son of Charles and Tofia Bray-Sanders ... Full name is Jontavious Braylon Sanders ... Born: Jan. 21, 1999 ... Related to Indianapolis Colt Quan Bray and former Carolina Panther Dialleo Burks and former Auburn cornerback Jason Bray ... Multi-disciplinary studies major.

#### SANDERS' CAREER STATISTICS

—RECEIVING—

YEAR	G-S	REC	YDS	TD	LG	AVG.
2017	6-0	4	65	1	30	16.3
2018	10-2	16	271	1	55	16.9
2019	8-3	10	192	0	57	19.2
2020	9-3	15	376	4	81	27.8
<b>Total</b>	<b>33-8</b>	<b>45</b>	<b>904</b>	<b>6</b>	<b>81</b>	<b>20.3</b>

#### SANDERS' CAREER HIGHS

RECEPTIONS: 5 vs. Cal (9/21/19)  
RECEIVING YARDS: 141, vs. South Carolina (11/14/20)  
LONG RECEPTION: 81, vs. vs. Mississippi State (11/28/20)  
RECEIVING TDs: 2, at LSU (12/19/20)

# 46 momo SANOGO

Plano, Texas • Plano West

6-1 • 240 • 3L • Master's of Business Admin.

JR.  
LB

Preseason All-SEC fourth team (Athlon) ... **2020:** at LSU (12/19/20): Started and played 79 snaps on defense, recording seven total tackles and a pass breakup ... vs. Mississippi State (11/28/20): Tallied seven tackles, including 1.5 tackles for loss, and broke up a pass in the Egg Bowl victory ... vs. South Carolina (11/14/20): Appeared on 49 snaps as a reserve will linebacker, totaling five tackles ... at Vanderbilt (10/31/20): Recorded five total tackles and combined on a tackle for loss ... vs. Auburn (10/24/20): Started at will linebacker and played 77-of-80 defensive snaps ... Broke up one pass and tallied five tackles ... at Arkansas (10/17/20): Started at mike linebacker and recorded seven tackles, including one tackle for a loss and a pass breakup ... Also ran a fake punt for 47 yards ... vs. #2 Alabama (10/10/20): Started at will linebacker and led the team with nine tackles, including five solo tackles ... at Kentucky (10/3/20): Saw action at mike linebacker and ranked second on the team with seven tackles ... Recorded a key fourth quarter sack in the victory ... Was the highest rated Rebel pass rusher ... vs. #5 Florida (9/26/20): Played 44 snaps at will linebacker ... Tallied three total tackles vs. the Gators ... **2019:** Appeared in two games, with one start, before suffering season-ending injury to his right ankle in second game of the season ... **2018:** Started at linebacker in all 12 games ... One of just three players to start every game on defense for the Rebels ... Third in the SEC with 9.3 tackles per game ... Fifth in the SEC in total tackles with 112 ... One of just two Rebels in the last 12 years to tally 100 or more tackles in a season ... **2017:** Played in 11 games ... Recorded eight total tackles ... Named a National Football Foundation Ole Miss Chapter Scholar-Athlete ... **HIGH SCHOOL:** Selected to play in the Offense-Defense All-American Bowl ... A 4-star recruit according to Rivals and Scout ... Rated by Scout as the No. 13 linebacker nationally and No. 2 in the state of Texas, as well as the No. 299 overall recruit in the country ... Rated by Rivals as the nation's No. 14 linebacker ... Ranked the No. 55 recruit in the state of Texas in the 247Sports composite rankings ... Played on USA Football's U-18 national team for the North American Championships ... Named Team USA MVP after a 26-0 win over Canada ... Named second team all-district as a senior ... Collected first team all-district honors with 110 tackles and two sacks during his junior season ... Coached by Scott Smith ... **PERSONAL:** Son of Hamed and Jennifer Sanogo ... Full name is Mohamed Ben Sanogo ... Born: Feb. 18, 1999 ... Related to former Arsenal FC and current Toulouse FC Striker Yaya Sanogo ... Chair of SEC Football Student-Athlete Leadership Council ... 2019 Arthur Ashe Jr. Sports Scholar third team honoree ... SEC Academic Honor Roll in 2017, 2018 and 2019 ... Dean's Honor Roll in fall 2018 ... Graduated with a bachelor's in managerial finance in May 2020 ... Pursuing his MBA.

## SANOGO'S CAREER STATISTICS

### —DEFENSE—

YEAR	G-S	UT	AT	TT	TFL-YDS	SACKS-YDS
2017	11-0	3	5	8	0.0-0	0.0-0
2018	12-12	53	59	112	6.5-24	1.0-7
2019	2-1	3	1	4	0.0-0	0.0-0
2020	9-5	24	31	55	4.0-22	1.0-12
<b>Total</b>	<b>34-18</b>	<b>83</b>	<b>96</b>	<b>179</b>	<b>10.5-46</b>	<b>2.0-19</b>

YEAR	FF	FR	PD	QBH	INT	BLK
2017	0	0	0	0	0	0
2018	2	0	1	3	0	0
2019	0	0	0	0	0	0
2020	0	0	3	3	0	0
<b>Total</b>	<b>2</b>	<b>0</b>	<b>4</b>	<b>6</b>	<b>0</b>	<b>0</b>


## SANOGO'S CAREER HIGHS

TACKLES: 16, 2x, MR: at Texas A&M (11/10/18)  
 SOLO TACKLES: 8, at Texas A&M (11/10/18)  
 TACKLES FOR LOSS: 2.0, at Vanderbilt (11/17/18)  
 SACKS: 1, MR: at Kentucky (10/3/20)  
 QUARTERBACK HURRIES: 2, vs. South Carolina (11/3/18)  
 FORCED FUMBLE: 1, 2x, at LSU (9/29/18)  
 LONGEST RUSH: 47, at Arkansas (10/17/20)

# 20 keidron SMITH

West Palm Beach, Fla. • Oxbridge Academy

6-2 • 195 • 2L • General Business

JR.  
DB

**2020:** at LSU (12/19/20): Recorded his first interception of the season and third of his career ... Added eight tackles as a starting cornerback ... vs. Mississippi State (11/28/20): Tallied five total tackles in the Egg Bowl victory ... vs. South Carolina (11/14/20): Started at cornerback for the seventh straight game, recording four tackles and a career-high four pass breakups ... at Vanderbilt (10/31/20): Lined up as the starting cornerback and played 38 snaps on defense ... Broke up one pass ... vs. Auburn (10/24/20): Led the team and tied his career-high with 12 tackles in his fifth start of the season at cornerback ... at Arkansas (10/17/20): Started at cornerback and played all 84 defensive snaps ... Registered six tackles ... vs. #2 Alabama (10/10/20): Played 68 snaps as the starting cornerback ... Finished second on the team with eight tackles, including six solo stops ... at Kentucky (10/3/20): Started at cornerback and recorded five tackles in the victory ... vs. #5 Florida (9/26/20): Got the start at cornerback in the Rebels' season opener ... Tallied a career and team high 12 total tackles ... Registered one pass breakup ... Had the highest in run defense amongst Rebel defenders ... **2019:** Appeared in all 12 games, with eight starts at cornerback ... Registered 48 total tackles with 3.5 tackles for loss ... Led the team with eight pass breakups ... **2018:** Appeared in all 12 games, making four starts at cornerback ... Tallied 47 total tackles with four pass breakups ... **HIGH SCHOOL:** Rated a consensus three-star recruit by 247Sports, ESPN and Rivals ... Tabbed the No. 127 player in Florida by ESPN ... Helped lead the ThunderWolves to the state championship game and 10-2 record as a senior ... Totaled 41 tackles as a senior and 33 as a junior ... Had seven career interceptions ... Named Small Schools Defensive Player of the Year ... Finished with five career touchdowns including two receiving as a senior when he hauled in 271 yards off 12 receptions ... Also lettered in basketball and tallied 1,000 points scored in his career ... Coached by Brendan Kent ... **PERSONAL:** Son of Deirdre and Alonzo Smith ... Full name is Keidron Ameer Smith ... Born: Nov. 1, 1999 ... General business major.

## SMITH'S CAREER STATISTICS

### —DEFENSE—

YEAR	G-S	UT	AT	TT	TFL-YDS	SACKS-YDS
2018	12-4	29	18	47	1.0-2	0.0-0
2019	12-9	33	15	48	3.5-20	1.0-3
2020	9-9	35	25	60	0.0-0	0.0-0
<b>Total</b>	<b>33-22</b>	<b>97</b>	<b>59</b>	<b>155</b>	<b>4.5-22</b>	<b>1.0-3</b>

YEAR	FF	FR	PD	QBH	INT	BLK
2018	0	0	5	0	1	0
2019	3	0	9	1	1	0
2020	0	0	6	0	1	0
<b>Total</b>	<b>3</b>	<b>0</b>	<b>20</b>	<b>1</b>	<b>3</b>	<b>0</b>

## SMITH'S CAREER HIGHS

TACKLES: 12, x2, MR: vs. Auburn (10/24/20)  
 SOLO TACKLES: 8, vs. Florida (9/26/20)  
 TACKLES FOR LOSS: 1.0, 3x, vs. LSU (11/16/19)  
 SACKS: 1.0, vs. LSU (11/16/19)  
 FORCED FUMBLES: 1, 2x, MR: vs. LSU (11/16/19)  
 PASSES DEFENDED: 4, vs. South Carolina (11/14/20)  
 INTERCEPTIONS: 1, x3, MR: at LSU (12/19/20)

28<sup>jay</sup> STANLEY

Greenwood, Miss. • Brandon

6-2 • 220 • 1L • Sport & Recreation Admin.

SO.  
DB



**2020:** at LSU (12/19/20): Appeared on special teams and didn't tally any stats ... vs. Auburn (10/24/20): Primarily saw action on special teams and didn't record any stats ... at Arkansas (10/17/20): Lined up as a reserve slot cornerback on four snaps and 18 snaps on special teams ... Tallied one total tackle ... vs. #2 Alabama (10/10/20): Appeared exclusively on special teams, recording one total tackle ... Was the highest graded special teams player (73.6) ... at Kentucky (10/3/20): Saw action on defense and special teams ... Did not record any stats ... vs. #5 Florida (9/26/20): Got the start as star ... Tallied four total tackles and one pass breakup ... **2019:** Appeared in nine games with two starts at strong safety as a true freshman ... Registered 20 tackles with one pass breakup ... Member of the 2019 signing class ... **HIGH SCHOOL:** Consensus 3-star prospect by Rivals, 247Sports and ESPN ... Selected to 6A All-State First Team ... Led Brandon HS to 6A South State title game ... Totaled 129 tackles and 7.0 TFL as a senior (2018), adding three interceptions, five forced fumbles and seven pass deflections ... Attended Greenwood HS prior to Brandon ... Threw for 1,030 yards with 8 TDs, 1 INT, tallying 830 rushing yards and 17 TDs as a junior (2017) ... Notched 70 tackles, 2.0 TFL, 3.0 sacks, two pass deflections and two fumble recoveries in 2017 ... Coached by Tyler Peterson ... **PERSONAL:** Son of LaTasha Stanley-Butler ... Full name is Jaylen Cortez Stanley ... Born: March 6, 2001 ... Athletic Director's Honor Roll in spring 2020 ... Sport and recreation administration major.

### STANLEY'S CAREER STATISTICS

#### —DEFENSE—

YEAR	G-S	UT	AT	TT	TFL-YDS	SACKS-YDS
2019	9-2	8	12	20	0.5-1	0.0-0
2020	6-1	2	4	6	0.0-0	0.0-0
<b>Total</b>	<b>15-3</b>	<b>10</b>	<b>16</b>	<b>26</b>	<b>0.5-1</b>	<b>0.0-0</b>

YEAR	FF	FR	PD	QBH	INT	BLK
2019	0	0	1	0	0	0
2020	0	0	1	0	0	0
<b>Total</b>	<b>0</b>	<b>0</b>	<b>2</b>	<b>0</b>	<b>0</b>	<b>0</b>

### STANLEY'S CAREER HIGHS

TACKLES: 5, vs. LSU (11/16/19)

SOLO TACKLES: 3, at Alabama (9/28/19)

PASSES DEFENDED: 1, 2x, MR: vs. Florida (9/26/20)

22<sup>tariqious</sup> TISDALE

Lexington, Tenn. • Northwest Mississippi CC

6-5 • 295 • 2L • Multi-Disciplinary Studies

SR.  
DL



Member of the 2021 Reese's Senior Bowl Top 250 list ... **2020:** vs. Mississippi State (11/28/20): Started at nose tackle and didn't tally any stats in the Egg Bow victory ... vs. South Carolina (11/14/20): Appeared on 20 snaps as a reserve defensive tackle, tallying one tackle ... at Vanderbilt (10/31/20): Lined up as a reserve defensive end on 13 snaps, recording three total tackles ... vs. #2 Alabama (10/10/20): Started at defensive end, totaling four tackles and a quarterback hurry ... at Kentucky (10/3/20): Started at defensive end for the second consecutive week ... Led all Rebel defensive linemen and finished fourth on the team with six tackles in the victory ... vs. #5 Florida (9/26/20): Earned the start at defensive end and tallied five total tackles, including 1.5 tackles for loss ... **2019:** Appeared in all 12 games on the defensive line ... Finished the season with 28 total tackles ... Tallied 3.5 tackles for loss and two sacks ... **2018:** Appeared in all 12 games, making two starts on the defensive line ... Registered 33 total tackles, 3.0 TFL and one sack ... **JUNIOR COLLEGE:** Played in 11 games, starting in five for Northwest Mississippi CC ... Tallied 31 total tackles, 5 sacks, 11 tackles for loss ... Coached by Benjy Parker ... **HIGH SCHOOL:** Named Class 4A Region 7 Defensive Lineman of the Year ... Rated a three-star defensive end by Rivals, 247Sports, Scout and ESPN.com ... Received offers from Ole Miss, Mississippi State and Tennessee among others ... Also played basketball at Lexington ... **PERSONAL:** Son of Erica Boales ... Full name is Tariqious Bernard Tisdale ... Born: Apr. 4, 1998 ... SEC Fall Academic Honor Roll in 2019 ... Athletic Director's Honor Roll in fall 2018, fall 2019 and spring 2020 ... Multi-disciplinary studies major.

### TISDALE'S CAREER STATISTICS

#### —DEFENSE—

YEAR	G-S	UT	AT	TT	TFL-YDS	SACKS-YDS
2018	12-2	12	21	33	3.0-11	1.0-4
2019	12-0	14	14	28	3.5-18	2.0-11
2020	6-4	7	12	19	1.5-3	0.0-0
<b>Total</b>	<b>30-6</b>	<b>33</b>	<b>47</b>	<b>80</b>	<b>8.0-32</b>	<b>3.0-15</b>

YEAR	FF	FR	PD	QBH	INT	BLK
2018	0	0	0	2	0	0
2019	0	0	0	0	0	0
2020	0	0	0	1	0	0
<b>Total</b>	<b>0</b>	<b>0</b>	<b>0</b>	<b>3</b>	<b>0</b>	<b>0</b>

### TISDALE'S CAREER HIGHS

TACKLES: 6, 3x, MR: at Kentucky (10/3/20)

SOLO TACKLES: 4, at Auburn (11/2/19)

TACKLES FOR LOSS: 1.5, vs. ULM (10/6/18)

SACKS: 1, 3x, MR: vs. LSU (11/16/19)



# caleb 54 WARREN

Louisville, Miss. • Nanih Waiya

6-4 • 305 • RS • Freshman Studies

FR.  
OL

**2020:** at LSU (12/19/20): Played all 77 snaps at left guard and didn't allow a pressure ... Recorded a pass blocking grade of 80.0 ... Blocked for a rushing attack that ran for a season-high 307 yards ... vs. Mississippi State (11/28/20): Appeared on 81 offensive snaps at left guard in the Egg Bowl victory ... vs. South Carolina (11/14/20): Started at left guard and played all 86 offensive snaps ... Blocked for an offense that totaled 708 total yards, the third most in school history and most even in an SEC contest ... at Vanderbilt (10/31/20): Lined up as the starting right guard and played 73-of-86 offensive snaps ... vs. Auburn (10/24/20): Started at left guard and played all 81 ... Blocked for a rushing attack that totaled a season-best 283 yards ... at Arkansas (10/17/20): Started at left guard and played 91-of-92 offensive snaps ... vs. #2 Alabama (10/10/20): Made his first career start at left guard, playing 82 snaps ... His protection allowed the Rebel offense to record 647 yards, the most an Alabama defense has ever given up and the most ever by and Ole Miss team in an SEC game ... at Kentucky (10/3/20): Played 19 snaps as a reserve right guard and didn't allow any pressure ... Also saw action on special teams ... vs. #5 Florida (9/26/20): Saw playing time on special teams ... **2019:** Saw action in one contest vs. New Mexico State and was redshirted ... Member of the 2019 signing class ... **HIGH SCHOOL:** Unanimous 3-star prospect by ESPN, Rivals and 247Sports ... Played in the Mississippi/Alabama All-Star Game ... Named Class 1A All-State First Team ... Helped lead Nanih Waiya to the 2018 Class 1A State Championship ... Blocked for a Warriors offense that averaged 322.9 yards on the ground ... Credited with 28 pancake blocks as a junior ... On the defensive side, tallied 32 tackles as a senior and 47 stops as a junior ... **PERSONAL:** Son of Kenneth Warren and Kim Bennett ... Full name is Caleb Austin Warren ... Born: Feb. 13, 2001 ... Freshman studies major.

## WARREN'S CAREER STATISTICS

### —OFFENSE—

YEAR	G-S
2019	1-0
2020	9-7
<b>Total</b>	<b>10-7</b>

# sam 13 WILLIAMS

Montgomery, Ala. • Northeast Mississippi CC

6-4 • 265 • 1L • Multi-Disciplinary Studies

SR.  
OLB

Preseason All-SEC third team (Lindy's, Phil Steele) ... Member of the 2021 Reese's Senior Bowl Top 250 list ... **2020:** at LSU (12/19/20): Started at defensive end and recorded seven tackles, including a three-yard sack ... vs. Mississippi State (11/28/20): Appeared as a reserve outside linebacker on 49 snaps, totaling two tackles in the Egg Bowl victory ... vs. South Carolina (11/14/20): Played 47 snaps as the starting buck linebacker and recorded a quarterback pressure ... at Vanderbilt (10/31/20): Started at buck linebacker, recording two tackles and a quarterback pressure ... vs. Auburn (10/24/20): Started at buck linebacker and tallied a career-high 11 tackles, including three tackles for a loss and a sack ... at Arkansas (10/17/20): Recorded his first start of the season, lining up at buck linebacker ... Recorded three tackles and a quarterback hurry ... vs. #2 Alabama (10/10/20): Appeared as a reserve linebacker on 27 snaps ... Made five tackles, including two for a loss and a sack ... at Kentucky (10/3/20): Played as a reserve outside linebacker and recorded four tackles ... vs. #5 Florida (9/26/20): Saw action as a reserve outside linebacker ... Tallied three total tackles including one sack ... **2019:** Registered eight starts at outside linebacker in 12 games played ... Tallied 37 total tackles on the season ... Led the team with six sacks ... Finished season with 9.5 tackles for loss and five quarterback hurries ... Enrolled early and participated in spring drills ... Member of the 2019 signing class ... **JUNIOR COLLEGE:** Unanimous 4-star prospect according to Rivals, 247Sports, 247Sports Composite and ESPN ... No. 7 JUCO prospect in the nation and No. 3 weak-side defensive end (247Sports Composite) ... Was named a first team NJCAA All-American following his sophomore campaign at Northeast Mississippi ... Region 23 Defensive Player of the Year ... MACJC Defensive Lineman of the Year ... Totaled 75 tackles, 28.5 tackles for loss, 17.5 sacks, four forced fumbles and four pass breakups as a sophomore (2018) ... Notched 53 tackles, 11 TFL, 3.5 sacks, two forced fumbles and three fumble recoveries as a freshman (2017) ... Chose Ole Miss over Alabama, LSU, Auburn, Florida State, Kentucky, Oregon, Tennessee, Texas A&M and others ... Coached by Greg Davis ... **HIGH SCHOOL:** Signed with Northeast Mississippi CC after high school career at Robert E. Lee ... Coached by Tyrone Rogers ... **PERSONAL:** Son of Tiffani Cain ... Full name is Samuel Degarrick Williams ... Born: March 31, 1999 ... Multi-disciplinary studies major.

## WILLIAMS' CAREER STATISTICS

### —DEFENSE—

YEAR	G-S	UT	AT	TT	TFL-YDS	SACKS-YDS
2019	12-8	21	16	37	9.5-38	6.0-26
202-	9-5	22	15	37	7.0-24	4.0-16
<b>Total</b>	<b>21-13</b>	<b>43</b>	<b>31</b>	<b>74</b>	<b>16.5-62</b>	<b>10.0-42</b>

YEAR	FF	FR	PD	QBH	INT	BLK
2019	1	0	1	5	1	0
2020	1	0	0	3	0	0
<b>Total</b>	<b>2</b>	<b>0</b>	<b>1</b>	<b>8</b>	<b>1</b>	<b>0</b>

## WILLIAMS' CAREER HIGHS

TACKLES: 11, vs. Auburn (10/24/20)  
 SOLO TACKLES: 6, vs. Auburn (10/24/20)  
 FORCED FUMBLES: 1, at Memphis (8/31/19)  
 SACKS: 1.5, vs. Texas A&M (10/19/19)  
 TFLs: 3.0, x2, MR: vs. Auburn (10/24/20)  
 QB HURRIES: 2, 2x, MR: vs. Texas A&M (10/19/19)  
 INTERCEPTIONS: 1, at Missouri (10/12/19)

## isaiah 26 WOULLARD

Hattiesburg, Miss. • Presbyterian Christian

5-9 • 205 • 2L • Social Work

JR.  
RB



**2020:** at LSU (12/19/20): Saw action on special teams, tallying one total tackle ... vs. Mississippi State (11/28/20): Appeared on special teams in the Egg Bowl victory ... vs. South Carolina (11/14/20): Played 18 snaps on special teams and didn't record any stats ... at Vanderbilt (10/31/20): Saw action on special teams, tallying one tackle ... vs. #2 Alabama (10/10/20): Appeared exclusively on special teams and didn't record any stats ... at Kentucky (10/3/20): ... Saw action on special teams and did not record any stats ... vs. #5 Florida (9/26/20): Played exclusively on special teams ... Was the highest graded Rebel on special teams ... **2019:** Saw action in all 12 games as backup running back and on special teams ... Rushed 10 times for 31 yards ... Tallied two tackles and one fumble recovery ... **2018:** Appeared in all 12 games, making two starts at running back ... Ended the season with 428 yards on 84 attempts ... Averaged 5.1 yards per carry with four touchdowns ... **HIGH SCHOOL:** All-time leading rusher in Mississippi high school history with 8,294 career yards ... Rated a 2-star recruit by Scout ... Named first team All-State by The Clarion-Ledger as a senior ... Hattiesburg Impact All-Area Player of the Year ... Averaged 230 rushing yards per game (2,761 total) while reaching the end zone 36 times ... Ran for 100 yards in every game of the season, including nine 200-yard games ... Averaged nearly 9 yards per carry ... Led Presbyterian Christian to an 11-1 record and the MAIS AAAA D-I semifinals ... Earned first team All-State honors by The Clarion-Ledger as a junior when he posted a state-high 3,085 rushing yards and 30 total touchdowns ... Fourth player in Mississippi history to rush for more than 3,000 yards in a season ... Coached in high school by Joey Hawkins ... **PERSONAL:** Son of Reginald and Joyce Woillard ... Full name is Isaiah Jerry Woillard ... Born: Nov. 28, 1998 ... Father was a running back for the Rebels from 1975-79 ... Social work major.

### WOULLARD'S CAREER STATISTICS

#### —RUSHING—

YEAR	G-S	ATT	YDS	TD	LG	AVG.
2018	12-2	84	428	4	46	5.1
2019	12-0	10	31	0	8	3.1
2020	7-0	0	0	0	0	0.0
<b>Total</b>	<b>31-2</b>	<b>94</b>	<b>459</b>	<b>4</b>	<b>46</b>	<b>4.9</b>

### WOULLARD'S CAREER HIGHS

RUSHING ATTEMPTS: 16, 2x, MR: at Vanderbilt (11/17/18)

RUSHING YARDS: 107, at Vanderbilt (11/17/18)

RUSHING TDs: 1, 4x, MR: vs. South Carolina (11/3/18)

LONGEST RUSH: 46, vs. ULM (10/6/18)

TOTAL OFFENSE YARDS: 121, at Vanderbilt (11/17/18)

## OLE MISS BOWL HISTORY

Ole Miss has a proud tradition of bowling that dates back to 1935, including what once was a national record of consecutive bowl appearances — from 1957 to 1972. It is a high standard of excellence which present-day Ole Miss football teams continue to strive for.


Ed Walker coached the first Ole Miss bowl team, the high-scoring outfit of 1935 which outplayed, but was nipped by Catholic University, 20-19, in the 1936 Orange Bowl.

The next bowl for the Rebels was for the 1947 squad, a 12-year wait. But from there, with Coach John Howard Vaught at the Ole Miss helm, bowls came and kept coming after the Rebels following each season. Vaught took the Rebs to the ill-fated Delta Bowl in 1948, as the 1947 SEC Champions beat Texas Christian 13-9. Vaught had to wait until 1952 to go bowling again, but from that point forward, the Rebel mentor made post-season games a habit that was hard to break.

All-in-all, the Rebels participated in six Sugar Bowls, two Gators, one Cotton, two Bluebonnets, two Liberties, one Sun and one Peach during that run of 15 straight. Vaught's personal bowl record was 10-8, while Billy Kinard's 1971 Rebels, with a 9-2 record, earned a bid to play Georgia Tech in the Peach Bowl, which produced a 41-18 triumph.

Ole Miss dropped out of the bowl picture after that 1971 Peach Bowl appearance with Georgia Tech. When Billy Brewer became head coach prior to the 1983 season, the Rebels had not been bowling for 12 years. During Brewer's 11 years as head coach, Ole Miss went to five bowls, twice to the Independence, twice to the Liberty, and once to the Gator. Brewer was 3-2 as a coach in bowl games.

The Rebels returned to postseason action in 1997 for the first time since the 1992 Liberty Bowl, and for the first time under Tommy Tuberville, as Ole Miss was invited to the inaugural Ford Motor City Bowl in Pontiac, Mich., where they defeated Marshall 34-31.



The Rebels then followed with what was probably the biggest upset of the 1998 bowl season, as Ole Miss defeated heavily favored Texas Tech, 35-18, in the Sanford Independence Bowl in head coach David Cutcliffe's debut. Ole Miss went 4-1 in the five bowl games it played in under Cutcliffe as head coach, including three victories in the Independence Bowl, and one victory in the Cotton Bowl (2004).

Ole Miss returned to the Cotton Bowl in 2009 and 2010 under Houston Nutt, who led the Rebels to 47-34 and 21-7 victories, respectively.

Under first-year head coach Hugh Freeze, Ole Miss defeated Pittsburgh 38-17 in the BBVA Compass Bowl on Jan. 5, 2013, although the game was later vacated by NCAA ruling. The Rebels set a number of BBVA Compass Bowl records, including most points scored by a team (38). Ole Miss followed that with a 25-17 win over Georgia Tech in the Music City Bowl in Nashville,

Tennessee, on Dec. 30, 2013.

The Rebels made consecutive New Year's Six bowl appearances beginning with the Peach Bowl in 2014 and followed up the 2015 season with a record-setting 48-20 win over Oklahoma State in the Sugar Bowl on January 1, 2016. As a unit, the Rebels put up 554 yards of total offense, the most of any Ole Miss team in any bowl game, and also broke the previous record for points in a bowl game.

*Editor's Note: Most of this section on Ole Miss' Bowl History was compiled and written by the late Billy Gates. Gates served as Sports Information Director at Ole Miss for 35 years until his death on Nov. 5, 1976. While serving as SID at Ole Miss, he helped promote 29 Rebels to All-America status in the sport of football and was a charter member of the CoSIDA Hall of Fame.*

## OLE MISS BOWL RESULTS

WON 23, LOST 13 (.639 win pct., 2nd-best in nation)#

Date	Bowl	Opponent	Score	Coach	Date	Bowl	Opponent	Score	Coach
1-1-36	Orange	Catholic U.	19-20	Ed Walker	12-10-83	Independence	Air Force	3-9	Billy Brewer
1-1-48	Delta	TCU	13-9	John H. Vaught	12-20-86	Independence	Texas Tech	20-17	Billy Brewer
1-1-53	Sugar	Georgia Tech	7-24	John H. Vaught	12-28-89	Liberty	Air Force	42-29	Billy Brewer
1-1-55	Sugar	Navy	0-21	John H. Vaught	1-1-91	Gator	Michigan	3-35	Billy Brewer
1-2-56	Cotton	TCU	14-13	John H. Vaught	12-31-92	Liberty	Air Force	13-0	Billy Brewer
1-1-58	Sugar	Texas	39-7	John H. Vaught	12-26-97	Motor City	Marshall	34-31	Tommy Tuberville
12-27-58	Gator	Florida	7-3	John H. Vaught	12-31-98	Independence	Texas Tech	35-18	David Cutcliffe
1-1-60	Sugar	LSU	21-0	John H. Vaught	12-31-99	Independence	Oklahoma	27-25	David Cutcliffe
1-2-61	Sugar	Rice	14-6	John H. Vaught	12-28-00	Music City	West Virginia	38-49	David Cutcliffe
1-1-62	Cotton	Texas	7-12	John H. Vaught	12-27-02	Independence	Nebraska	27-23	David Cutcliffe
1-1-63	Sugar	Arkansas	17-13	John H. Vaught	1-2-04	Cotton	Oklahoma State	31-28	David Cutcliffe
1-1-64	Sugar	Alabama	7-12	John H. Vaught	1-2-09	Cotton	Texas Tech	47-34	Houston Nutt
12-19-64	Bluebonnet	Tulsa	7-14	John H. Vaught	1-2-10	Cotton	Oklahoma State	21-7	Houston Nutt
12-18-65	Liberty	Auburn	13-7	John H. Vaught	1-5-13	^BBVA Compass	Pittsburgh	38-17	Hugh Freeze
12-17-66	Bluebonnet	Texas	0-19	John H. Vaught	12-30-13	Music City	Georgia Tech	25-17	Hugh Freeze
12-30-67	Sun	Texas-El Paso	7-14	John H. Vaught	12-31-14	Peach Bowl	TCU	3-42	Hugh Freeze
12-14-68	Liberty	Virginia Tech	34-17	John H. Vaught	1-1-16	Sugar Bowl	Oklahoma State	48-20	Hugh Freeze
1-1-70	Sugar	Arkansas	27-22	John H. Vaught	^Game vacated due to NCAA ruling				
1-2-71	Gator	Auburn	28-35	John H. Vaught	#Original record: 24-13				
12-30-71	Peach	Georgia Tech	41-18	Billy Kinard					

### REBELS' BOWL SERIES RECORDS

Bowl	Gms	W	L	PF	PA
Sugar .....	9	6	3	180	125
Cotton .....	5	4	1	120	94
Independence .....	5	4	1	112	92
Liberty .....	4	4	0	102	53
Gator .....	3	1	2	38	73
Bluebonnet .....	2	0	2	7	33
Music City .....	2	1	1	63	66
Peach .....	2	1	1	43	60
Delta .....	1	1	0	13	9
Motor City .....	1	1	0	34	31
Orange .....	1	0	1	19	20
Sun .....	1	0	1	7	14
BBVA Compass ^ .....	0	0	0	38	17
<b>Totals .....</b>	<b>36</b>	<b>23</b>	<b>13</b>	<b>764</b>	<b>645</b>

^ Game vacated due to NCAA ruling

### OUTSTANDING PLAYER AWARDS

#### SUGAR BOWL

\*Ray Brown, QB, 1958  
 Bobby Franklin, QB, 1960  
 Jake Gibbs, QB, 1961  
 Glynn Griffing, QB, 1963  
 Archie Manning, QB, 1970  
 Chad Kelly, QB, 2016  
 \* Lone unanimous choice in Sugar Bowl history

#### COTTON BOWL

Eagle Day, QB, 1956 - Most Valuable Back  
 Buddy Alliston, LG, 1956 - Most Valuable Lineman  
 Eli Manning, QB, 2004 - Most Valuable Offensive Player  
 Josh Cooper, DE, 2004 - Most Valuable Defensive Player  
 Dexter McCluster, WR, 2009 - Most Valuable Offensive Player  
 Marshay Green, DB, 2009 - Most Valuable Defensive Player  
 Dexter McCluster, RB-WR, 2010 - Most Valuable Offensive Player

#### INDEPENDENCE BOWL

Andre Townsend, DT, 1983 - Most Valuable Player, Defense  
 Dwayne Nesmith, 1983 - Scholar Athlete Award  
 Mark Young, QB, 1986 - Most Valuable Player, Offense  
 Jeff Noblin, 1986 - Scholar Athlete Award  
 Kendrick Clancy, DT, 1998 - Most Valuable Player, Defense  
 Romaro Miller, QB, 1998 - Most Valuable Player, Offense  
 Tim Strickland, CB, 1999 - Most Valuable Player, Defense  
 Eli Manning, QB, 2002 - Most Valuable Player, Offense

#### LIBERTY BOWL

Charles Hinton, C, 1965 - Outstanding Offensive Lineman  
 Lee Garner, LLB, 1965 - Outstanding Defensive Lineman  
 Steve Hindman, TB, 1968 - MVP; Outstanding Offensive Back  
 Robert Bailey, M, 1968 - Outstanding Defensive Back  
 Worthy McClure, T, 1968 - Outstanding Offensive Lineman  
 Randy Baldwin, RB, 1989 - MVP; Outstanding Offensive Player  
 Jeff Carter, FS, 1989 - Outstanding Defensive Player  
 Shawn Cobb, LB, 1989 - Outstanding Student-Athlete Award  
 Russ Shows, QB, 1992 - Outstanding Offensive Player  
 Cassius Ware, LB, 1992 - MVP; Outstanding Defensive Player

#### GATOR BOWL

Bobby Franklin, QB, 1958 - Most Valuable Player, Winning Team  
 Archie Manning, QB, 1971 - Most Valuable Player, Losing Team  
 Tyrone Ashley, DB, 1991 - Most Valuable Player, Losing Team

#### BLUEBONNET BOWL

Mac McClure, LB, DE, 1996 - Outstanding Ole Miss Player

#### MUSIC CITY BOWL

Bo Wallace, QB, 2013 - Most Valuable Player

#### PEACH BOWL

Norris Weese, QB, 1971 - Most Valuable Player, Offense  
 Crowell Armstrong, LB, 1971 - Most Valuable Player, Defense

#### BBVA COMPASS BOWL

Bo Wallace, QB, 2013 - Most Valuable Player

#### MOTOR CITY BOWL

Stewart Patridge, QB, 1997 - Most Valuable Player

### BOWL WINNING PCT. (min 25 app.)

1.	USC (34-19) .....	.642
2.	<b>OLE MISS (23-13) .....</b>	<b>.639</b>
3.	Syracuse (16-9-1) .....	.635
4.	Oklahoma State (19-11) .....	.633
5.	Alabama (42-26-3) .....	.621
6.	Penn State (30-18-2) .....	.620
7.	Florida State (28-17-2) .....	.617
8.	Georgia (32-21-3) .....	.598
9.	Auburn (24-18-2) .....	.568
10.	Oklahoma (29-23-1) .....	.557

### BOWL VICTORIES

1.	Alabama .....	42
2.	USC .....	34
3.	Georgia .....	32
4.	Penn State .....	30
	Texas .....	30
6.	Oklahoma .....	29
	Tennessee .....	29
8.	Florida State .....	28
	LSU .....	28
10.	Nebraska .....	26
11.	Georgia Tech .....	25
	Clemson .....	25
	Ohio State .....	25
14.	Auburn .....	24
	Florida .....	24
16.	<b>OLE MISS .....</b>	<b>23</b>

#### Other SEC schools:

Texas A&M .....	19
Arkansas .....	15
Missouri .....	15
Mississippi State .....	13
Kentucky .....	10
South Carolina .....	9
Vanderbilt .....	4

### BOWL APPEARANCES

1.	Alabama .....	72
2.	Georgia .....	57
	Texas .....	57
4.	Oklahoma .....	54
5.	Nebraska .....	53
	Tennessee .....	53
	USC .....	53
8.	LSU .....	52
	Ohio State .....	52
10.	Penn State .....	50
11.	Michigan .....	48
12.	Florida State .....	47
	Clemson .....	47
14.	Florida .....	46
15.	Auburn .....	45
	Georgia Tech .....	45
17.	Arkansas .....	42
	Texas A&M .....	42
	Miami (Fla.) .....	42
20.	Washington .....	39
21.	BYU .....	38
	Notre Dame .....	38
	Texas Tech .....	38
	West Virginia .....	38
25.	<b>OLE MISS .....</b>	<b>37</b>

#### Other SEC schools:

Missouri .....	33
Mississippi State .....	24
South Carolina .....	23
Kentucky .....	20
Vanderbilt .....	9



## OLE MISS BOWL RECORDS

## TEAM OFFENSE RECORDS

**MOST POINTS:** 48 (vs. Oklahoma State, 2016 Sugar)  
**FEWEST POINTS:** 0 (vs. Navy, 1955 Sugar; vs. Texas, 1966 Bluebonnet)  
**MOST TOUCHDOWNS:** 6 (vs. Texas, 1958 Sugar; vs. Air Force, 1989 Liberty; vs. Texas Tech, 2009 Cotton; vs. Oklahoma State, 2016 Sugar)  
**MOST TOUCHDOWNS PASSING:** 4 (vs. Oklahoma State, 2016 Sugar)  
**MOST FIELD GOALS:** 3 (vs. West Virginia, 2000 Music City)  
**MOST PATS:** 6 (vs. Air Force, 1989 Liberty; vs. Texas Tech, 2009 Cotton; vs. Oklahoma State, 2016 Sugar)  
**MOST FIRST DOWNS:** 30 (vs. Air Force, 1989 Liberty)  
**FEWEST FIRST DOWNS:** 5 (vs. Navy, 1955 Sugar)  
**MOST FIRST DOWNS RUSHING:** 13 (vs. Texas, 1958 Sugar; vs. Air Force, 1989 Liberty)  
**FEWEST FIRST DOWNS RUSHING:** 2 (vs. Texas-El Paso, 1967 Sun; vs. TCU, 2014 Peach)  
**MOST FIRST DOWNS PASSING:** 20 (vs. Texas Tech, 1986 Independence)  
**FEWEST FIRST DOWNS PASSING:** 1 (vs. Navy, 1955 Sugar; vs. Auburn, 1965 Liberty)  
**MOST PLAYS — TOTAL OFFENSE:** 88 (vs. Texas Tech, 1986 Independence)  
**FEWEST PLAYS — TOTAL OFFENSE:** 48 (vs. Florida, 1958 Gator)  
**MOST RUSHING PLAYS:** 50 (vs. Oklahoma State, 2010 Cotton)  
**FEWEST RUSHING PLAYS:** 7 (vs. Florida, 1958 Gator)  
**MOST PASSING PLAYS:** 51 (vs. West Virginia, 2000 Music City)  
**FEWEST PASSING PLAYS:** 7 (vs. Florida, 1958 Gator)  
**MOST PASSES COMPLETED:** 31 (vs. Texas Tech, 1986 Independence)  
**FEWEST PASSES COMPLETED:** 2 (vs. Florida, 1958 Gator)  
**MOST RUSH-PASS YARDS:** 554 (vs. Oklahoma State, 2016 Sugar)  
**FEWEST RUSH-PASS YARDS:** 109 (vs. Texas-El Paso, 1967 Sun)  
**MOST YARDS RUSHING:** 304 (vs. Texas, 1958 Sugar)  
**FEWEST YARDS RUSHING:** 9 (vs. TCU, 2014 Peach)  
**MOST YARDS PASSING:** 388 (vs. West Virginia, 2000 Music City)  
**FEWEST YARDS PASSING:** 24 (vs. Auburn, 1965 Liberty)  
**MOST PASSES INTERCEPTED BY OLE MISS:** 4 (vs. Navy, 1955 Sugar; vs. Texas, 1958 Sugar; vs. Rice, 1961 Sugar; vs. Texas, 1968 Bluebonnet vs. Oklahoma State, 2010 Cotton)  
**FEWEST PASSES INTERCEPTED BY OLE MISS:** 0 (vs. Air Force, 1983 Independence; vs. Marshall, 1997 Motor City)  
**MOST PENALTIES — YARDS:** 12-93 (vs. West Virginia, 2000 Music City)  
**FEWEST PENALTIES — YARDS:** 2-10 (vs. Rice, 1961 Sugar)  
**MOST FUMBLES — LOST:** +11-6 (vs. Alabama, 1964 Sugar)  
**FEWEST FUMBLES — LOST:** 0-0 (vs. Auburn, 1965 Liberty; vs. Texas, 1966 Bluebonnet; vs. Arkansas, 1970 Sugar; vs. Marshall, 1997 Motor City; vs. Oklahoma State, 2016 Sugar)

## TEAM DEFENSE RECORDS

**MOST POINTS:** 49 (by W. Virginia, 2000 Music City)  
**FEWEST POINTS:** 0 (by LSU, 1960 Sugar; by Air Force, 1992 Liberty)  
**MOST TOUCHDOWNS:** 7 (by West Virginia, 2000 Music City)  
**FEWEST TOUCHDOWNS:** 0 (by Florida, 1958 Gator; by LSU, 1960 Sugar; by Alabama, 1964 Sugar; by Air Force, 1983 Independence; by Air Force, 1992 Liberty)  
**MOST TOUCHDOWNS RUSHING:** 3 (by Texas, 1966 Bluebonnet; by Georgia Tech, 1971 Peach; by Oklahoma State, 2004 Cotton)  
**FEWEST TOUCHDOWNS RUSHING:** 0 (by TCU, 1948 Delta; by Florida, 1958 Gator; by LSU, 1960 Sugar; by Arkansas, 1963 Sugar; by Alabama, 1964 Sugar; by Air Force, 1983 Independence; by Air Force, 1992 Liberty; by Oklahoma, 1999 Independence; by Oklahoma State, 2010 Cotton; by Pittsburgh, 2013 BBVA Compass)  
**MOST TOUCHDOWNS PASSING:** 5 (by West Virginia, 2000 Music City)

**FEWEST TOUCHDOWNS PASSING:** 0 (by TCU, 1948 Delta; by TCU, 1956 Cotton; Texas, 1958 Sugar; by Florida, 1958 Gator; LSU, 1960 Sugar; by Rice, 1961 Sugar; by Alabama, 1964 Sugar; by Auburn, 1965 Liberty; by Texas, 1966 Bluebonnet; by Virginia Tech, 1968 Liberty; by Air Force, 1983 Independence; by Texas Tech, 1986 Independence; by Air Force, 1992 Liberty; by Oklahoma State, 2016 Sugar)  
**MOST FIELD GOALS:** 4 (by Alabama, 1964 Sugar; 2 (by Arkansas, 1963 Sugar)  
**MOST PAT:** 7 (by West Virginia, 2000 Music City)  
**FEWEST PAT:** 0 (by Florida, 1958 Gator; by LSU, 1960 Sugar; by Rice, 1961 Sugar; Texas, 1962 Cotton; by Alabama, 1964 Sugar; by Georgia Tech, 1971; Peach; by Air Force, 1983 Independence; Air Force, 1992 Liberty)  
**MOST FIRST DOWNS:** 35 (by Michigan, 1991 Gator)  
**FEWEST FIRST DOWNS:** 6 (by LSU, 1960 Sugar; by Arkansas, 1963 Sugar)  
**MOST PLAYS — TOTAL OFFENSE:** 85 (by Michigan, 1991 Gator)  
**FEWEST PLAYS — TOTAL OFFENSE:** 47 (by Arkansas, 1963 Sugar)  
**MOST RUSHING PLAYS:** 63 (by Air Force, 1983 Independence)  
**FEWEST RUSHING PLAYS:** 23 (by Marshall, 1997 Motor City)  
**MOST PASSING PLAYS:** 58 (by Texas Tech, 2009 Cotton)  
**FEWEST PASSING PLAYS:** 5 (by TCU, 1956 Cotton)  
**MOST PASSES COMPLETED:** 39 (by Oklahoma, 1999 Independence)  
**FEWEST PASSES COMPLETED:** 1 (by Virginia Tech, 1968 Liberty)  
**MOST RUSH-PASS YARDS:** 715 (by Michigan, 1991 Gator)  
**FEWEST RUSH-PASS YARDS:** 74 (by LSU, 1960 Sugar)  
**MOST YARDS RUSHING:** 391 (by Michigan, 1991 Gator)  
**FEWEST YARDS RUSHING:** -15 (by LSU, 1960 Sugar)  
**MOST YARDS PASSING:** 390 (by Oklahoma, 1999 Independence)  
**FEWEST YARDS PASSING:** 2 (by Virginia Tech, 1968 Liberty)  
**MOST PASSES INTERCEPTED:** 5 (by Texas, 1962 Cotton)  
**MOST PENALTIES — YARDS:** 12 — 120 (Virginia Tech, 1968 Liberty)  
**FEWEST PENALTIES:** 1 (Navy, 1955 Sugar)  
**FEWEST YARDS PENALIZED:** 2-12 (Air Force, 1989 Liberty)  
**MOST FUMBLES — LOST:** 7-4 (by Texas, 1958 Sugar)  
**FEWEST FUMBLES — LOST:** 0-0 (by Navy, 1955 Sugar; by Arkansas, 1963 Sugar; by Tulsa, 1964 Bluebonnet; by Auburn, 1965 Liberty; by Texas-El Paso, 1967 Sun; by West Virginia, 2000 Music City; by Oklahoma State, 2004 Cotton; by Oklahoma State, 2016 Sugar)

## INDIVIDUAL OFFENSE RECORDS

## Most Plays — Total Offense

- 62 Mark Young (12 running, 50 passing), vs. Texas Tech, 1986 Independence
- 50 Eli Manning (6 running, 44 passing), vs. Nebraska, 2002 Independence
- 50 Stewart Patridge (3 running, 47 passing), vs. Marshall, 1997 Motor City
- 48 Archie Manning (13 running, 35 passing), vs. Arkansas, 1970 Sugar
- 45 Bo Wallace (13 running, 32 passing), vs. Georgia Tech, 2013 Music City
- 43 Chad Kelly (10 running, 33 passing), vs. Oklahoma State, 2016 Sugar
- 42 John Darnell (9 running, 33 passing), vs. Air Force, 1989 Liberty
- 40 Bo Wallace (8 running, 32 passing), vs. Pittsburgh, 2013 BBVA Compass
- 39 Dexter McCluster (34 running, 5 receiving), vs. Oklahoma State, 2010 Cotton
- 39 Archie Manning (11 running, 28 passing), vs. Auburn, 1971 Gator
- 39 Archie Manning (11 running, 28 passing), vs. Virginia Tech, 1968 Liberty
- 39 Glynn Griffing (16 running, 23 passing), vs. Arkansas, 1963 Sugar

- 39 Glynn Griffing (10 running, 29 passing), vs. Texas, 1962 Cotton

## Most Yards — Total Offense

- 375 Chad Kelly (73 running, 302 passing), vs. Oklahoma State, 2016 Sugar
- 342 Bo Wallace (86 running, 356 passing), vs. Georgia Tech, 2013 Music City
- 335 Stewart Patridge (3 running, 332 passing), vs. Marshall, 1997 Motor City
- 314 Mark Young (-29 running, 343 passing), vs. Texas Tech, 1986 Independence
- 312 Archie Manning (39 running, 273 passing), vs. Arkansas, 1970 Sugar
- 290 Jevan Snead (-2 running, 292 passing), vs. Texas Tech, 2009 Cotton
- 289 Eli Manning (-24 running, 313 passing), vs. Nebraska, 2002 Independence
- 275 Archie Manning (95 running, 180 passing), vs. Auburn, 1971 Gator
- 260 Eli Manning (1 running, 259 passing), vs. Oklahoma State, 2004 Cotton
- 260 John Darnell (-1 running, 261 passing), vs. Air Force, 1989 Liberty
- 257 Glynn Griffing (15 running, 242 passing), vs. Arkansas, 1963 Sugar
- 253 Romaro Miller (32 running, 221 passing), vs. W. Virginia, 2000 Music City
- 229 Dexter McCluster (184 running, 45 receiving), vs. Oklahoma State, 2010 Cotton
- 212 Romaro Miller (-4 running, 216 passing), vs. Texas Tech, 1998 Independence
- 208 Glynn Griffing (45 running, 163 passing), vs. Texas, 1962 Cotton
- 187 Romaro Miller (-15 running, 202 passing), vs. Oklahoma, 1999 Independence
- 187 Charlie Conerly (0 running, 187 passing), vs. TCU, 1948 Delta
- 181 Ray Brown (157 running, 24 passing), vs. Texas, 1958 Sugar
- 178 Bo Wallace (27 running, 151 passing), vs. Pittsburgh, 2013 BBVA Compass
- 177 Russ Shows (14 running, 163 passing), vs. Air Force, 1992 Liberty
- 167 Bobby Franklin (19 running, 148 passing), vs. LSU, 1960 Sugar
- 167 Eli Manning (0 running, 167 passing), vs. W. Virginia, 2000 Music City

## Most Yards — Rushing

- 184 Dexter McCluster (34 plays), vs. Oklahoma State, 2010 Cotton
- 177 Randy Baldwin (14 plays), vs. Air Force, 1989 Liberty
- 157 Ray Brown (15 plays), vs. Texas, 1958 Sugar
- 133 Tremaine Turner (20 plays), vs. Oklahoma State, 2004 Cotton
- 121 Deuce McAllister (17 plays), vs. Oklahoma, 1999 Independence
- 121 Steve Hindman (15 plays), vs. Virginia Tech, 1968 Liberty
- 119 Greg Ainsworth (28 plays), vs. Georgia Tech, 1971 Peach
- 111 Buford McGee (22 plays), vs. Air Force, 1983 Independence
- 110 John Avery (27 plays), vs. Marshall, 1997 Motor City
- 101 Brandon Bolden (11 plays), vs. Texas Tech, 2009 Cotton
- 99 Dexter McCluster (14 plays), vs. Texas Tech, 2009 Cotton
- 96 I'Tavius Mathers (6 plays), vs. Pittsburgh, 2013 BBVA Compass
- 95 Archie Manning (11 plays), vs. Auburn, 1971 Gator

### OLE MISS BOWL RECORDS

- 94 Bo Bowen (12 plays),  
vs. Arkansas, 1970 Sugar
- 86 Bo Wallace (13 plays),  
vs. Georgia Tech, 2013 Music City
- 79 Deuce McAllister (27 plays),  
vs. Texas Tech, 1998 Independence
- 79 Paige Cothren (12 plays),  
vs. TCU, 1956 Cotton
- 75 Mike Dennis (15 plays),  
vs. Auburn, 1965 Liberty
- 73 Chad Kelly (10 plays),  
vs. Oklahoma State, 2016 Sugar
- 73 Mike Dennis (17 plays),  
vs. Tulsa, 1964 Bluebonnet
- 72 Jimmy Heidel (16 plays),  
vs. Auburn, 1965 Liberty
- 71 Deuce McAllister (8 plays),  
vs. Marshall, 1997 Motor City

#### Most Yards — Passing

- 343 Mark Young vs. Texas Tech, 1986 Independence
- 332 Stewart Patridge vs. Marshall, 1997 Motor City
- 313 Eli Manning vs. Nebraska, 2002 Independence
- 302 Chad Kelly vs. Oklahoma State, 2016 Sugar
- 292 Jevan Snead vs. Texas Tech, 2009 Cotton
- 273 Archie Manning vs. Arkansas, 1970 Sugar
- 259 Eli Manning vs. Oklahoma State, 2004 Cotton
- 256 Bo Wallace vs. Georgia Tech, 2013 Music City
- 242 Glynn Griffing vs. Arkansas, 1963 Sugar
- 221 Romaro Miller vs. W. Virginia, 2000 Music City
- 216 Romaro Miller vs. Texas Tech, 1998 Independence
- 202 Romaro Miller vs. Oklahoma, 1999 Independence
- 187 Charlie Conerly vs. TCU, 1948 Delta
- 180 Archie Manning vs. Auburn, 1971 Gator
- 167 Jevan Snead vs. Oklahoma State, 2010 Cotton
- 167 Eli Manning vs. W. Virginia, 2000 Music City
- 163 Russ Shows vs. Air Force, 1992 Liberty
- 163 Glynn Griffing vs. Texas, 1962 Cotton
- 151 Bo Wallace vs. Pittsburgh, 2013 BBVA Compass
- 150 Russ Shows vs. Michigan, 1991 Gator
- 148 Bobby Franklin vs. LSU, 1960 Sugar
- 141 Archie Manning vs. Virginia Tech, 1968 Liberty

#### Most Passes Attempted

- 50 Mark Young vs. Texas Tech, 1986 Independence
- 47 Stewart Patridge vs. Marshall, 1997 Motor City
- 44 Eli Manning vs. Nebraska, 2002 Independence
- 35 Archie Manning vs. Arkansas, 1970 Sugar
- 33 Chad Kelly vs. Oklahoma State, 2016 Sugar
- 33 John Darnell vs. Air Force, 1989 Liberty
- 32 Bo Wallace vs. Pittsburgh, 2013 BBVA Compass
- 32 Bo Wallace vs. Georgia Tech, 2013 Music City
- 31 Eli Manning vs. Oklahoma State, 2004 Cotton
- 31 Romaro Miller vs. W. Virginia, 2000 Music City
- 29 Jevan Snead vs. Texas Tech, 2009 Cotton
- 29 Glynn Griffing vs. Texas, 1962 Cotton
- 28 Romaro Miller vs. Oklahoma, 1999 Independence
- 28 Archie Manning vs. Virginia Tech, 1968 Liberty
- 28 Charlie Conerly vs. TCU, 1948 Delta
- 27 Kelly Powell vs. Air Force, 1983 Independence
- 24 Jim Weatherly vs. Tulsa, 1964 Bluebonnet
- 23 Jevan Snead vs. Oklahoma State, 2010 Cotton
- 23 Romaro Miller vs. Texas Tech, 1998 Independence
- 23 Bruce Newell vs. Texas-El Paso, 1967 Sun
- 23 Glynn Griffing vs. Arkansas, 1963 Sugar

#### Most Passes Completed

- 31 Mark Young (31x50), vs. Texas Tech,  
1986 Independence
- 29 Stewart Patridge (29x47), vs. Marshall,  
1997 Motor City
- 25 Eli Manning (25x44), vs. Nebraska,  
2002 Independence
- 22 Bo Wallace (22x32), vs. Georgia Tech,  
2013 Music City

- 22 Bo Wallace (22x32), vs. Pittsburgh,  
2013 BBVA Compass
- 22 Eli Manning (22x31), vs. Oklahoma State,  
2004 Cotton
- 21 Chad Kelly (21x33), vs. Oklahoma State,  
2016 Sugar
- 21 Archie Manning (21x35), vs. Arkansas,  
1970 Sugar
- 19 John Darnell (19x33), vs. Air Force,  
1989 Liberty
- 19 Archie Manning (19x28), vs. Auburn,  
1971 Gator
- 18 Jevan Snead (18x29), vs. Texas Tech,  
2009 Cotton
- 18 Romaro Miller (18x28), vs. Oklahoma,  
1999 Independence
- 16 Jim Weatherly (16x24), vs. Tulsa,  
1964 Bluebonnet
- 16 Romaro Miller (16x31), vs. W. Virginia,  
2000 Music City
- 14 Romaro Miller (14x23), vs. Texas Tech,  
1998 Independence
- 14 Glynn Griffing (14x23), vs. Arkansas,  
1963 Sugar
- 13 Jevan Snead (13x23), vs. Oklahoma State,  
2010 Cotton
- 12 Russ Shows (12x20), vs. Michigan,  
1991 Gator
- 12 Archie Manning (12x28), vs. Virginia Tech,  
1968 Liberty
- 12 Bruce Newell (12x23), vs. Texas-El Paso,  
1967 Sun
- 12 Glynn Griffing (12x29), vs. Texas,  
1962 Cotton
- 12 Charlie Conerly (12x28), vs. TCU,  
1948 Delta
- 12 Eli Manning (12x20), vs. W. Virginia,  
2000 Music City

#### Most Passes Caught

- 9 Jim Poole (111 yards), vs. Auburn, 1971 Gator
- 9 Mike Dennis (114 yards), vs. Tulsa, 1964 Bluebonnet
- 8 Chris Collins (75 yards), vs. Oklahoma State,  
2004 Cotton
- 8 J. R. Ambrose (102 yards), vs. Texas Tech,  
1986 Independence
- 7 Shay Hodge (112 yards) vs. Oklahoma State,  
2010 Cotton
- 7 Cory Peterson (66 yards), vs. Marshall,  
1997 Motor City
- 7 Floyd Franks (78 yards), vs. Auburn, 1971 Gator
- 7 Jim Poole (72 yards), vs. Arkansas, 1970 Sugar
- 6 Evan Engram (96 yards), vs. Oklahoma State,  
2016 Sugar
- 6 Laquon Treadwell (71 yards), vs. Oklahoma State,  
2016 Sugar
- 6 Donte Moncrief (113 yards), vs. Georgia Tech,  
2013 Music City
- 6 Ja-Mes Logan (36 yards), vs. Pittsburgh,  
2013 BBVA Compass
- 6 Donte Moncrief (31 yards), vs. Pittsburgh,  
2013 BBVA Compass
- 6 Dexter McCluster (83 yards) vs. Texas Tech,  
2009 Cotton
- 6 Rufus French (37 yards), vs. Marshall,  
1997 Motor City
- 6 Tim Moffett (96 yards), vs. Air Force,  
1983 Independence
- 6 Hank Shows (70 yards), vs. Virginia Tech,  
1968 Liberty
- 6 Billy Kinard (83 yards), vs. TCU, 1956 Cotton
- 6 Chris Collins (58 yards), vs. Nebraska,  
2002 Independence
- 6 Bill Flowers (76 yards), vs. Nebraska,  
2002 Independence

#### Scoring Leaders

- 18 Laquon Treadwell, vs. Oklahoma State  
2016 Sugar (3 TD)
- 18 Deuce McAllister, vs. Texas Tech,  
1998 Independence (3 TD)
- 12 Gary Wunderlich, vs. Oklahoma State,  
2016 Sugar (2 FG, 6x6 EP)
- 12 Bo Wallace, vs. Georgia Tech  
2013 Music City (2 TD)
- 12 Dexter McCluster vs. Oklahoma State,  
2010 Cotton (2 TD)
- 12 Gerald Harris, vs. Texas Tech,  
2009 Cotton (2 TD)
- 12 Toward Sanford, vs. Nebraska,  
2002 Independence (2 TD)
- 12 Deuce McAllister, vs. Oklahoma,  
1999 Independence (2 TD)
- 12 Randy Baldwin, vs. Air Force,  
1989 Liberty (2 TD)
- 12 Jim Porter, vs. Georgia Tech,  
1971 Peach (2 TD)
- 12 Jake Gibbs, vs. Rice,  
1961 Sugar (2 TD)
- 12 Ray Brown, vs. Texas,  
1958 Sugar (2 TD)
- 12 Les Binkley, vs. W. Virginia,  
2000 Music City (3 FG, 3x3 EP)
- 11 Cloyce Hinton, vs. Georgia Tech,  
1971 Peach (2 FG, 5x5 EP)

#### Most Scoring Passes

- 4 +Chad Kelly vs. Oklahoma State, 2016 Sugar
- 3 Bo Wallace vs. Pittsburgh, 2013 BBVA Compass
- 3 Jevan Snead, vs. Texas Tech, 2009 Cotton
- 3 Eli Manning, vs. Oklahoma State, 2004 Cotton
- 3 Eli Manning, vs. W. Virginia, 2000 Music City
- 3 Romaro Miller, vs. Texas Tech, 1998 Independence
- 3 Stewart Patridge, vs. Marshall, 1997 Motor City
- 2 Romaro Miller, vs. Oklahoma, 1999 Independence
- 2 Archie Manning, vs. Virginia Tech, 1968 Liberty
- 2 Bobby Franklin, vs. LSU, 1960 Sugar
- 2 Charlie Conerly, vs. TCU, 1948 Delta

#### Most Passes Intercepted By

- 3 Bo Wallace vs. TCU, 2014 Peach
- 3 Jevan Snead vs. Oklahoma State, 2010 Cotton
- 3 Tommy Luke, vs. Texas, 1966 Bluebonnet
- 3 Ray Brown, vs. Texas, 1958 Sugar

#### Punting Leaders

- 48.2 Tyler Campbell (4 punts), vs. Oklahoma State,  
2010 Cotton
- 47.5 Gary Wunderlich (2 punts), vs. Oklahoma State,  
2016 Sugar
- 47.3 Larry Northam (6 punts), vs. Auburn,  
1971 Gator
- 45.5 Bill Smith (6 punts), vs. Texas Tech,  
1986 Independence
- 44.0 Will Gleeson (2 punts), vs. Oklahoma State  
2016 Sugar
- 44.0 Frank Lambert (4 punts), vs. Alabama,  
1964 Sugar
- 43.8 Cody Ridgeway (8 punts), vs. Nebraska,  
2002 Independence
- 43.6 Bill Smith (5 punts), vs. Air Force,  
1983 Independence
- 43.1 Will Gleeson (8 punts), vs. TCU  
2014 Peach
- 42.7 Eagle Day (6 punts), vs. TCU,  
1956 Cotton
- 42.4 Tyler Campbell (5 punts), vs. Georgia Tech  
2013 Music City

+ Sugar Bowl Record

## BOWL RECORDS HELD BY OLE MISS

## BIRMINGHAM BOWL

Longest run from scrimmage: 62, I'Tavius Mathers  
(Ole Miss vs. Pittsburgh, 2013)

Longest TD run from scrimmage: 62, I'Tavius Mathers  
(Ole Miss vs. Pittsburgh, 2013)

## BLUEBONNET BOWL

Most passes had intercepted, one team: 4  
(Ole Miss vs. Texas, 1966)

Most interception return yards, two teams: 94  
(Texas-54, Ole Miss-40, 1966)

Most passes intercepted, two teams: 8  
(Texas-4, Ole Miss-4, 1966)

Fewest punt return yards, two teams: 0  
(Texas vs. Ole Miss, 1966)

Fewest punt returns, two teams: 0  
(Texas vs. Ole Miss, 1966)

Fewest fumbles, one team: 0 (Texas vs. Ole Miss, 1966)

Fewest fumbles lost, two teams: 0 (Tulsa vs. Ole Miss, 1964)

Fewest points, one team: 0 (Texas vs. Ole Miss, 1966)

Fewest TD one team: 0 (Texas vs. Ole Miss, 1966)

Fewest conversions, one team: 0 (Texas vs. Ole Miss, 1966)

Most pass interceptions: 3, Tommy Luke  
(Texas vs. Ole Miss, 1966)

## COTTON BOWL

Best interception percentage: 40%, picked off  
2-of-5 passes (TCU vs. Ole Miss, 1956)

Most touchdowns passing in first half: 3, Jevan Snead  
(Ole Miss vs. Texas Tech, 2009)\*

Most rushing attempts: 34, Dexter McCluster  
(Ole Miss vs. Oklahoma State, 2010)

Most offensive plays: 39, Dexter McCluster  
(Ole Miss vs. Oklahoma State, 2010)

Most punt return yards: 106, Marshay Green  
(Ole Miss vs. Oklahoma State, 2010)

Highest punt return average: 28.5, Marshay Green  
(Ole Miss vs. Oklahoma State, 2010)

Most passing yards, career: 460, Jevan Snead  
(Ole Miss vs. Texas Tech, 2009; Oklahoma State, 2010)

Most PATs, career: 9, Joshua Shene  
(Ole Miss vs. Texas Tech, 2009; Oklahoma State, 2010)

Most offensive plays, career: 59, Dexter McCluster  
(Ole Miss vs. Texas Tech, 2009; Oklahoma State, 2010)

## INDEPENDENCE BOWL

Most yards passing, two teams: 592  
(Ole Miss vs. Oklahoma, 1999)

Most passes attempted, two teams: 90  
(Ole Miss vs. Texas Tech, 1986)

Most passes completed, two teams: 57  
(Ole Miss vs. Oklahoma, 1999)

Most touchdown passes, team: 3  
(Ole Miss vs. Texas Tech, 1998)\*

Most touchdown passes, individual: 3, Romaro Miller  
(Ole Miss vs. Texas Tech, 1998)\*

Most first downs passing: 20 (Ole Miss vs. Texas Tech, 1986)

Most passes intercepted, individual: 2, Anthony Magee  
(Ole Miss vs. Texas Tech, 1998)\*

Longest run from scrimmage: 80, Deuce McAllister  
(Ole Miss vs. Oklahoma, 1999)

Longest TD run from scrimmage: 80, Deuce McAllister  
(Ole Miss vs. Oklahoma, 1999)

## LIBERTY BOWL

Most first downs: 30 [13 rushing, 17 passing]  
(Ole Miss vs. Air Force, 1989)

Most touchdowns, game: 6, (Ole Miss vs. Air Force, 1989)

Least first downs passing: 0 (Auburn vs. Ole Miss, 1965;  
Virginia Tech vs. Ole Miss, 1968)

Least times fumbled: 0 (Auburn vs. Ole Miss, 1965)\*

Fumbles lost: 0 (Auburn vs. Ole Miss, 1965)\*

## MOTOR CITY BOWL

Fewest passes intercepted: 0 (Ole Miss vs. Marshall, 1997)\*

Fewest fumbles: 0 (Ole Miss vs. Marshall, 1997)\*

Fewest fumbles lost: 0 (Ole Miss vs. Marshall, 1997)\*

Most punts returned, team: 5 (Ole Miss vs. Marshall, 1997)\*

## MUSIC CITY BOWL

Most yards passing: 388 (Ole Miss vs. West Virginia, 2000)

Most points allowed: 49 (Ole Miss vs. West Virginia, 2000)

Most penalties: 12 (Ole Miss vs. West Virginia, 2000)\*

## ORANGE BOWL

Fewest passing attempts: 3 (Catholic vs. Ole Miss, 1936)\*

## SUGAR BOWL

Most points in first half: 34  
(Ole Miss vs. Oklahoma State, 2016)\*

Most TD passes: 4, Chad Kelly  
(Ole Miss vs. Oklahoma State, 2016)\*

Most TD receptions: 3, Laquon Treadwell  
(Ole Miss vs. Oklahoma State, 2016)\*

Most fumbles, two teams: 17 (Alabama-6, Ole Miss-11, 1964)

Most fumbles, team: 11 (Ole Miss vs. Alabama, 1964)

Most fumbles lost: 6 (Alabama vs. Ole Miss, 1964)

Longest run from scrimmage: 92, Raymond Brown  
(Ole Miss vs. Texas, 1958)

Longest TD run from scrimmage: 92, Raymond Brown  
(Ole Miss vs. Texas, 1958)

## PEACH BOWL

Most points scored in one quarter: 28, second quarter  
(Georgia Tech vs. Ole Miss, 1971)\*

\*— *Ties record*







### 1936 ORANGE BOWL

Catholic University 20  
Ole Miss 19



Ray Hapes

In its inaugural bowl game, Ole Miss fell 20-19 to an opportunistic Catholic University squad from Washington, D.C., which at the time ranked as an Eastern power.

The Rebels held a 15-7 advantage in first downs and out-gained the Cardinal 265-172. However, Ole Miss was unable to overcome deficits of 13-0 and 19-7.

Catholic took a 7-0 lead after converting one of four Ole Miss

picks on the day into a 51-yard scoring drive, capped by Bill Adamaitis' two-yard touchdown run.

The Cardinal increased its lead to 13-0 in the second quarter when Adamaitis connected with Speck Foley on a 48-yard touchdown pass.

Ole Miss would pull to within seven at 13-6 before halftime when Ned Peters ran 67 yards for a score.

The Rebels would hold Catholic without a first down in the second half; however, the Cardinal went up 20-7 by scoring a touchdown off a blocked punt.

Ole Miss would get two fourth-quarter scores for the 20-19 final. Dave Bernard scored on a one-yard run to make it 20-12 after the PAT attempt failed, and Herb Baumstein found Buster Poole for a 24-yard touchdown pass.

OLE MISS	0	6	0	13	—	19
CATHOLIC	7	6	7	0	—	20

#### SCORING

- CU — Adamaitis 2 run (Mulligan PAT)
- CU — Foley 48 pass from Adamaitis (PAT missed)
- OM — Peters 67 run (PAT missed)
- CU — Rydzewski blocked punt (Makofskie PAT)
- OM — Bernard 1 run (PAT missed)
- OM — Poole 24 pass from Baumsten (Richardson PAT)

ATTENDANCE — 6,568

#### TEAM STATISTICS

	OM	CU
First Downs	15	7
Rushing (Net)	212	124
Passing (Net)	53	48
Total Offense	265	172
Passing C-A-I	3-12-4	1-3-2
Punts-Avg.	11-38	13-41
Fumbles-Lost	3-2	1-1
Penalties-Yards	10	30


#### INDIVIDUAL LEADERS

- Rushing
  - OM — Peters 11-89; Rogers 16-50; Hapes 9-46
  - CU — Makofe 12-46; Carroll 12-45
- Passing
  - OM — Baumsten 3-12-4 53 (TD)
  - CU — Adamaistis 1-3-2 48 (TD)
- Receiving
  - OM — Poole 1-24 (TD)
  - CU — Foley 1-48 (TD)



### 1948 DELTA BOWL

Ole Miss 13  
TCU 9



Dixie Howell

Ole Miss recorded its first bowl victory with a 13-9 win over TCU in front of 28,120 at Memphis' Crump Stadium in the 1948 Delta Bowl.

Charlie Conerly passed for two fourth-quarter scores to rally the Rebels from a 9-0 deficit in his final game in an Ole Miss uniform.

Conerly's first touchdown pass was a 26-yarder to Joe Johnson to cut the Horned Frog's lead to 9-6.

After a Bobby Wilson interception, Conerly hit Johnson for 52 yards to the TCU 13. Conerly then found Dixie Howell from 13 yards for a touchdown. Bobby Oswalt, who missed on his earlier PAT attempt, was accurate his second time around to make it 13-9.

Red Buchanan then sealed the win with an interception at midfield to snuff out any TCU comeback attempt.

OLE MISS	0	0	0	13	—	13
TCU	0	9	0	0	—	9

#### SCORING

- TCU — Berry 28 interception return (Pitcock PAT)
- TCU — Blocked punt out of end zone
- OM — Johnson 26 pass from Conerly (PAT missed)
- OM — Howell 13 pass from Conerly (Oswalt PAT)

ATTENDANCE — 28,120

#### TEAM STATISTICS

	OM	TCU
First Downs	16	16
Rushing (Net)	111	135
Passing (Net)	187	54
Total offense	298	189
Passing C-A-I	12-30-2	6-11-2
Punts-Avg.	4-32.8	5-42.6
Fumbles-Lost	1-1	4-2
Penalties-Yards	8-40	4-40


#### INDIVIDUAL LEADERS

- Rushing
  - OM — Salmon 5-42; Jenkins 6-25
  - TCU — Stout 14-69
- Passing
  - OM — Conerly 12-28-1 (2 TD); Wilson 0-2-1
  - TCU — Berry 3-5-1 32; Stout 2-4-0 16
- Receiving
  - OM — Johnson 3-79 (TD)
  - TCU — Bailey 3-22



### 1953 SUGAR BOWL

Georgia Tech 24  
Ole Miss 7



Jimmy Lear

In its first of eight Sugar Bowl appearances, seventh-ranked Ole Miss dropped a 24-7 decision to No. 2 Georgia Tech.

The Rebels, who brought an 8-0-2 mark into the contest, struck early. Wissy Dillard's four-yard touchdown run and Jimmy Lear's PAT gave Ole Miss a 7-0 lead 3:45 into the game.

The Engineers would provide all the scoring the rest of the day.

Georgia Tech got a touchdown and a field goal to take a 10-7 lead into intermission and then added a pair of touchdowns in the second half.

Georgia Tech would finish the year 12-0, and through the Sugar Bowl, had not been beaten in 25 starts.

Statistically, the game was even. Georgia Tech held a slight 16-15 advantage in first downs and a 295-287 edge in total offense. However, the Rebels were plagued by six turnovers.

OLE MISS	7	0	0	0	—	7
GEORGIA TECH	0	10	7	7	—	24

#### SCORING

- OM — Dillard 4 run (Lear PAT)
- GT — Brigman 1 run (Rodgers PAT)
- GT — Rodgers 25 FG
- GT — Hardeman 6 run (Rodgers PAT)
- GT — Knox 26 pass from Rodgers (Rodgers PAT)

ATTENDANCE — 80,205

#### TEAM STATISTICS

	OM	GT
First Downs	15	16
Rushing (Net)	137	194
Passing (Net)	150	101
Total offense	287	295
Passing C-A-I	11-23-3	10-18-1
Punts-Avg.	7-35.4	6-41.8
Fumbles-Lost	5-3	5-2
Penalties	6-60	5-42

#### INDIVIDUAL LEADERS

- Rushing
  - OM — Dillard 17-39 (TD); Westerman 7-36; Lofton 11-24
  - GT — Hardeman 14-76 (TD); Turner 20-56; Teas 11-47
- Passing
  - OM — Lear 8-19-3 122
  - GT — Brigman 5-7-1 39; Rodgers 4-9-0 55 (TD)
- Receiving
  - OM — Dillard 2-16; Westerman 2-23; Bridges 2-25; Slay 1-45
  - GT — Hardeman 2-24; Marks 2-14; Teas 2-12





## 1955 SUGAR BOWL

Navy 21  
Ole Miss 0



George Harris

Navy shutdown an explosive Ole Miss offense en route to posting a 21-0 victory over the SEC Champion Rebels in front of 83,000 at the 1955 Sugar Bowl.

Ole Miss entered the game having outscored its opponents 283-47. However, the Midshipmen would outgain the Rebels 442-121, including holding a 295-78 advantage on the ground.

Navy took the opening kickoff and marched 70 yards for a three-yard touchdown run by Joe Gattuso to take a 7-0 lead. The Midshipmen would carry the seven-point lead into halftime.

Navy would also score on its first possession of the second half, taking the kickoff and marching 86 yards. John Weaver's 16-yard touchdown pass from George Welsh capped the 11-play drive and extended the lead to 14-0.

Gattuso would complete the scoring with his second touchdown, a one-yard run in the third quarter.

OLE MISS	0	0	0	0	—	0
NAVY	7	0	14	0	—	21

### SCORING

N —	Gattuso 3 run (Weaver PAT)
N —	Weaver 16 pass from Welsh (Weaver PAT)
N —	Gattuso 1 run (Weaver PAT)

ATTENDANCE — 83,000

### TEAM STATISTICS

	OM	N
First Downs	5	20
Rushing (Net)	78	295
Passing (Net)	43	147
Total Offense	121	442
Passing C-A-I	5-18-0	12-28-4
Punts-Avg.	9-36.1	4-33.8
Fumbles-Lost	2-1	1-0
Penalties-Yards	6-50	1-15


### INDIVIDUAL LEADERS

Rushing	
OM —	Cothren 7-24
N —	Gattuso 16-111 (2 TD); Weaver 16-106.
Passing	
OM —	Day 2-9-0 16; Patton 3-6-0 27
N —	Welsh 8-14 76 (TD); Echard 3-10-2 40
Receiving	
OM —	Muirhead 2-16
N —	Weaver 3-39 (TD); Beagle 3-19



## 1956 COTTON BOWL

Ole Miss 14  
TCU 13



Eagle Day

Quarterback Eagle Day led Ole Miss to its first major bowl win with a 14-13 victory over TCU in the 1956 Cotton Bowl.

Jim Swink staked the Horned Frogs to a 13-0 lead with touchdown runs of one and 39 yards.

Day got the Rebels going with a four-play, 66-yard scoring drive that resulted in Paige Cothren's three-yard TD run to make it 13-7 at halftime.

After a scoreless third quarter, Day would engineer another 66-yard scoring match. A 13-yard pass from Day to Cothren on fourth down moved the ball to the Horned Frog 32. Two plays later, Day sprinted 25 yards to the five. Billy Lott then broke around right end for a five-yard touchdown and Cothren's PAT gave the Rebels a 14-13 lead with 4:22 remaining.

Eddie Crawford thwarted any comeback attempt by TCU with an interception. Day would then manage to run out the clock to secure the victory for Ole Miss.

OLE MISS	0	7	0	7	—	14
TCU	7	6	0	0	—	13

### SCORING

TCU —	Swink 1 run (Pollard PAT)
TCU —	Swink 39 run (PAT missed)
OM —	Cothren 3 run (Cothren PAT)
OM —	Lott 5 run (Cothren PAT)

ATTENDANCE — 75,504

### TEAM STATISTICS

	OM	TCU
First Downs	12	11
Rushing (Net)	92	233
Passing (Net)	137	20
Total Offense	229	253
Passing C-A-I	10-21-0	2-5-2
Punts-Avg.	6-42.7	5-28.8
Fumbles-Lost	1-1	2-1
Penalties-Yards	6-80	8-80

### INDIVIDUAL LEADERS

Rushing	
OM —	Cothren 12-79 (TD)
TCU —	Swink 19-107 (2 TD); Taylor 10-76
Passing	
OM —	Day 10-21-0 137
TCU —	Finney 1-3-2 7; Wineburg 1-1-0 7
Receiving	
OM —	Kinard 6-83; Blair 7-28; Cothren 2-19; Bekes 1-7
TCU —	Williams 1-13; Nickel 1-7



## 1958 SUGAR BOWL

Ole Miss 39  
Texas 7



Ray Brown

John Vaught's Ole Miss squad captured its first Sugar Bowl Championship in three attempts by trouncing the Texas Longhorns of the Southwest Conference, 39-7 in front of 77,484 on New Year's Day in New Orleans.

All-SEC quarterback Ray Brown rushed for 157 yards and two scores, including a 92-yarder in the fourth quarter, to earn the game's Outstanding Player Award.

Sophomore quarterback Bobby Ray Franklin added 64 yards rushing in nine carries and a touchdown, as the Rebels rushed for a total of 304 yards.

Ole Miss limited Texas to 206 yards of total offense and forced eight turnovers in the win.

OLE MISS	6	13	7	13	—	39
TEXAS	0	0	0	7	—	7

### SCORING

OM —	Brown 1 run (PAT missed)
OM —	Williams 3 pass from Brown (Khayat PAT)
OM —	Lovell 9 run (Khayat PAT)
OM —	Franklin 3 run (Khayat PAT)
UT —	Blanch 1 run (Lackey PAT)
OM —	Brown 92 run (Khayat PAT)
OM —	Taylor 12 pass from Brewer (PAT missed)

ATTENDANCE — 77,484

### TEAM STATISTICS

	OM	UT
First Downs	18	13
Rushing (Net)	304	192
Passing (Net)	71	14
Total Offense	375	206
Passing C-A-I	7-16-0	2-11-4
Punts-Avg.	7-34.7	5-38.2
Fumbles-Lost	5-2	7-4
Penalties-Yards	9-95	6-30


### INDIVIDUAL LEADERS

Rushing	
OM —	Brown 15-157 (2 TD); Franklin 9-64 (TD)
UT —	Blanch 11-58 (TD); Allen 8-43; Fondren 8-39; Welch 4-36
Passing	
OM —	Brown 3-8-0 24 (TD); Franklin 2-6-0 22; Brewer 2-2-0 25 (TD)
UT —	Lackey 2-5-2 14
Receiving	
OM —	Williams 2-15 (1 TD); Taylor 2-20 (TD)
UT —	Ramirez 1-3; Smith 1-11



### 1958 GATOR BOWL

Ole Miss 7  
Florida 3



Richard Price

Jim Anderson's one-yard touchdown run in the first quarter proved to be enough as Ole Miss knocked off Florida 7-3 on an overcast day in the 1958 Gator Bowl.

The Rebels took the game's opening kickoff and marched 70 yards for the game's only touchdown.

Florida would take the ensuing kickoff and score on Billy Booker's 27-yard field goal to make it 7-3

with 7:44 left in the first quarter. Neither team would score the rest of the game.

The Gators had two opportunities to take the lead in the fourth quarter.

A surprise quick kick by Florida's Bobby Joe Green traveled 76 yards to just outside the Rebel 10 to start the final period. Milton Crain, looking for someone to block, stumbled over the ball, and Dave Hudson covered for the Gators. Florida would move to the two, but Richard Price stuffed a fourth-and-goal attempt for the Gators.

After a short punt, the Gators took over at the Rebel 26 and advanced to the 15 before Bill Churchwell forced and recovered a fumble.

The two teams would then exchange punts, however, Jimmy Dunn bobbled a Rebel punt at the Florida 48 and Ole Miss recovered. The Rebels then ran out the final 3:10 of the game.

OLE MISS	7	0	0	0	—	7
FLORIDA	3	0	0	0	—	3

#### SCORING

OM — Anderson 1 run (Khayat PAT)  
UF — Booker 27 FG

ATTENDANCE — 41,312

#### TEAM STATISTICS

	OM	UF
First Downs	9	12
Rushing (Net)	155	157
Passing (Net)	27	58
Total Offense	182	215
Passing C-A-I	2-7-0	5-11-1
Punts-Avg.	10-34.4	7-44.1
Fumbles-Lost	5-2	5-3
Penalties-Yards	2-10	3-25

#### INDIVIDUAL LEADERS

Rushing  
OM — Anderson 9-62 (TD); Lovelace 7-28  
UF — Newbern 5-59; Milby 10-35  
Passing  
OM — Franklin 2-7-0 27  
UF — Dunn 5-11-1 58  
Receiving  
OM — Grantham 1-15; Daniels 1-12  
UF — Hudson 3-32



### 1960 SUGAR BOWL

Ole Miss 21  
LSU 0



Bobby Franklin

A little over two months after Billy Cannon's famous 89-yard punt return on Halloween night lifted LSU to a 7-3 win over Ole Miss in Baton Rouge, the second-ranked Rebels and third-ranked Tigers were rematched in the 1960 Sugar Bowl.

This time, Ole Miss made sure there would be no heroics from Cannon. The Rebel defense limited the 1959 Heisman Trophy winner to

eight yards on six carries. The Tigers managed just 74 yards total on the night and were a -15 in the rushing department.

Ole Miss, led by Bobby Franklin's two touchdown passes, totaled 363 yards of offense and rolled to a 21-0 victory.

Franklin finished 10-of-15 passing for 148 yards and had touchdown passes of 18 yards to Larry Grantham and nine yards to George Blair in the second half. He would garner the game's Outstanding Player honor.

Ole Miss would finish the year 10-1 and was recognized as national champions by the Berryman, Billingsley, Dunkel and Sagarin ratings.

The 1959 squad would also go on to earn "Team of the Decade" honors within the SEC by the Associated Press.

OLE MISS	0	7	7	7	—	21
LSU	0	0	0	0	—	0

#### SCORING

OM — Woodruff 43 pass from Gibbs (Franklin PAT)  
OM — Grantham 18 pass from Franklin (Khayat PAT)  
OM — Blair 9 pass from Franklin (Khayat PAT)

ATTENDANCE — 81,500

#### TEAM STATISTICS

	OM	LSU
First Downs	19	6
Rushing (Net)	140	-15
Passing (Net)	223	89
Total Offense	363	74
Passing C-A-I	15-27-2	9-25-2
Punts-Avg.	6-37.5	12-34.3
Fumbles-Lost	4-2	2-0
Penalties-Yards	7-65	4-30

#### INDIVIDUAL LEADERS

Rushing  
OM — Flowers 19-60; Blair 8-26  
LSU — Cannon 6-8  
Passing  
OM — Franklin 10-15-1 148 (2 TD); Gibbs 4-10-1 65 (TD)  
LSU — Rabb 4-15-0 36  
Receiving  
OM — Flowers 4-64  
LSU — Cannon 3-39; McClain 3-31



### 1961 SUGAR BOWL

Ole Miss 14  
Rice 6



Jim Anderson

Ole Miss completed its 1960 National Championship season with a 14-6 win over Rice in the 1961 Sugar Bowl. With the win, the Rebels finished the year 10-0-1, with the only blemish coming in the fashion of a 6-6 tie with LSU in October.

Jake Gibbs scored both of Ole Miss' touchdowns with runs of eight and three yards. Gibbs' eight-yard scamper gave the Rebels a 7-0 lead

in the first quarter.

The Owls used an 18-play, 77-yard scoring drive to make it 7-6 in the third. Butch Blaine completed the march with a two-yard run around the right end on fourth down. However, the PAT attempt failed, leaving the Rebels clinging to a one-point lead.

Ole Miss iced the game in the fourth quarter behind the running of Jim Anderson. Anderson's running helped set up Gibbs' three-yard score with 5:16 left.

Anderson finished the game with 59 yards rushing on 15 carries.

Following the game, Ole Miss was awarded the national title by the Football Writer's Association, and became the first SEC team to win the Grantland Rice Award.

OLE MISS	7	0	0	7	—	14
RICE	0	0	6	0	—	6

#### SCORING

OM — Gibbs 8 run (Green PAT)  
RU — Blume 2 run (PAT missed)  
OM — Gibbs 3 run (Green PAT)

ATTENDANCE — 82,851

#### TEAM STATISTICS

	OM	RU
First Downs	13	19
Rushing (Net)	143	103
Passing (Net)	43	178
Total Offense	186	281
Passing C-A-I	5-15-0	14-28-4
Punts-Avg.	5-41.6	3-34.0
Fumbles-Lost	1-1	2-0
Penalties-Yards	2-10	6-30

#### INDIVIDUAL LEADERS

Rushing  
OM — Anderson 15-59; Doty 4-25; Crespino 2-25  
RU — Blume 7-54 (TD)  
Passing  
OM — Gibbs 5-15-0 43  
RU — Cox 11-20-1 143; Kerbow 3-7-2 35  
Receiving  
OM — Blair 2-18; Crespino 2-21  
RU — Webb 3-31



## 1962 COTTON BOWL

Texas 12  
Ole Miss 7

Playing without All-America fullback Billy Ray Adams, Ole Miss became a 12-7 upset victim to Texas in the 1962 Cotton Bowl.

Adams was injured in a car accident two days after the Rebels' 37-7 win over Mississippi State in November, after returning from Jackson to attend a touchdown club meeting.

Ole Miss came into the contest sporting a 9-1 record and having outscored its opponents 326-40. However, without Adams, the Longhorns made sure the Rebels didn't do damage through the air with All-America quarterback Glynn Griffing.

The Rebels held a 319-183

Reed Davis advantage in total offense, but couldn't overcome six turnovers, including five interceptions.

Griffing was 12-of-29 for 163 yards with three interceptions and a touchdown. Doug Elmore was intercepted twice in eight pass attempts.

Ole Miss' only points of the day came in the third quarter when Reed Davis scored on a 20-yard touchdown pass from Griffing to make it 12-7.

OLE MISS	0	0	7	0	—	7
TEXAS	6	6	0	0	—	12

### SCORING

UT — Saxton 1 run (PAT missed)  
UT — Collins 16 pass from Cotton (PAT missed)  
OM — Davis 20 pass from Griffing (Sullivan PAT)

ATTENDANCE — 75,000

### TEAM STATISTICS

	OM	UT
First Downs	17	12
Rushing (Net)	127	123
Passing (Net)	192	60
Total Offense	319	183
Passing C-A-I	15-37-5	6-13-3
Punts-Avg.	4-32.5	5-40.2
Fumbles-Lost	1-1	2-1
Penalties-Yards	4-30	3-35


### INDIVIDUAL LEADERS

Rushing  
OM — Griffing 10-45; Doty 5-29  
UT — Poag 11-54; Cotton 11-25  
Passing  
OM — Griffing 12-29-3 163 (TD); Elmore 3-8-2 29  
UT — Cotton 6-13-3 60 (TD)  
Receiving  
OM — Guy 4-43; Doty 4-41; Holloway 3-30  
UT — Saxton 3-18; Collins 2-30 (TD)



## 1963 SUGAR BOWL

Ole Miss 17  
Arkansas 13



Louis Guy

Ole Miss completed a perfect 10-0 season with a 17-13 victory over Arkansas in the 1963 Sugar Bowl.

Quarterback Glynn Griffing was a near unanimous selection for the game's Most Valuable Player Award. He connected on 14-of-23 passes for 242 yards with one touchdown and one interception to break Davey O'Brien's 24-year-old Sugar Bowl passing yards record.

As effective as Griffing was through the air, it was his one-yard touchdown run in the third quarter that broke a 10-10 tie and put the Rebels up for good.

The Razorbacks could only answer with a 22-yard field goal from Tom McNelly with 1:33 left in the third quarter.

Griffing's 33-yard touchdown pass to Louis Guy gave Ole Miss a 10-3 lead heading into the intermission.

OLE MISS	0	10	7	0	—	17
ARKANSAS	0	3	10	0	—	13

### SCORING

OM — Irwin 30 FG  
UA — McNelly 30 FG  
OM — Guy 33 pass from Griffing (Irwin PAT)  
UA — Branch 5 pass from Moore (McNelly PAT)  
OM — Griffing 1 run (Irwin PAT)  
UA — McNelly 22 FG

ATTENDANCE — 82,900

### TEAM STATISTICS

	OM	UA
First Downs	22	7
Rushing (Net)	160	47
Passing (Net)	269	123
Total Offense	429	170
Passing C-A-I	18-28-1	6-18-2
Punts-Avg.	2-36.0	4-38.3
Fumbles-Lost	2-1	2-0
Penalties-Yards	4-40	2-13

### INDIVIDUAL LEADERS

Rushing  
OM — Jennings 9-39; Weatherly 9-36  
UA — Branch 7-21  
Passing  
OM — Griffing 14-23-1 242 (TD); Weatherly 4-5-0 27  
UA — Moore 5-10-0 55 (TD); Gray 1-8-2 68  
Receiving  
OM — Morris 5-62; Guy 5-107 (TD); Randall 3-34  
UA — Lamb 3-107; Branch 3-16 (TD)



## 1964 SUGAR BOWL

Alabama 12  
Ole Miss 7



Perry Lee Dunn

Four plus inches of snow fell on New Orleans the day before Ole Miss took the field against Alabama in the 1964 Sugar Bowl.

Under the slippery conditions, the Rebels and Crimson Tide combined for 17 fumbles, including nine lost. Unfortunately for Ole Miss, the Rebels would fumble 11 times and lose six.

Alabama would also intercept three Ole Miss passes en route to receiving four Tim Davis field goals and post a 12-7 win.

Ole Miss' lone score would come in the fourth quarter on a five-yard pass from Perry Lee Dunn to Lee Smith to provide the 12-7 final.

The Rebels ended up with a 248-194 advantage in total offense, but most of the yards came too late. The Crimson Tide held a 112-34 edge in the first half to build a 9-0 halftime lead.

OLE MISS	0	0	0	7	—	7
ALABAMA	3	6	3	0	—	12

### SCORING

UA — Davis 46 FG  
UA — Davis 31 FG  
UA — Davis 34 FG  
UA — Davis 48 FG  
OM — Smith 5 pass from Dunn (Irwin PAT)

ATTENDANCE — 80,785

### TEAM STATISTICS

	OM	UA
First Downs	9	14
Rushing (Net)	77	165
Passing (Net)	171	29
Total Offense	248	194
Passing C-A-I	11-21-31	3-11-1
Punts-Avg.	4-44.0	5-36.8
Fumbles-Lost	11-6	6-3
Penalties-Yards	5-45	3-15


### INDIVIDUAL LEADERS

Rushing  
OM — Dennis 7-37; Dunn 6-24  
UA — Sloan 16-51; Nelson 16-47  
Passing  
OM — Dunn 8-10-0 125 (TD); Weatherly 3-11-3 46  
UA — Sloan 3-10-1 29  
Receiving  
OM — Wells 4-76  
UA — Stephens 1-15; Dill 1-9; Nelson 1-5



### 1964 BLUEBONNET BOWL

Tulsa 14  
Ole Miss 7



Jim Weatherly

Tulsa quarterback Jerry Rhome passed for 252 yards and a score, and scored on a one-yard touch-down run to lead the Golden Hurricane to a 14-7 win in the 1964 Bluebonnet Bowl.

Rebel quarterback Jim Weatherly spotted Ole Miss a 7-0 lead with a one-yard scoring run in the second quarter.

Rhyme's one-yard run tied the game at 7-7 heading into the half, and capped a 72-yard, eight play march by Tulsa.

Rhyme would strike again midway through the third quarter. His 35-yard touchdown pass to Eddie Fletcher put Tulsa up 14-7 and the Golden Hurricane defense would hold the rest of the way.

Tulsa limited Ole Miss to 217 yards of total offense, while the Golden Hurricane totaled 323.

Weatherly was 16-of-24 passing, but managed just 113 yards and was intercepted twice.

Mike Dennis rushed for a game-high 73 yards on 17 carries and also caught nine passes for 114 yards.

OLE MISS	0	7	0	0	—	7
TULSA	0	7	7	0	—	14

#### SCORING

OM — Weatherly 1 run (Irwin PAT)  
TU — Rhyme 1 run (Twilley PAT)  
TU — Fletcher 35 pass from Rhyme (Twilley PAT)

ATTENDANCE — 50,000

#### TEAM STATISTICS

	OM	TU
First Downs	10	19
Rushing (Net)	104	71
Passing (Net)	113	252
Total Offense	217	323
Passing C-A-I	16-24-2	22-36-1
Punts-Avg.	8-31.1	7-31.6
Fumbles-Lost	2-0	1-0
Penalties-Yards	4-50	4-30

#### INDIVIDUAL LEADERS

Rushing  
OM — Dennis 17-73  
TU — Daugherty 6-32; Rhyme 22-29 (TD)  
Passing  
OM — Weatherly 16-24-2 113  
TU — Rhyme 22-36-1 252 (TD)  
Receiving  
OM — Dennis 9-114  
TU — Daugherty 9-80; Roberts 8-108



### 1965 LIBERTY BOWL

Ole Miss 13  
Auburn 7



Jimmy Keyes

Jimmy Keyes' two field goals helped propel Ole Miss to a 13-7 win over SEC-rival Auburn before 38,607 in the 1965 Liberty Bowl in Memphis.

Auburn drove to the Ole Miss nine with 33 seconds left in the game, but Tiger quarterback Alex Bowden was sacked on fourth down.

Keyes' first field goal, a 42-yarder in the second quarter, gave Ole Miss a 3-0 lead. The Tigers would quickly answer with a 44-yard touchdown run by fullback Tom Bryan with 6:58 left in the first half.

Ole Miss would take the lead for good in the third quarter when Doug Cunningham caught a six-yard touchdown pass from Jody Graves.

Keyes would later add a 30-yard field goal in the fourth quarter to provide the 13-7 margin.

Tailback Mike Dennis rushed for 75 yards on 15 carries for Ole Miss, and quarterback Jimmy Heidel added 72 yards on 16 attempts.

OLE MISS	0	3	7	3	—	13
AUBURN	0	7	0	0	—	7

#### SCORING

OM — Keyes 42 FG  
AU — Bryan 44 run (Lewis PAT)  
OM — Cunningham 6 pass from Graves (Keyes PAT)  
OM — Keyes 30 FG

ATTENDANCE — 38,607

#### TEAM STATISTICS

	OM	AU
First Downs	12	15
Rushing (Net)	189	156
Passing (Net)	24	112
Total Offense	213	268
Passing C-A-I	4-12-0	11-24-1
Punts-Avg.	9-34.8	8-39
Fumbles-Lost	0-0	0-0
Penalties-Yards	5-25	4-29


#### INDIVIDUAL LEADERS

Rushing  
OM — Dennis 15-75; Heidel 16-72; Wade 13-43  
AU — Bryan 19-111 (TD)  
Passing  
OM — Graves 2-10-0 15 (TD); Heidel 2-2-0 9  
AU — Bowden 11-24-1 112  
Receiving  
OM — Matthews 2-9  
AU — Hardy 4-46; Bryant 3-23



### 1966 BLUEBONNET BOWL

Texas 19  
Ole Miss 0



Bruce Newell

Ole Miss entered the 1966 Bluebonnet Bowl having recorded five shutouts and allowing only 46 points en route to an 8-2 regular season.

However, it was the defense of Texas that would shine in this match-up.

The Longhorns limited the Rebels to 208 yards of offense and posted a shutout in a 19-0 victory.

Texas had scoring drives of 89,

68 and 53 yards.

Ole Miss had only two scoring threats on the day. On the first, Jimmy Keyes' 43-yard field goal attempt was wide. Later in the third quarter, the Rebels were stopped on fourth down at the Texas eight.

Texas running back Chris Gilbert rushed for 156 yards on 26 carries, including a one-yard touchdown run to give the Longhorns a 12-0 lead in the third.

Doug Cunningham had 60 yards on 12 rushes for Ole Miss, and also caught three passes for 17 yards.

OLE MISS	0	0	0	0	—	0
TEXAS	6	0	6	7	—	19

#### SCORING

UT — Bradley 25 run (PAT missed)  
UT — Gilbert 1 run (PAT missed)  
UT — Bradley 4 run (Conway PAT)

ATTENDANCE — 67,000

#### TEAM STATISTICS

	OM	UT
First Downs	7	19
Rushing (Net)	143	285
Passing (Net)	65	95
Total Offense	208	380
Passing C-A-I	10-26-4	5-17-4
Punts-Avg.	7-28.4	3-42.0
Fumbles-Lost	0-0	3-3
Penalties-Yards	8-84	4-34

#### INDIVIDUAL LEADERS

Rushing  
OM — Cunningham 12-60; Street 6-39; Newell 8-33  
UT — Gilbert 26-156 (TD); Bradley 20-105 (2 TD)  
Passing  
OM — Newell 9-20-2 54  
UT — Bradley 4-12-2 49  
Receiving  
OM — Matthews 3-24; Cunningham 3-17  
UT — Gennusa 2-30; Baer 2-19





## 1967 SUN BOWL

Texas-El Paso 14  
Ole Miss 7



Mac McClure

The University of Texas at El Paso scored two fourth quarter touchdowns and used a stingy defense to hand Ole Miss a 14-7 loss in front of 34,685 at the Sun Bowl in El Paso, Texas.

After a scoreless first quarter, Ole Miss took a 7-0 lead on a one-yard run by quarterback Bruce Newell. After that, the Rebels could manage very little offensively.

The Miners would limit Ole Miss to just 109 yards of total offense for the game.

Still, the Rebels carried a 7-0 lead into the final 15 minutes.

UTEP, though, would get a five-yard touchdown pass from Billy Stevens to Dave Karns to tie the score at 7-7 with 14:18 remaining.

The Miners would score the game-winning touchdown with 7:52 left when Larry McHenry found the end zone from four yards out.

Stevens finished the game 13-of-26 for 155 yards with one touchdown and one interception to earn Most Valuable Player honors.

OLE MISS	0	7	0	0	—	7
UTEP	0	0	0	14	—	14

### SCORING

OM —	Newell 1 run (Brown PAT)
UTEP —	Karns 5 pass from Stevens (Waddles PAT)
UTEP —	McHenry 4 run (Waddles PAT)

ATTENDANCE — 34,685

### TEAM STATISTICS

	OM	UTEP
First Downs	6	16
Rushing (Net)	38	75
Passing (Net)	71	201
Total Offense	109	276
Passing C-A-I	12-23-1	16-35-1
Punts-Avg.	11-42.3	12-39.8
Fumbles-Lost	4-3	0-0
Penalties-Yards	5-33	9-92

### INDIVIDUAL LEADERS

Rushing	
OM —	Hindman 15-53
UTEP —	McHenry 13-73 (TD); White 17-72
Passing	
OM —	Newell 12-23-1 71
UTEP —	Stevens 13-26-1 155 (TD); Dawson 3-9-0 46
Receiving	
OM —	Matthews 4-25, Haik 3-24
UTEP —	Wallace 6-83, Karns 5-56 (TD); Jones 4-38



## 1968 LIBERTY BOWL

Ole Miss 34  
Virginia Tech 17



Steve Hindman

Ole Miss erased a 17-0 first quarter deficit to roll to a 34-17 win over Virginia Tech in the 1968 Liberty Bowl, in front of 42,206 on a bright, bitterly cold afternoon in Memphis.

Archie Manning's 24-yard touchdown pass to Hank Shows early in the second quarter put the Rebels on the board and trimmed the Hokies' lead to 17-7. Manning would later find Leon Felts for a 23-yard touchdown pass to pull Ole

Miss to within three at 17-14 heading into the break.

Steven Hindman broke a 79-yard scoring run just 21 seconds into the third quarter to give the Rebels the first lead of the day at 21-17.

Ole Miss would also get a 70-yard interception return for a touchdown by Robert Bailey and a pair of Van Brown field goals.

Hindman finished with 122 yards rushing on 15 carries and was named the game's Most Valuable Player and Outstanding Back.

OLE MISS	0	14	7	13	—	34
VIRGINIA TECH	17	0	0	0	—	17

### SCORING

VT —	Edwards 58 run (Simcsak PAT)
VT —	Smoot 7 run (Simcsak PAT)
VT —	Simcsak 29 FG
OM —	Shows 24 pass from Manning (Brown PAT)
OM —	Felts 23 pass from Manning (Brown PAT)
OM —	Hindman 79 run (Brown PAT)
OM —	Bailey 70 INT return (Brown PAT)
OM —	Brown 46 FG
OM —	Brown 26 FG

ATTENDANCE — 46,206

### TEAM STATISTICS

	OM	VT
First Downs	15	16
Rushing (Net)	185	330
Passing (Net)	141	2
Total Offense	326	332
Passing C-A-I	12-28-0	1-7-0
Punts-Avg.	5-37.4	7-40.7
Fumbles-Lost	3-2	5-3
Penalties-Yards	4-30	12-120

### INDIVIDUAL LEADERS

Rushing	
OM —	Hindman 15-122 (TD); Bowen 19-65
VT —	Edwards 12-119 (TD); Smoot 21-91 (TD); Kincaid 15-55
Passing	
OM —	Manning 12-28-0 141 (2 TD)
VT —	Kincaid 0-4-0; Humphries 1-3-0 2
Receiving	
OM —	Shows 6-70 (TD); Hindman 3-32
VT —	Crigger 1-2



## 1970 SUGAR BOWL

Ole Miss 27  
Arkansas 22



Bo Bowen

Junior quarterback Archie Manning passed for one touchdown and rushed for another to lead No. 13 Ole Miss to a 27-22 upset of No. 3 Arkansas in the 36th annual Sugar Bowl Classic.

Cloyce Hinton gave the Rebels a 27-12 lead with a 36-yard field goal in the third quarter, before the Razorbacks would begin to rally.

Arkansas received a 35-yard field goal from Bill McClard to cut the Ole Miss lead to 27-15 entering

the fourth quarter.

The Razorbacks then intercepted a Manning pass and took over at the Rebel 11. Two plays later, Bill Montgomery completed a six-yard touchdown pass to Bill Burnett to pull Arkansas to within 27-22 with 10:15 left.

Later, with 1:15 left in the game, Arkansas moved to the Ole Miss 36. Montgomery threw a strike to Chuck Dicus for 11 yards, however, Glenn Cannon's hit stripped Dicus of the ball and the Rebels recovered to secure the win.

Manning finished 21-of-35 passing for 273 yards with two interceptions. He also added 39 yards rushing to earn Most Outstanding Player honors.

OLE MISS	14	10	3	0	—	27
ARKANSAS	0	12	3	7	—	22

### SCORING

OM —	Bowen 69 run (King PAT)
OM —	Manning 18 run (King PAT)
UA —	Burnett 12 run (PAT missed)
OM —	Hinton 52 FG
OM —	Studdard 30 pass from Manning (King PAT)
UA —	Dicus 47 pass from Montgomery (PAT failed)
OM —	Hinton 36 FG
UA —	McClard 35 FG
UA —	Burnett 6 pass from Montgomery (McClard PAT)

ATTENDANCE — 82,500

### TEAM STATISTICS

	OM	UA
First Downs	15	16
First Downs	21	24
Rushing (Net)	154	189
Passing (Net)	273	338
Total Offense	427	527
Passing C-A-I	21-35-2	17-35-2
Punts-Avg.	6-37.7	2-30.5
Fumbles-Lost	0-0	1-1
Penalties-Yards	11-101	3-22

### INDIVIDUAL LEADERS

Rushing	
OM —	Bowen 12-94 (TD); Manning 13-39 (TD)
UA —	Maxwell 8-108; Burnett 17-59 (TD)
Passing	
OM —	Manning 21-35-2 273 (TD)
UA —	Montgomery 17-34-1 338 (2 TD)
Receiving	
OM —	Poole 7-72; Studdard 5-109 (TD)
UA —	Maxwell 9-137 (TD); Dicus 6-171 (TD)



### 1971 GATOR BOWL

Auburn 35  
Ole Miss 28



Archie Manning recorded 275 yards of total offense in his final game at Ole Miss, but it wasn't enough to rally the Rebels past Auburn, as the Tigers took home a 35-28 win in the 1971 Gator Bowl.

The game also marked the Rebels' 18th and final bowl appearance under head coach John Vaught.

Behind quarterback Pat Sullivan, the Tigers built a 21-0 second-quarter lead before

Manning engineered two touchdown drives before the half to make it 21-14.

The two teams would then trade touchdowns in the second half.

Manning finished completeing 19-of-28 passes for 180 yards with an interception. He connected with Floyd Franks on a 34-yard touchdown pass in the second quarter to make it 21-14.

Manning also added 95 yards rushing on 11 carries and scored Ole Miss' first points of the game on a two-yard run in the second quarter.

Sullivan passed for 351 yards and two scores for the Tigers. He completed 27-of-43 attempts and was intercepted once.

OLE MISS	0	14	7	7	—	28
AUBURN	14	7	14	0	—	35

#### SCORING

- AU — Beasley 8 pass from Sullivan (Jett PAT)
- AU — Bresler 7 pass from Sullivan (Jett PAT)
- AU — Sullivan 37 run (Jett PAT)
- OM — Manning 2 run (Poole PAT)
- OM — Franks 34 pass from Manning (Poole PAT)
- AU — Zofko 6 run (Jett PAT)
- OM — Poole 23 pass from Chumbler (Poole PAT)
- AU — Willingham 54 punt return (Jett PAT)
- OM — Chumbler 1 run (Poole PAT)

ATTENDANCE — 71,136

#### TEAM STATISTICS

	OM	AU
First Downs	21	23
Rushing (Net)	209	208
Passing (Net)	256	351
Total Offense	465	559
Passing C-A-I	23-39-1	27-44-1
Punts-Avg.	6-47.3	27-44.1
Fumbles-Lost	3-2	5-3
Penalties-Yards	2-13	6-63


#### INDIVIDUAL LEADERS

- Rushing
  - OM — Manning 11-95 (TD)
  - AU — Clark 14-108; Sullivan 10-35
- Passing
  - OM — Manning 19-28-1 180 (TD); Chumber 4-11-0 76 (TD)
  - AU — Sullivan 27-43-1 351 (2 TD)
- Receiving
  - OM — Poole 9-111 (TD); Franks 7-78 (TD)
  - AU — Beasley 8-143 (TD)



### 1971 PEACH BOWL

Ole Miss 41  
Georgia Tech 18



Norris Weese

Ole Miss built a 38-6 halftime lead en route to a 41-18 win over Georgia Tech in the 1971 Peach Bowl, played on a soggy field at Atlanta Stadium.

The victory gave first-year head coach Billy Kinard a win in his first bowl game and completed a 10-2 season for Ole Miss.

Quarterback Norris Weese passed for 116 yards and added 32 rushing to earn the Most

Valuable Offensive Player trophy. He gave the Rebels a 7-0 lead in the first quarter on a one-yard run and connected on an 11-yard touchdown pass to Riley Myers to make it 38-6.

Linebacker Crowell Armstrong took home the Most Valuable Defensive Player trophy.

Tailback Greg Ainsworth rushed for a game-high 119 yards on 28 carries.

OLE MISS	10	28	0	3	—	41
GEORGIA TECH	0	6	6	6	—	18

#### SCORING

- OM — Weese 1 run (Hinton PAT)
- OM — Hinton 25 FG
- OM — Porter 2 run (Hinton PAT)
- OM — Porter 10 run (Hinton PAT)
- OM — Felts 15 pass from Lyons (Hinton PAT)
- OM — Myers 11 pass from Weese (Hinton PAT)
- GT — Healy 2 run (Run failed)
- GT — Healy 1 run (Pass failed)
- OM — Hinton 30 FG
- GT — Healy 1 run (Run failed)

ATTENDANCE — 38,599

#### TEAM STATISTICS

	OM	GT
First Downs	17	16
Rushing (Net)	179	166
Passing (Net)	139	151
Total Offense	318	317
Passing C-A-I	9-18	13-26
Punts-Avg.	5-37.4	5-31.2
Fumbles-Lost	2-1	3-3
Penalties-Yards	5-25	8-38

#### INDIVIDUAL LEADERS

- Rushing
  - OM — Ainsworth 28-119; Weese 11-32 (TD); Porter 8-26 (2 TD)
  - GT — Hennessey 6-56; Cunningham 5-30
- Passing
  - OM — Weese 7-14-0 116 (TD)
  - GT — McAshan 13-26-2 151
- Receiving
  - OM — Barry 3-39; Myers 2-49 (TD); Felts 2-23 (TD)
  - GT — Owings 5-87; Oven 3-26; McNamara 2-22



### 1983 INDEPENDENCE BOWL

Air Force 9  
Ole Miss 3



Andre Townsend

Ole Miss ended a 12-year drought with an appearance in the 1983 Independence Bowl. However, the Rebels return to the postseason wouldn't be a succesful one as nationally-ranked Air Force used three field goals from Sean Pavlich to forge a 9-3 win on a rainy evening in Shreveport, La.

The Rebels held in check a powerful wishbone attack by the Falcons, one which averaged more than 400 yards per game during

the 1983 season. Ole Miss used a gallant goal line stand midway through the fourth quarter to stay within striking range.

Pavlich gave Air Force a 6-0 lead with field goals of 44 and 39 yards. The Rebels got on the board just before halftime on a 39-yard field goal by Neil Teevan with four seconds remaining.

Pavlich's third field goal of the night, a 27-yarder with 7:59 left in the third quarter, marked the end of the scoring.

Air Force held a 348-244 advantage in total offense and had a 37:13 edge in time of possession.

Buford McGee rushed for 11 yards on 22 carries for the Rebels.

The 1983 Independence Bowl marked Ole Miss' first bowl appearance under head coach Billy Brewer.

OLE MISS	0	3	0	0	—	3
AIR FORCE	3	3	3	0	—	9

#### SCORING

- AF — Pavlich 44 FG 7:37-1Q
- AF — Pavlich 39 FG 7:39-2Q
- OM — Teevan 39 FG 0:04-2Q
- AF — Pavlich 27 FG 7:59-3Q

ATTENDANCE — 41,274

#### TEAM STATISTICS

	OM	AF
First Downs	11	18
Rushing (Net)	106	277
Passing (Net)	138	71
Total Offense	244	348
Passing C-A-I	11-27-2	6-7-0
Punts-Avg.	5-43.6	3-30.3
Fumbles-Lost	1-0	3-3
Penalties-Yards	4-40	4-19
Time of Possession	22:47	37:13

#### INDIVIDUAL LEADERS

- Rushing
  - OM — McGee 22-111; Humphrey 6-15
  - AF — Brown 12-91; Louthan 25-67; Kershner 15-58
- Passing
  - OM — Powell 11-27-2 138
  - AF — Louthan 6-7-0 71
- Receiving
  - OM — Moffett 6-96; Holder 3-27
  - AF — Kirby 3-49; Rose 2-28



## 1986 INDEPENDENCE BOWL

Ole Miss 20  
Texas Tech 17



Mark Young passed for an Ole Miss bowl record of 343 yards to lead the Rebels to the first bowl victory in 15 years with a 20-17 victory over Texas Tech in the 1986 Independence Bowl.

Young would break five school bowl records, all held by former standout Archie Manning, on his way to being named Offensive Player of the Game. Young com-

pleted 31-of-50 passes and had 314 yards of total offense in 62 plays. All were new Rebel marks.

Ole Miss lead 17-7 at halftime as Bryan Owen hit a 21-yard field goal with one second left in the first half.

Texas Tech pulled to within 17-14 early in the third quarter when Merv Scuriak returned an interception 33 yards for a score. The Red Raiders then tied the game on Scott Segrist's 19-yard field goal with 14:52 left in the game.

Young and the Rebels would answer on the next possession with a 48-yard field goal by Owen with 12:16 remaining to break the 17-17 deadlock.

OLE MISS	7	10	0	3	—	20
TEXAS TECH	0	7	7	3	—	17

### SCORING

OM —	Goodloe 1 run (Owen PAT) 8:21-1Q
OM —	Mickles 9 run (Owen PAT) 14:57-2Q
TT —	Gray 1 run (Segrist PAT) 7:47-2Q
OM —	Owen 21 FG 0:01-2Q
TT —	Scuriak 33 interception (Segrist PAT) 11:15-3Q
TT —	Segrist 19 FG 14:52-4Q
OM —	Owen 48 FG 12:16-4Q

ATTENDANCE — 46,369

### TEAM STATISTICS

	OM	TTU
First downs	26	18
Rushing (Net)	60	175
Passing (Net)	343	181
Total Offense	403	356
Passing C-A-I	31-50-1	17-40-1
Punts-Avg.	6-45.5	8-41.5
Fumbles-Lost	1-1	2-0
Penalties-Yards	5-33	5-60
Time of Possession	32:09	27:51

### INDIVIDUAL LEADERS

Rushing	
OM —	Mickles 19-53 (1 TD); Sykes 7-16
TT —	Farris 17-99; Garnett 8-36
Passing	
OM —	Young 31-50-1 343
TT —	Tolliver 17-40-1 181
Receiving	
OM —	Ambrose 8-102; Myers 4-69; Perry 5-47
TT —	Price 9-74; Walker 3-71



## 1989 LIBERTY BOWL

Ole Miss 42  
Air Force 29



John Darnell

In a game billed to be an offensive shootout, Ole Miss outlasted Air Force 42-29 in the 31st annual Liberty Bowl in Memphis, Tenn.

Chuck Mullins, the defensive back who was paralyzed in an October 28, game with Vanderbilt, visited the Ole Miss locker room prior to the game in his first trip outside Baptist Memorial Hospital in Memphis since the injury.

The visit seemed to energize the Rebels as they raced to a 28-9 halftime lead.

Liberty Bowl MVP Randy Baldwin rushed for 177 yards on 14 carries with two touchdowns, and John Darnell passed for 261 yards and a score.

The two teams combined for 55 first downs and 1,046 yards of total offense. Ole Miss held a 30-25 advantage in first downs, and a 533-513 edge in total yards.

OLE MISS	14	14	7	7	—	42
AIR FORCE	9	0	6	14	—	29

### SCORING

OM —	Hines 32 pass from Darnell (Hogue PAT) 3:53-1Q
AF —	Wood 37 FG 11:16-1Q
OM —	Baldwin 23 run (Hogue PAT) 9:18-1Q
AF —	Dowis 2 run (pass failed) 3:19-1Q
OM —	Baldwin 21 run (Hogue PAT) 10:20-2Q
OM —	Coleman 58 punt return (Hogue kick) 1:21-2Q
AF —	Johnson 3 run (run failed) 12:50-3Q
OM —	Coleman 11 run (Hogue PAT) 0:26-3Q
OM —	Thigpen 8 pass from Shows (Hogue PAT) 10:44-4Q
AF —	Senn 35 pass from McDowell (pass failed) 9:02-4Q
AF —	Senn 21 pass from McDowell (Durham run) 2:34-4Q

ATTENDANCE — 60,128

### TEAM STATISTICS

	OM	AF
First Downs	30	25
Rushing (Net)	248	259
Passing (Net)	285	233
Total Offense	533	513
Passing C-A-I	21-37-0	14-24-2
Punts-Avg.	5-38.2	4-43.3
Fumbles-Lost	2-2	3-2
Penalties-Yards	7-45	2-12
Time of Possession	27:15	32:45

### INDIVIDUAL LEADERS

Rushing	
OM —	Baldwin 14-177-2; Shows 4-14; Ashley 3-12
AF —	Dowis 18-92-1; Johnson 10-48-1; Lewis 14-42
Passing	
OM —	Darnell 19-33-0-261 (TD); Shows 2-4-0-24 (TD)
AF —	Dowis 7-16-2-86; McDowell 7-8-0-147 (2 TD)
Receiving	
OM —	Green 5-72; Hines 3-69-1; Gebbia 2-40
AF —	Senn 7-150-2; Van Hulzen 5-57



## 1991 GATOR BOWL

Michigan 35  
Ole Miss 3



Brian Lee

Michigan rolled up 715 yards of total offense and broke open a 14-3 game with 21 third-quarter points to roll to a 35-3 win over Ole Miss in the 1991 Gator Bowl in Jacksonville, Fla.

The Wolverines entered the game 8-3, however, Michigan was a combined six points from being a perfect 11-0 and playing for the national championship in the Rose Bowl.

Michigan quarterback Elvis Grbac passed for 296 yards and four touchdowns, while wide receiver Desmon Howard caught six passes for 167 yards and two touchdowns.

Brian Lee accounted for Ole Miss' only points of the game, connecting for a 51-yard field goal to make it 7-3 with 8:00 left in the second quarter.

OLE MISS	0	3	0	0	—	3
MICHIGAN	7	7	21	0	—	35

### SCORING

UM —	Howard 63 pass from Grbac (Carlson PAT) 1:04-1Q
OM —	Lee 51 FG, 8:00-2Q
UM —	Bunch 7 pass from Grbac (Carlson PAT) 4:19-2Q
UM —	Howard 50 pass from Grbac (Carlson PAT) 10:53-3Q
UM —	Bunch 5 run (Carlson PAT) 3:39-3Q
UM —	Alexander 33 pass from Grbac (Carlson PAT) :31-3Q

ATTENDANCE — 68,927

### TEAM STATISTICS

	OM	UM
First Downs	20	35
Rushing (Net)	93	391
Passing (Net)	240	324
Total Offense	333	715
Passing C-A-I	18-32-4	20-32-2
Punts-Avg.	5-38.0	2-24.5
Fumbles-Lost	4-2	2-1
Penalties-Yards	4-49	6-69
Time of Possession	23:37	36:23

### INDIVIDUAL LEADERS

Rushing	
OM —	Baldwin 8-54; Thigpen 6-32; Billings 2-6; Courtney 1-6
UM —	Vaughn 15-128; Powers 14-112; Bunch 11-54-1; Legette 5-54
Passing	
OM —	Shows 21-13-3 165; Luke 11-5-1 65
UM —	Grbac 25-16-1 296 (4 TD); Sallom 7-4-1 28
Receiving	
OM —	Brownlee 5-71; Roberts 4-67; Owens 3-42; Small 1-25
UM —	Howard 6-167 (2 TD); Alexander 2-50 (TD); VanDyne 3-32; Bunch 2-22 (TD)





### 1992 LIBERTY BOWL

Ole Miss 13  
Air Force 0



Russ Shows

For the third time in 10 years, Ole Miss and Air Force faced each other in a bowl game. For the second time in four years, that matchup took place in the Liberty Bowl.

Behind the play of linebacker Cassius Ware, Ole Miss held Air Force to 185 yards of total offense to pitch a 13-0 shutout of the Falcons. The shutout marked the first time in 150 games that Air Force had been held scoreless.

Ware was credited with 10 tackles, including two sacks, to earn Liberty Bowl MVP honors.

Dou Innocent gave Ole Miss a 7-0 lead with a five-yard touchdown run in the first quarter. The Rebels would then receive field goals of 24 and 29 yards from Brian Lee.

Innocent finished with 65 yards on 17 carries and Cory Philpot added 55 yards rushing on 10 attempts.

Quarterback Russ Shows completed 9-of-19 passes for 163 yards.

OLE MISS	7	3	0	3	—	13
AIR FORCE	0	0	0	0	—	0

#### SCORING

OM — Innocent 5 run (Lee PAT) 2:42-1Q  
OM — Lee 24 FG 11:11-2Q  
OM — Lee 29 FG 9:56-4Q

ATTENDANCE — 32,107

#### TEAM STATISTICS

	OM	AF
First Downs	13	14
Rushing (Net)	168	104
Passing (Net)	163	81
Total Offense	331	185
Passing C-A-I	9-19-0	10-17-2
Punts-Avg.	5-20.2	7-33.0
Fumbles-Lost	2-1	2-1
Penalties-Yards	7-57	6-53
Time of Possession	27:56	32:04

#### INDIVIDUAL LEADERS

Rushing  
OM — Innocent 17-65 (TD); Philpot 10-55; Courtney 7-30  
AF — Pastorello 49; Onuoha 27; Young 23  
Passing  
OM — Shows 9-19-0 163  
AF — Baker 5-8-0 26; Teigen 5-8-1 55; Young 0-1-1 0  
Receiving  
OM — Courtney 4-63; Small 2-59; Kohn 2-42  
AF — Wilkie 3-14; Hufford 2-18



### 1997 MOTOR CITY BOWL

Ole Miss 34  
Marshall 31



Deuce McAllister

Freshman running back Deuce McAllister's one-yard plunge with 31 seconds remaining lifted Ole Miss to a 34-31 win over Marshall in the inaugural Motor City Bowl, played at the Pontiac Silverdome.

The Motor City Bowl marked the Rebels' first postseason appearance after a four-year hiatus, and was Ole Miss' first under head coach Tommy Tuberville.

Senior quarterback Stewart Patridge garnered MVP honors, passing for 332 yards and three

touchdowns. He completed 29-of-47 passes and was intercepted once.

1.1The Thundering Herd, of the Mid-American Conference, featured Chad Pennington. Pennington was 23-of-45 passing for 337 yards and three touchdowns, and Randy Moss caught six passes for 173 yards and a score.

1.1The two teams combined for 1,000 yards of total offense and the game featured six lead changes.

OLE MISS	7	0	14	13	—	34
MARSHALL	10	7	0	14	—	31

#### SCORING

OM — Avery 1 run (Lindsey kick) 14:36-1Q  
MU — Moss 80 pass from Pennington (Malashevich kick) 14:19-1Q  
MU — Malashevich 36 FG 0:22-1Q  
MU — Colclough 19 pass from Pennington (Malashevich kick) 9:04-2Q  
OM — Rone 13 pass from Patridge (Lindsey kick) 11:46-3Q  
OM — McAllister 20 pass from Patridge (Lindsey kick) 6:00-3Q  
MU — Chapman 6 pass from Pennington (Malashevich kick) 10:12-4Q  
OM — G. Heard 19 pass from Patridge (Lindsey kick) 5:39-4Q  
MU — Chapman 9 run (Malashevich kick) 2:57-4Q  
OM — McAllister 1 run (Lindsey kick) 0:31-4Q

ATTENDANCE — 43,340

#### TEAM STATISTICS

	OM	MU
First Downs	29	23
Rushing (Net)	179	170
Passing (Net)	332	337
Total Offense	511	507
Passing C-A-I	29-48-1	23-45-0
Punts-Avg.	4-41.8	7-39.7
Fumbles-Lost	0-0	3-2
Penalties-Yards	7-71	10-93
Time of Possession	34:21	25:39

#### INDIVIDUAL LEADERS

Rushing  
OM — Avery 27-110 (TD); McAllister 8-71 (TD)  
MU — Chapman 19-153 (TD)  
Passing  
OM — Patridge 29-47-1-332 (3 TD); King 0-1-1-0  
MU — Pennington 23-45-0-337 (3 TD)  
Receiving  
OM — Peterson 7-66; French 6-37  
MU — Colclough 8-84 (TD); Moss 6-173 (TD)



### 1998 INDEPENDENCE BOWL

Ole Miss 35  
Texas Tech 18



Romaro Miller

Sophomore quarterback Romaro Miller returned from a broken collarbone suffered three weeks earlier to pass for 216 yards and three touchdowns to lead Ole Miss to a 35-18 win over Texas Tech in the 1998 Independence Bowl.

The game also marked the Rebel debut of head coach David Cutcliffe, who was hired less than a month before the game from his offensive coordinator position at

Tennessee.

Miller completed 14-of-23 passes and was intercepted once. His three touchdown passes set a new Independence Bowl record, and he also garnered Offensive MVP honors.

Junior defensive tackle Kendrick Clancy anchored an Ole Miss defense that limited the Red Raiders to 285 yards of total offense. Clancy would earn the bowl's Defensive MVP honors.

Sophomore running back Deuce McAllister scored three touchdowns on the evening. He scored on a 32-yard pass from Miller in the second quarter to give the Rebels a 14-7 lead. He later scored on a four-yard run to make it 28-10 and capped the scoring by returning an onside kick 48 yards with 38 seconds remaining.

OLE MISS	7	7	0	21	—	35
TEXAS TECH	7	3	0	8	—	18

#### SCORING

TT — Dorris 22 pass from Peters (Birkholz kick) 5:47-1Q  
OM — Lucas 33 pass from Miller (McGee kick) 1:18-1Q  
OM — McAllister 32 pass from Miller (McGee kick) 6:04-2Q  
TT — Birkholz 49 FG 2:18-2Q  
OM — Peterson 26 pass from Miller (McGee kick) 8:22-4Q  
OM — McAllister 4 run (McGee kick) 3:28-4Q  
TT — McCullar 14 fumble return (Winn pass from Tittle) 0:44-4Q  
OM — McAllister 43 kickoff return (McGee kick) 0:38-4Q

ATTENDANCE — 46,862

#### TEAM STATISTICS

	OM	TT
First Downs	19	18
Rushing (Net)	139	82
Passing (Net)	216	203
Total Offense	355	285
Passing C-A-I	23-14-1	30-16-2
Punts-Avg.	5-32.4	6-30.8
Fumbles-Lost	3-2	2-1
Penalties-Yards	7-86	5-55
Time of Possession	34:47	25:13

#### INDIVIDUAL LEADERS

Rushing  
OM — McAllister 27-79 (TD), Stackhouse 9-37  
TT — Williams 23-85, Peters 6-9  
Passing  
OM — Miller 23-14-1-216 (3TD)  
TT — Tittle 19-11-2-134; Peters 11-5-0-69 (TD)  
Receiving  
OM — French 4-46, Peterson 3-54 (TD)  
TT — Dorris 5-66 (TD), Hart 4-50





## 1999 INDEPENDENCE BOWL

Ole Miss 27  
Oklahoma 25



Les Binkley

Les Binkley's 39-yard field goal as time expired lifted Ole Miss to a 27-25 win over Oklahoma, New Year's Eve night in the 1999 Sanford Independence Bowl. The contest was the final college football game of the 20th century.

The Sooners had taken a 25-24 lead with 2:17 left in the fourth quarter when Josh Heupel found Quenton Griffin for a 17-yard touchdown pass.

Deuce McAllister would return the ensuing kickoff 42 yards to the Ole Miss 43. He then reeled off runs of eight and nine yards to move the Rebels into Sooner territory and helped set up Binkley's game-winning field goal.

McAllister finished with 239 all-purpose yards, including 121 yards rushing on 17 carries. He broke an 80-yard touchdown run in the second quarter to give the Rebels a 21-3 halftime lead.

OLE MISS	7	14	0	6	—	27
OKLAHOMA	3	0	15	7	—	25

### SCORING

OM —	McAllister 25 pass from Miller (Binkley kick) 9:09-1Q
OU —	Duncan 34 FG 5:22-1Q
OM —	Bettis 9 pass from Miller (Binkley kick) 8:13-2Q
OM —	McAllister 80 run (Binkley kick) 4:05-2Q
OU —	Jackson 3 pass from Heupel (Duncan kick) 11:26-3Q
OU —	Daniels 41 pass from Heupel (Hammons pass) 3:58-3Q
OM —	Binkley 29 FG 11:18-4Q
OU —	Griffin 17 pass from Heupel (Duncan kick) 2:17-4Q
OM —	Binkley 39 FG 0:00-4Q

ATTENDANCE — 49,873

### TEAM STATISTICS

	OM	OU
First Downs	19	27
Rushing (Net)	159	91
Passing (Net)	202	390
Total Offense	361	481
Passing C-A-I	29-18-2	54-39-1
Punts-Avg.	5-39.4	1-10.0
Fumbles-Lost	1-0	3-3
Penalties-Yards	3-13	4-35
Time of Possession	29:24	30:36


### INDIVIDUAL LEADERS

Rushing	
OM —	McAllister 17-121 (TD), Gunn 5-27
OU —	Griffin 12-86, Daniels 2-25
Passing	
OM —	Miller 28-18-2-202 (2 TD)
OU —	Heupel 53-39-1-390 (3 TD)
Receiving	
OM —	Peterson 5-51, McAllister 3-55 (TD)
OU —	Jackson 10-76 (TD), Griffin 8-65 (TD)



## 2000 MUSIC CITY BOWL

West Virginia 49  
Ole Miss 38



Eli Manning

Redshirt freshman quarterback Eli Manning came off the bench to throw three fourth-quarter touchdown passes, but it wasn't enough to overcome a 49-9 deficit as Ole Miss fell 49-38 to West Virginia in the 2000 Music City Bowl. The game was the final one for Mountaineer head coach Don Nehlen's 21-year career at the school.

Leading 35-9 at the half, Shawn Terry returned the second half kickoff 99 yards to extend the West Virginia lead to 42-9. The Mountaineers then made it 49-9 on a 10-yard pass from Brad Lewis to Khori Ivy.

Romaro Miller scored on a seven-yard run with 7:52 left in the third quarter to make it 49-16 before Manning would take over the offense.

In the final 15 minutes, Manning threw touchdown passes of 23 yards to Jamie Armstrong, 18 yards to Omar Rayford and 16 yards to Toward Sanford.

Manning's three touchdown passes tied an Ole Miss bowl record. He finished 12-of-20 for 167 yards and was intercepted once.

OLE MISS	3	6	7	22	—	38
WEST VIRGINIA	7	28	14	0	—	49

### SCORING

WV —	Ours 40 pass from Lewis (Rauh kick) 9:27-1Q
OM —	Binkley 23 FG 1:51-1Q
WV —	Ivy 11 pass from Lewis (Rauh kick) 13:39-2Q
OM —	Binkley 47 FG 8:41-2Q
WV —	Brown 35 pass from Lewis (Rauh kick) 8:12-2Q
OM —	Binkley 26 FG 4:22-2Q
WV —	Brown 60 pass from Lewis (Rauh kick) 3:59-2Q
WV —	Ours 1 run (Rauh kick) 2:04-2Q
WV —	Terry 99 kickoff return (Rauh kick) 14:42-3Q
WV —	Ivy 10 pass from Lewis (Rauh kick) 9:59-3Q
OM —	Miller 7 run (Binkley kick) 7:52-3Q
OM —	Armstrong 23 pass from Manning (Binkley kick) 13:08-4Q
OM —	Rayford 18 pass from Manning (Binkley kick) 9:08-4Q
OM —	Sanford 16 pass from Manning (Taylor pass) 6:34-4Q

ATTENDANCE — 47,119

### TEAM STATISTICS

	OM	WV
First Downs	28	19
Rushing (Net)	96	114
Passing (Net)	388	318
Total Offense	484	432
Passing C-A-I	51-28-3	21-15-1
Punts-Avg.	3-29.3	2-39.0
Fumbles-Lost	1-0	0-0
Penalties-Yards	12-93	8-77
Time of Possession	35:16	24:44

### INDIVIDUAL LEADERS

Rushing	
OM —	Gunn 8-34, Miller 7-32 (TD)
WV —	Cobourne 27-125, Ours 3-5 (TD)
Passing	
OM —	Miller 31-16-2-221, Manning 20-12-1-167 (3 TD)
WV —	Lewis 21-15-1-318 (5 TD)
Receiving	
OM —	Collins 5-65, Heard 4-46, Armstrong 3-59 (TD)
WV —	Brown 6-156 (2 TD), Ivy 6-99 (2 TD)



## 2002 INDEPENDENCE BOWL

Ole Miss 27  
Nebraska 23



Jesse Mitchell

Jonathan Nichols' 43-yard field goal with 4:36 remaining in the game helped Ole Miss post a 27-23 win over Nebraska in the 2002 Independence Bowl.

Junior quarterback Eli Manning completed 25-of-44 passes for 313 yards and a touchdown to earn Most Valuable Offensive Player honors.

The Cornhuskers took a 17-7 lead with 2:43 left in the first half when Deluan Groce returned a punt

60 yards for a score.

Manning would engineer a nine-play, 88-yard drive in 1:11, capped by a one-yard run by Toward Sanford to pull the Rebels to within 17-14 at halftime.

Nichols tied the game in the third quarter with a 37-yard field goal and Nebraska answered with a 23-yard field goal by Josh Brown to take a 20-17 lead with 7:06 left in the quarter.

Sanford's second one-yard touchdown run of the day with 3:24 left in the third quarter put Ole Miss on top for good at 24-20.

NEBRASKA	3	14	3	3	—	23
OLE MISS	0	14	10	3	—	27

### SCORING

NU —	Brown 29 FG 6:53-1Q
NU —	Herian 41 pass from Lord (Brown kick) 13:38-2Q
OM —	K. Johnson 11 pass from Manning (Nichols kick) 7:47-2Q
NU —	Groce 60 punt return (Brown kick) 2:43-2Q
OM —	Sanford 1 run (Nichols kick) 1:32-2Q
OM —	Nichols 37 FG 9:02-3Q
NU —	Brown 23 FG 7:06-3Q
OM —	Sanford 1 run 3:24-3Q
NU —	Brown 29 FG 7:50-4Q
OM —	Nichols 43 FG 4:38-4Q

ATTENDANCE — 46,096

### TEAM STATISTICS

	NU	OM
First Downs	17	20
Rushing (Net)	266	52
Passing (Net)	93	313
Total Offense	359	365
Passing C-A-I	17-7-2	44-25-0
Punts-Avg.	6-43.8	8-43.8
Fumbles-Lost	0-0	1-0
Penalties-Yards	6-70	6-41
Time of Possession	29:29	30:31

### INDIVIDUAL LEADERS

Rushing	
NU —	Diedrick 13-92, Lord 17-83
OM —	McClendon 12-36, Turner 7-30
Passing	
NU —	Lord 16-7-2-93 (TD)
OM —	Manning 44-25-0-313 (TD)
Receiving	
NU —	Thomas 3-34, Herian 1-41 (TD)
OM —	Flowers 6-76, Collins 6-58, Biddle 4-62



### 2004 COTTON BOWL

Ole Miss 31  
Oklahoma State 28



Eli Manning

After a 42-year hiatus, the Rebels made a triumphant return to Dallas as 16th-ranked Ole Miss claimed a 31-28 win over 21st-ranked Oklahoma State in the 2004 playing of the SBC Cotton Bowl.

Eli Manning led the charge for the Rebels as the senior quarterback and Heisman finalist passed for 259 yards and three touchdowns on his way to Offensive MVP honors as he rallied the Rebels

from a 14-7 deficit in the second quarter.

Manning finished the day 22-of-31 with one interception and two touchdown passes.

With the victory, the Rebels celebrated their first Cotton Bowl appearance since 1962 with a win over a nationally ranked program from the Big 12 and capped off the first 10-win season for the program since 1971 and improved the Rebels to a 2-1 record in the Cotton Bowl.

OKLAHOMA STATE	7	7	0	14	—	28
OLE MISS	7	10	7	7	—	31

#### SCORING

- OM — Turner 16 pass from Manning (Nichols kick) 4:55 - 1Q
- OS — Morency 4 run (Phillips kick) 1:17 - 1Q
- OS — Bell 3 run (Phillips kick) 11:30 - 2Q
- OM — Espy 25 pass from Manning 8:14 - 2Q
- OM — Nichols 33 FG :15 - 2Q
- OM — Turner 2 run 7:35 - 3Q
- OM — Manning 1 run (Nichols kick) 12:50 - 4Q
- OS — Morency 1 run (Phillips kick) 8:50 - 4Q
- OS — Woods 17 pass from Fields (Phillips kick) 4:38 - 4Q

ATTENDANCE — 73,928

#### TEAM STATISTICS

	OS	OM
First Downs	22	24
Rushing (Net)	110	190
Passing (Net)	307	259
Total Offense	417	449
Passing C-A-I	33-21-0	31-22-1
Punts-Avg.	3-37.7	3-38.0
Fumbles-Lost	0-0	0-0
Penalties-Yards	6-49	2-20
Time of Possession	28:31	31:29

#### INDIVIDUAL LEADERS

- Rushing
  - OS — Morency 15-59, Bell 14-46
  - OM — Turner 20-133, Pearson 12-42
- Passing
  - OS — Fields 33-21-0-307 (TD)
  - OM — Manning 31-22-1-259 (2TD)
- Receiving
  - OS — R. Woods 11-223 (TD), D. Woods 4-51
  - OM — Collins 8-75, Johnson 3-53, Espy 2-47 (TD)



### 2009 COTTON BOWL

Ole Miss 47  
Texas Tech 34



Jevan Snead

Behind Jevan Snead's passing, Dexter McCluster's squirming runs and some big returns by Marshay Green, No. 20 Ole Miss overcame an early deficit and beat No. 8 Texas Tech 47-34 Friday in the final Cotton Bowl played in the stadium of the same name.

The Red Raiders (11-2) converted a pair of early turnovers into a 14-0 lead, but Snead led the Rebels to touchdowns on their next

three drives, followed by a go-ahead field goal shortly before halftime. Once Green returned an interception 65 yards for a touchdown early in the third quarter, Ole Miss (9-4) was well on its way to capping coach Houston Nutt's first season in grand style.

This was Ole Miss' sixth straight win, matching its longest streak since 2003, when Eli Manning was a senior. That also was the last time the Rebels had been to a bowl.

OLE MISS	7	17	14	9	—	47
TEXAS TECH	14	7	0	13	—	34

#### SCORING

- TT — Britton 45 pass from Harrell (Williams kick) 6:31 - 1Q
- TT — McBath 45 interception return (Williams kick) 5:22 - 1Q
- OM — Harris 8 pass from Snead (Shene kick) 1:49 - 1Q
- OM — Wallace 41 pass from Snead (Shene kick) 11:57 - 2Q
- TT — Crabtree 2 pass from Harrell (Williams kick) 7:44 - 2Q
- OM — Harris 21 pass from Snead (Shene kick) 4:09 - 2Q
- OM — Shene 27 FG 1:08 - 2Q
- OM — Green 65 interception return (Shene kick) 12:12 - 3Q
- OM — Bolden 17 run (Shene kick) 6:55 - 3Q
- TT — Britton 12 pass from Harrell (Williams kick) 12:13 - 4Q
- OM — Trahan safety 10:02 - 4Q
- OM — McCluster 4 run (Shene kick) 4:34 - 4Q
- TT — Morris 17 pass from Harrell (Harrell kick failed) 1:37 - 4Q

ATTENDANCE — 88,175

#### TEAM STATISTICS

	OM	TT
First Downs	26	24
Rushing (Net)	223	105
Passing (Net)	292	364
Total Offense	515	469
Passing C-A-I	18-29-1	36-58-1
Punts-Avg.	2-37.5	4-41.0
Fumbles-Lost	2-2	1-0
Penalties-Yards	2-15	8-62
Time of Possession	35:14	24:46

#### INDIVIDUAL LEADERS

- Rushing
  - OM — Bolden 11-101 (TD), McCluster 14-97 (TD)
  - TT — Woods 6-47, Harrell 6-43
- Passing
  - OM — Snead 29-18-1-292 (3 TD)
  - TT — Harrell 58-36-2-364 (4 TD)
- Receiving
  - OM — McCluster 6-83, Wallace 4-80 (TD)
  - TT — Morris 10-89 (TD), Britton 5-87 (2 TD)



### 2010 COTTON BOWL

Ole Miss 21  
Oklahoma State 7



Dexter McCluster

Dexter McCluster gave Ole Miss fans a finale to remember, rushing for 184 yards and two touchdowns, including the go-ahead 2-yard run on a direct snap with 4:03 left as the Rebels beat No. 18 Oklahoma State 21-7 in the Cotton Bowl on Saturday.

McCluster also had an 86-yard TD run in the second quarter after the senior had already become the first Southeastern Conference player with 1,000 yards rushing and

500 yards receiving in the same season.

Ole Miss (9-4) had five turnovers in the game, but Oklahoma State had six in the fourth quarter, and seven overall.

McCluster was the obvious standout, the game's offensive MVP for the second year in a row. He had 34 carries along with five catches for 45 yards. He leaves Ole Miss with 3,923 career all-purpose yards, second in school history behind Deuce McAllister's 4,889.

After becoming only Ole Miss' fourth 1,000-yard rusher on his third carry of the game, McCluster surpassed 500 yards receiving on the final play of the first quarter. Yet, his best was still to come.

McCluster's 86-yard TD run in the second quarter came on a handoff from freshman quarterback Nathan Stanley. McCluster went to the right and through a gap, running untouched for the second-longest run in the 74-year history of the Cotton Bowl.

OKLAHOMA STATE	0	0	7	0	—	7
OLE MISS	0	7	0	14	—	21

#### SCORING

- OM — McCluster 86 run (Shene kick) 11:19 - 2Q
- OS — Youman 1 pass from Toston (Bailey kick) 7:13 - 2Q
- OM — McCluster 2 run (Shene kick) 4:03 - 4Q
- OM — Trahan 34 fumble recovery (Shene kick) 3:12 - 4Q

ATTENDANCE — 77,928

#### TEAM STATISTICS

	OS	OM
First Downs	9	20
Rushing (Net)	140	193
Passing (Net)	119	230
Total Offense	259	364
Passing C-A-I	14-34-4	15-30-4
Punts-Avg.	8-50.2	5-47.0
Fumbles-Lost	5-3	2-1
Penalties-Yards	6-62	10-82
Time of Possession	25:23	34:37

#### INDIVIDUAL LEADERS

- Rushing
  - OM — D. McCluster, 34-184
  - OS — K. Hunter, 9-94
- Passing
  - OM — J. Snead, 23-13-3-168
  - OS — Z. Robinson, 31-13-4-118
- Receiving
  - OM — S. Hodge, 7-112
  - OS — J. Blackmon, 4-45



## 2013 BBVA COMPASS BOWL<sup>^</sup>

Ole Miss 38  
Pittsburgh 17



Bo Wallace

Six weeks after closing out its regular season by defeating No. 24 Mississippi State to bring home the Egg Bowl trophy for the first time since 2008, Ole Miss (7-6) took down Pitt in the BBVA Compass Bowl in Birmingham, Ala., 38-17. It was Ole Miss' first bowl appearance since topping Oklahoma State 21-7 in the 2010 AT&T Cotton Bowl. The 38 points scored by Ole Miss is a BBVA Compass Bowl record.

Ole Miss sophomore quarterback Bo Wallace, the BBVA Compass Bowl MVP, finished the game 22-32 passing for 151 yards with three touchdowns and two interceptions. The Rebels spread the ball around through the air with three receivers catching five or more passes. Freshman running back I'Tavius Mathers led Ole Miss on the ground with six carries for 96 yards, including a 62-yard touchdown run in the fourth quarter, the longest in BBVA Compass Bowl history.

On the defensive side of the ball, junior middle linebacker Mike Marry led Ole Miss with seven tackles, four tackles for loss and a forced fumble.

PITTSBURGH	0	10	0	7	—	17
OLE MISS	14	10	7	7	—	38

### SCORING

OM — Logan 14 pass from Wallace (Rose kick) 10:16 - 1Q  
OM — Mackey 27 pass from Wallace (Rose kick) 5:22 - 1Q  
PITT — Street 10 pass from Sunseri (Harper kick) 7:13 - 2Q  
OM — Sanders 18 pass from Wallace (Rose kick) 6:02 - 2Q  
PITT — Harper 47 FG 1:56 - 2Q  
OM — Rose 31 FG 0:00 - 2Q  
OM — Brunetti 1 run (Rose kick) 0:21 - 3Q  
OM — Mathers 62 run (Rose kick) 8:48 - 4Q  
PITT — Shanahan 16 pass from Sunseri (Harper kick) 2:23 - 4Q

ATTENDANCE — 59,135

### TEAM STATISTICS

	PITT	OM
First Downs	17	23
Rushing (Net)	81	224
Passing (Net)	185	163
Total Offense	266	387
Passing C-A-I	16-32-1	24-37-2
Punts-Avg.	6-48.3	3-39.7
Fumbles-Lost	1-1	3-0
Penalties-Yards	3-26	8-66
Time of Possession	28:36	31:24

### INDIVIDUAL LEADERS


Rushing  
OM — I. Mathers, 6-96  
PITT — R. Shell, 25-91  
Passing  
OM — B. Wallace, 37-24-2-151 (3TD)  
PITT — T. Sunseri, 32-16-1-185 (2TD)  
Receiving  
OM — J. Logan, 6-36 (TD), V. Sanders, 5-39 (TD)  
PITT — D. Street, 7-83 (TD)

<sup>^</sup>Game vacated due to NCAA ruling



## 2013 MUSIC CITY BOWL

Ole Miss 25  
Georgia Tech 17



Bo Wallace

Ole Miss junior quarterback Bo Wallace threw one touchdown and ran for two more, and the Rebels' defense held the Georgia Tech triple-option attack in check en route to a 25-17 victory at LP Field in the 2013 Franklin American Mortgage Music City Bowl.

The Rebels' victory was their sixth straight bowl victory, which was currently the longest in the country.

Wallace, who was named the game's MVP, finished the game 22-32 for 256 yards, as well as a career-high 86 yards rushing on 13 carries. The Pulaski, Tenn., native's 342 total yards Monday pushed his season total to 3,701, topping Eli Manning's school record of 3,572 yards set in 2003.

Junior Dontre Moncrief led the Ole Miss receiving corps with six catches for 113 yards and a touchdown.

Defensively, junior linebacker Serderius Bryant and sophomore defensive tackle Issac Gross each had eight tackles, while freshman Tony Conner and senior defensive end D.T. Shackelford had seven tackles. Bryant led the Rebels with a team-high six solo tackles, and Gross recorded a team-high three tackles for loss.

OLE MISS	7	6	10	2	—	25
GEORGIA TECH	7	0	0	10	—	17

### SCORING

OM — Wallace 17 run (Ritter kick) 4:45 - 1Q  
GT — Godhigh 8 run (Butker kick) 5:44 - 1Q  
OM — Moncrief 28 pass from Wallace (Blocked) 1:19 - 2Q  
OM — Wallace 10 run (Ritter kick) 1:29 - 3Q  
OM — Ritter 29 FG 3:02 - 3Q  
GT — Butker 38 FG 3:12 - 4Q  
GT — Waller 72 pass from Lee (Butket kick) 0:11 - 4Q  
OM — Team safety - 4Q

ATTENDANCE — 52,125

### TEAM STATISTICS

	OM	GT
First Downs	28	18
Rushing (Net)	221	151
Passing (Net)	256	147
Total Offense	477	298
Passing C-A-I	23-36-1	5-17-1
Punts-Avg.	5-42.4	6-38.5
Fumbles-Lost	3-0	2-1
Penalties-Yards	3-15	5-40
Time of Possession	32:50	27:10


### INDIVIDUAL LEADERS

Rushing  
OM — B. Wallace, 13-86 (2 TD)  
GT — R. Godhigh, 10-50 (TD)  
Passing  
OM — B. Wallace, 22-32-1-256 (TD)  
GT — V. Lee, 5-17-1-147 (TD)  
Receiving  
OM — D. Moncrief, 6-113 (TD)  
GT — D. Waller, 2-79 (TD)



## 2014 PEACH BOWL

TCU 42  
Ole Miss 3



Senquez Golson

A dominant effort by No. 6 TCU on both sides of the ball was too much to overcome for No. 9 Ole Miss, as the Rebels (9-4) lost 42-3 in the Chick-fil-A Peach Bowl.

The nation's second-leading offense, the Horned Frogs scored early and often, and the defense suffocated the Ole Miss offense, holding the Rebels to a season-low 10 first downs and 129 yards of total offense.

Senior cornerback Senquez Golson tied the school record with his 10th interception of the season, the 16th of his career, which is tied for third place in Ole Miss history. It also helped set up the Rebels' lone score of the game, a 27-yard field goal by freshman kicker Gary Wunderlich.

Playing in its third straight bowl game for the first time since 1998-2000, Ole Miss had its six-game bowl winning streak snapped, which was tied with Florida State for the longest in the nation.

OLE MISS	0	0	0	3	—	3
TCU	14	14	14	0	—	42

### SCORING

TCU — Green 31 pass from Listenbee (Oberkrom kick) 14:00 - 1Q  
TCU — Green 15 run (Oberkrom kick) 6:23 - 1Q  
TCU — Doctson, 12 pass from Boykin (Oberkrom kick) 11:00 - 2Q  
TCU — McFarland INT return (Oberkrom kick) 2:00 - 2Q  
TCU — Listenbee 35 pass from Boykin (Oberkrom kick) 13:37 - 3Q  
TCU — Doctson 27 pass from Boykin (Oberkrom kick) 13:09 - 3Q  
OM — Wunderlich 27 FG 7:18 - 4Q

ATTENDANCE — 65,706

### TEAM STATISTICS

	OM	TCU
First Downs	10	24
Rushing (Net)	9	177
Passing (Net)	120	246
Total Offense	129	423
Passing C-A-I	11-27-3	27-37-3
Punts-Avg.	8-42.4	4-42.4
Fumbles-Lost	2-1	2-1
Penalties-Yards	6-44	5-55
Time of Possession	25:00	35:00

### INDIVIDUAL LEADERS


Rushing  
OM — I. Mathers, 7-26 (0 TD)  
TCU — A. Green, 18-68 (TD)  
Passing  
OM — B. Wallace, 10-23-3-109 (0 TD)  
TCU — T. Boykin, 22-31-3-187 (3 TD)  
Receiving  
OM — M. Pack, 4-55 (0 TD)  
TCU — J. Doctson, 6-59 (2 TD)





### 2016 SUGAR BOWL

Ole Miss 48  
Oklahoma State 20



Chad Kelly

How sweet it was. No. 12 Ole Miss dominated No. 16 Oklahoma State, 48-20, in the 82nd annual Allstate Sugar Bowl.

In their first appearance in the Sugar Bowl in 46 years, the Rebels left it all on the field, claiming their first 10-win season since the 2003 campaign.

It was a record-breaking night for the Rebel offense, but the defense wouldn't be outshined, holding the nation's 18th-ranked

offense to its lowest point total of the season.

Junior quarterback and Sugar Bowl MVP Chad Kelly connected on four touchdown passes, the most by a Rebel quarterback in bowl history, and also led the team in rushing with 73 yards on the ground. He fired three touchdown passes to junior star receiver Laquon Treadwell, who finished with six catches for 71 yards.

As a unit the Rebels put up 554 of total offense, the most of any Ole Miss team in any bowl game, and also broke the previous record for points in a bowl game.

Even 6-foot-5, 305-pound offensive lineman Laremy Tunsil got in on the fun, trotting in for a 2-yard rush after a toss back from Kelly. The Rebels finished with 207 rushing yards and 347 through the air.

Through one quarter Ole Miss led it, 10-3, after a 34-yard field goal by Gary Wunderlich, and a 31-yard touchdown pass from Kelly to Cody Core. The Rebel defense held the Cowboys to just 36 yards in the opening quarter, including minus-eight on the ground.

Four minutes into the second quarter, Treadwell began his dominating day, hauling in a 34-yard pass from Kelly to cap a six play, 51-yard drive to make it 17-3. In that same drive, Treadwell broke one of his many records on the night, the single-season record for receptions (78 at the time).

Just five minutes later, the dynamic duo hooked up again, this time a 10-yard connection. But not before Treadwell himself found Jordan Wilkins deep for a 45-yard pass and catch. Just two plays later, the 10-yard play ensued, capping an 85-yard drive to extend the Rebels' advantage to 24-3.

Wunderlich again punched through a field goal with 3:39 left in the half, a 38-yarder to push the lead to 27-3. The Cowboys followed with a field goal of their own to make it a 27-6 game.

Then, as time expired heading into the break, Tunsil received a toss from Kelly to score the 2-yard run, making it a 34-6 game at the break. The Rebels' 34 first-half points tied for the most in the Sugar Bowl's 82-year history.

Midway through the third, the Landshark D came up big again as Terry Caldwell forced a fumble and Breeland Speaks recovered, setting up another score just a minute later. That touchdown came from Wilkins, a 36-yard rumble, capping the quick 44-second scoring drive to extend the lead to 41-6.

From there, the Cowboys added one score, and Kelly found Treadwell again for his third of the night, a 14-yard play at the 13:04 mark to cap yet another dominating 8-play, 71-yard drive.

OKLAHOMA STATE	3	3	7	7	—	20
OLE MISS	10	24	7	7	—	48

#### SCORING

OSU — Grogan 26 yd FG 4:52 - 1Q
OM — Wunderlich 34 yd FG 2:15 - 1Q
OM — Core, 31 pass from Kelly (Wunderlich kick) 00:20 - 1Q
OM — Treadwell 34 pass from Kelly (Wunderlich kick) 11:28 - 2Q
OM — Treadwell 10 pass from Kelly (Wunderlich kick) 6:58 - 2Q
OM — Wunderlich 38 FG 3:39 - 2Q
OSU — Grogan 31 yd FG 1:22 - 2Q
OM — Tunsil 2 run (Wunderlich kick) 00:00 - 2Q
OM — Wilkins 36 run (Wunderlich kick) 4:26 - 3Q
OSU — Walsh 2 run (Grogan kick) 1:11 - 3Q
OM — Treadwell 14 pass from Kelly (Wunderlich kick) 13:04 - 4Q
OSU — Walsh 8 run (Grogan kick) 3:03 - 4Q

ATTENDANCE — 72,117

#### TEAM STATISTICS

	OSU	OM
First Downs	20	28
Rushing (Net)	63	207
Passing (Net)	303	347
Total Offense	366	554
Passing C-A-I	27-45-0	22-35-1
Punts-Avg.	7-38.1	4-45.8
Fumbles-Lost	0-0	0-0
Penalties-Yards	6-44	5-55
Time of Possession	25:00	35:00

#### INDIVIDUAL LEADERS

Rushing	
OSU —	J.W. Walsh, 10-74 (2 TD)
OM —	C. Kelly, 10-73 (0 TD)
Passing	
OSU —	M. Rudolph, 18-31-0-179 (0 TD)
OM —	C. Kelly, 21-33-1-302 (4 TD)
Receiving	
OSU —	M. Ateman, 5-70 (0 TD)
OM —	E. Ingram, 6-96 (0 TD)
	L. Treadwell, 6-71 (3 TD)





